Rapid Timber WallForm

H20 TIMBER BEAM FORMWORK

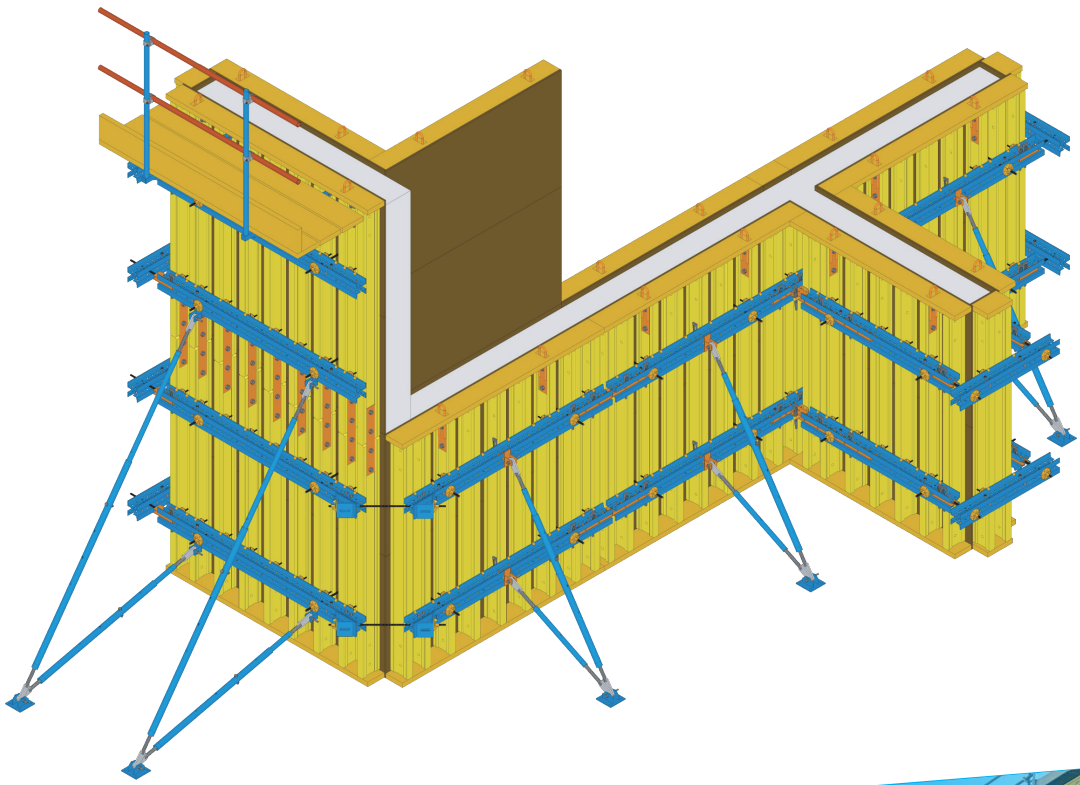



WALL FORMWORK

H20 timber beams and steel walers

COLUMN FORMWORK

Corner waler splice configuration

PRODUCT OVERVIEW

Timber formwork assemblies

WALL FORMWORK

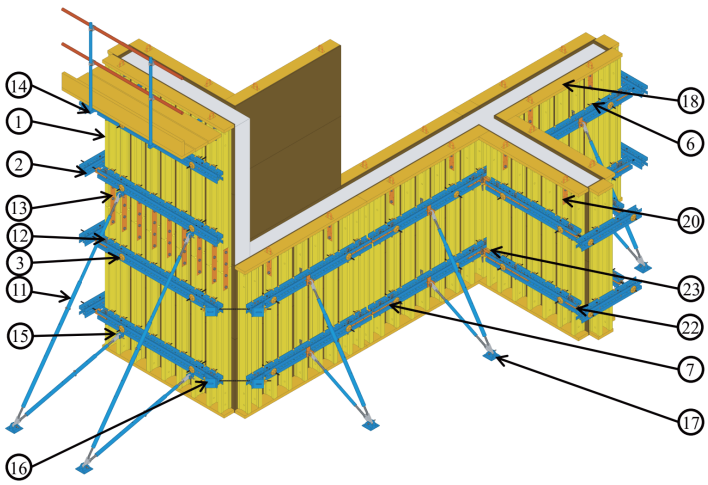

NO.	COMPONENT
1	H20 Timber Beam
2	Steel Waler
3	Wing Nut
6	Flange Clamp
7	Waler Splice
11	Push Pull Prop
12	Wedge
13	Stacking Plate
14	Walkway Bracket
15	Prop Connector
16	Waler End
17	Foot Plate
18	Timber Plank
20	Lifting Hook
22	Stopend Tie
23	Beam Clamp

COLUMN FORMWORK

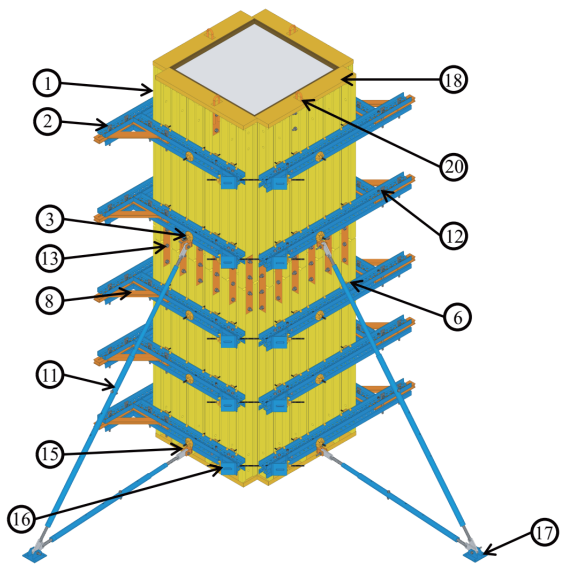

NO.	COMPONENT
1	H20 Timber Beam
2	Steel Waler
3	Wing Nut
6	Flange Clamp
8	Corner Waler Splice
11	Push Pull Prop
12	Wedge
13	Stacking Plate
15	Prop Connector
16	Waler End
17	Foot Plate
18	Timber Plank
20	Lifting Hook

COMPONENT CATALOGUE

Beams, walers and ties

1 H20 TIMBER BEAM

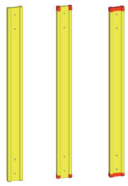

NO.	LENGTH (mm)	WEIGHT (kg)
01	1900	**8.8**
02	2450	**12.0**
03	2650	**13.0**
04	2900	**14.2**
05	3300	**16.2**
06	3600	**17.6**
07	3900	**19.1**
08	4500	**22.1**
09	4900	**24.0**
10	5900	**28.9**
11	Tailored length 5 kg/m	-

2 STEEL WALER

120 × 53 Twin C-Channel



NO.	L (mm)	WEIGHT (kg)	ITEM CODE
01	1200	**27.86**	5666040023
02	1500	**34.59**	5666040024
03	1800	**41.32**	5666040025
04	2000	**45.81**	5666040031
05	2100	**48.05**	5666040026
06	2400	**54.78**	5666040027
07	2700	**61.97**	5666040028
08	3000	**68.70**	5666040029
09	3600	**82.15**	5666040030

Source lists 10# and 14# as later additions.

WING NUTS, TIE RODS AND PVC FITTINGS

COMPONENT		SPECIFICATION / APPLICATION	WEIGHT (kg)	ITEM CODE
	**3.1 D15 Wing Nut**	01 Ø100 mm	**0.52**	T4FW00002
		02 Ø120 mm	**0.94**	T4FW00066
	**3.2 D20 Wing Nut**	01 Ø110 mm	**0.85**	T4FW00003
	**4.1 D15 Tie Rod**	01 Screw-Thread Steel Bars Tailored length · 1.5 kg/m	-	-
		02 45#Steel Tailored length · 1.5 kg/m	-	-
	**4.2 D20 Tie Rod**	01 Screw-Thread Steel Bars Tailored length · 3.39 kg/m	-	-
		02 45#Steel Tailored length · 3.39 kg/m	-	-
	**5.1 PVC Sleeve**	01 Ø20 Tailored length	-	-
		02 Ø25 Tailored length	-	-
	**5.2 PVC Conical Bushing**	01 Ø20	-	-
		02 Ø25	-	-

A dash denotes a field left blank in the source or a separately stated linear weight.

COMPONENT CATALOGUE

Connections and splices

WALER SPLICES

COMPONENT		SPECIFICATION / APPLICATION	WEIGHT (kg)	ITEM CODE
 **7 Waler Splice**	01	980 mm. Used to connect the waler and fix them with wedges	**9.51**	5666060004
 **8 Corner Waler Splice**	01	580 × 580 mm. Used to connect the walers to form a right angle	**9.88**	5666060005
 **9 T Shape Waler Splice**	01	500 × 980 mm. Used to connect the walers, with a vertical relationship between them	**12.32**	5666060006
 **10 Hinged Waler Splice**	01	530 × 536 mm. Used to connect the walers, which can form any angle of 55°-305° between them	**10.32**	5666060007

CLAMPS AND FIXINGS

COMPONENT		SPECIFICATION / APPLICATION	WEIGHT (kg)	ITEM CODE
 **6 Flange Clamp**	01	Use Flange Clamp to secure the H20 Timber Beam to the waler(Twin C-Channel)	**0.55**	T4FW00061
 **12 Wedge**	01	Used to fix the Waler Splice on the Waler	**0.71**	T4FW00067
 **13 Stacking Plate**	01	-	**7.08**	5666080033
 **16 Waler End (Heavy Duty)**	01	Compatible for 120 × 53 Twin C-Channel	**10.1**	5666080034

A dash denotes a field left blank in the source.

COMPONENT CATALOGUE

Props and walkways

PROPS AND FITTINGS

COMPONENT		SPECIFICATION / APPLICATION	WEIGHT (kg)	ITEM CODE
	11.1 Strut	01 3800-4200 mm	**39.56**	5666070009
		02 5000-5400 mm	**46.93**	5666070025
		03 6000-9200 mm	**113.48**	5666070026
		04 8900-12100 mm	**149.25**	5666070018
	11.2 Stabilizer Prop	01 1040-1440	**10.56**	5666070003
	11.3 Push Pull Prop	01 1820-2970 mm	**19.48**	5666070006
		02 2070-3220 mm	**21.62**	5666070004
		03 2570-4220 mm	**25.29**	5666070005
	15.1 Prop Connector (Type 1)	01 Used for installing struts, fixed on Tie Rod	**1.08**	5666070022
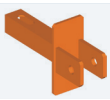	15.2 Prop Connector (Type 2)	01 Used for installing struts, fixed on walings with wedges	**1.7**	-
	17 Foot Plate	01 180 × 180 mm	**2.9**	5666070023

WALKWAY BRACKETS

COMPONENT		SPECIFICATION / APPLICATION	WEIGHT (kg)	ITEM CODE
	14.1 Walkway Bracket (Type 1)	01 950 mm, used for Timber Beam	**15.5**	5666080032
	14.2 Walkway Bracket (Type 2)	01 950 mm, used for Vertical Waler	**15.16**	5666080030
	14.3 Walkway Bracket (Type 3)	01 950 mm, used for Timber Beam	**13.6**	-

A dash denotes a field left blank in the source.

COMPONENT CATALOGUE

Decking, lifting and hardware

TIMBER AND PLYWOOD

COMPONENT		SPECIFICATION / APPLICATION		WEIGHT (kg)	ITEM CODE
	18 Timber Plank	01	40 × 250 × 3000 mm	30	
	19 Plywood	01	Poplar plywood, 1220 × 2440 × 15 mm	22.30	-
		02	Poplar & eucalyptus plywood, 1220 × 2440 × 15 mm	23.50	-
		03	100% eucalyptus plywood, 1220 × 2440 × 15 mm	26.50	-
		04	Birch plywood, 1220 × 2440 × 15 mm	30.30	-
		05	Poplar plywood, 1220 × 2440 × 18 mm	30.00	

LIFTING AND ACCESSORIES

COMPONENT		SPECIFICATION / APPLICATION		WEIGHT (kg)	ITEM CODE
	20.1 Lifting Hook (Type 1)	01	Connect With H20 Timber Beam	5.32	5666080031
	20.2 Lifting Hook (Type 2)	01	Connect With Steel Waler	3.4	5666080029
	21 Coupler	01	Right angle coupler	1.0	5008120032
		02	swivel coupler	1.2	5008120005
	22 Stopend Tie	01	D15	2.1	-
		02	D20	2.2	-
	23 Timber Beam Clamp	01	Use timber Beam Clamp to secure the H20 Timber Beam to the Waler Splice with wedges	0.7	-

FASTENERS

COMPONENT		SPECIFICATION / APPLICATION		WEIGHT (kg)	ITEM CODE
	24.1 Nut	01	M16	-	-
		02	M20	-	-
	24.2 Nut	01	D15	-	-
		02	D20	-	-
	24.3 Bolt	01	Grade 8.8, M16 × 130	-	-
		02	Grade 8.8, M20 × 90	-	-
	24.4 Counterplate	01	M16	-	-
		02	M20	-	-

A dash denotes a field left blank in the source.

COMPANY PROFILE

RAPID Formwork & Scaffolding Co., Ltd. is a leading enterprise in China's scaffolding industry. Since its establishment in 2004, Rapid has been constantly growing and embracing new challenges. Its continuous success stems from its emphasis on customers and employees, as well as its commitment to service, performance and quality. We are not only experts in the design and manufacture of various types of scaffolding, but also dedicated to the professional field of formwork development. Our main scaffolding products include ringlock, octagonallock, cuplock, kwikstage, Haky, frames, props, etc. Our main formwork products include WallForm,ColuForm,TableForm such as our Matrix85,Pixel/ Flexi 92,Pixel/ Flexi 120,Timber,Cylindro,Cantipro, AutoClimb, etc.

Rapid takes pride in having a team of experienced and fully qualified engineering and technical experts. According to the different needs of customers, we can provide comprehensive scaffolding and formwork design services. We offer one-stop service for any project. We have an experienced production team that always maintains the highest standards at every stage of production. Automated welding and robot welding systems are widely used.

2004
Year Established

2
Production Bases(Wuxi & Tangshan)

80000m²
Total Area

75000 Tons
Annual Production Capacity

89 +
Countries and Regions Served


RAPID FORMWORK & SCAFFOLDING CO.,LTD.



SINGAPORE: RAPID (S.E.A.) ENGINEERING PTE. LTD.


MALAYSIA: RAPID SEA ENGINEERING SDN. BHD.


UAE: RAPID FORMWORK AND SCAFFOLDING L.L.C


AUS: RAPID FORMWORK & SCAFFOLDING AU PTY LTD



Engineering expertise. Reliable manufacturing. Local support for global projects.

We have a complete 6S quality control system to ensure high product quality and the timely completion of all processes. Rapid has obtained LEED,ISO9001,ISO14001,ISO45001,EN-1090 and DIBT certifications. Its products hold various certificates including EN-12811, EN1004, AS/NZS1576.2, MS1462, JIS, and CIDB.


EN 12811


EN12810


EN1004


AS1576



EN 1090



EN ISO 3834



ISO 9001



ISO 14001



ISO 45001

Engineering Service
Professional design and customized solutions

Manufacturing
Advanced production and strict quality control

Quality Assurance
International standards and certified products

Global Business
Local support and reliable service

Visit Rapid

(+86) 510-8379 6833 sales@rapid-scaffold.com www.rapid-formwork.com

No. 280 East Zhangjing, Xigang Road, Xibei Town, Xishan District, Wuxi City, Jiangsu Province, China

Official Website Facebook LinkedIn Youtube

EFFICIENT SOLUTIONS QUALITY PRODUCTS

YOUR GLOBAL SYSTEMS PARTNER