Rapid Flexi120 & Pixel120

STEEL FORMWORK





FLEXI120 WALLFORM

Heavy-duty steel frame wall formwork

PIXEL120 COLUFORM

Adjustable steel frame column formwork

APPLICATIONS

Wall and column assemblies

FLEXI120 WALLFORM

Rapid Flexi120 Wallform and Rapid Pixel120 Coluform are heavy-duty steel-framed formwork systems featuring a closed-frame structure made of Q355 steel and 18 mm birch plywood. The wall formwork has a load capacity of up to 80 kN/m², while the column formwork reaches 100 kN/m². The systems support integral lifting of assemblies up to 8 m high and are suitable for large cast-in-place concrete structures such as super high-rise buildings, bridges, dams, and metro projects.

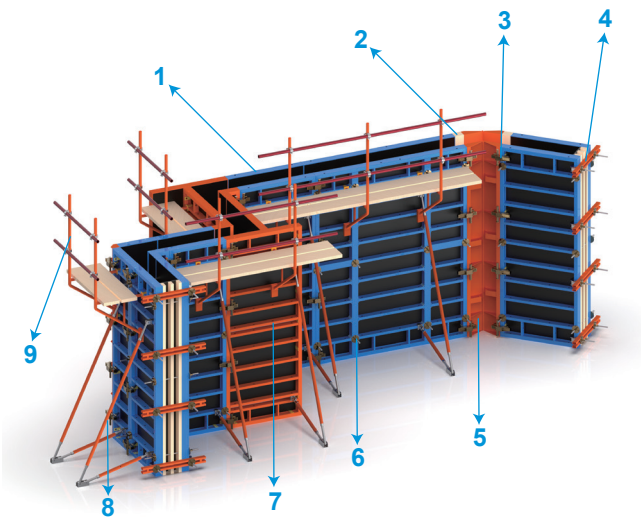

1. Flexi120 Wallform
2. Timber Infill
3. Alignment Clamp (AC Clamp)
4. Universal Waling
5. Adjustable Corner
6. Tie Rod System
7. Universal Panel
8. Push - Pull Prop
9. Walking Bracket

PIXEL120 COLUFORM

RAPID Pixel120 Coluform is an adjustable framed formwork system designed for square and rectangular concrete columns. The steel-framed panels feature integrated tie-rod holes and are fully compatible with the RAPID Flexi120 WallForm, allowing the panels to be used for both column and wall applications.



1. Pixel120 Coluform
2. Push-Pull Prop
3. Alignment Clamp (AC Clamp)
4. Tension Bolt + D20 Wing Nut

TECHNICAL DATA

System specifications

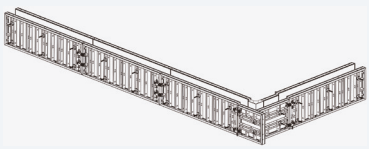

Strip Foundation

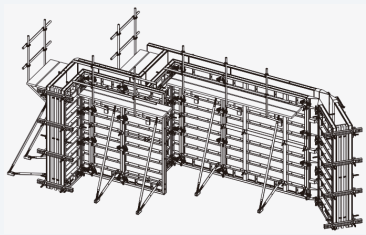

Standard Wall Formwork

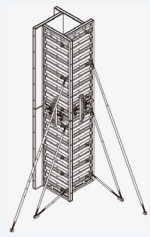

Adjustable Column Formwork

PARAMETER	FLEXI120 WALLFORM	PIXEL120 COLUFORM
Panel Widths (mm)	300 / 450 / 600 / 900 / 1200 / 2400	600 / 950 / 1200
Panel Heights (mm)	900 / 1800 / 2400 / 3000	900 / 1800 / 2400 / 3000
Frame (mm)	120 (frame height)	120 (steel frame thickness)
Adjustment Increment (mm)	-	50
Column Cross-Section (mm)	-	150 × 150 to 1000 × 1000
Surface Finish	Powder coating / hot-dip galvanizing	Powder coating / hot-dip galvanizing
Form Lining Material	Birch plywood	Birch plywood
Form Lining Thickness (mm)	18	18
Design Concrete Pressure (kN/m²)	80	100
Standard Clamp	Alignment clamp	Alignment clamp / tension bolt

SIZE AND WEIGHT MATRICES

Panels and corners

NORMAL PANEL WEIGHT (kg)


H 3000 mm


H 2400 mm

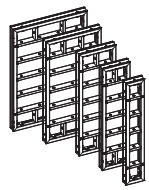
H 1800 mm

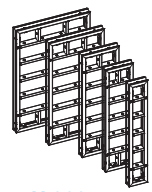
H 900 mm

H (mm)	W300	W450	W600	W900	W1200	W2400
3000	74.18	89.35	106.66	139.25	169.37	366.50
2400	60.33	72.69	87.46	114.57	139.35	304.18
1800	45.20	55.00	66.98	88.86	108.29	-
900	24.09	29.80	37.85	51.71	63.10	-

UNIVERSAL PANEL WEIGHT (kg)


H 3000 mm


H 2400 mm


H 1800 mm

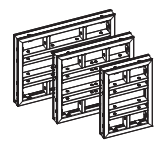
H 900 mm

H (mm)	W600	W950	W1200
3000	123.11	173.04	207.16
2400	102.80	145.64	174.84
1800	76.93	109.35	131.23
900	45.26	66.50	80.32

CORNER WEIGHT (kg)






H (mm)	Inside	Outside	Adjustable	Striking
3000	108.10	33.31	144.30	209.49
2400	88.67	26.74	116.29	169.41
1800	70.83	20.17	88.31	132.43
900	37.92	10.31	44.54	73.86

W = panel width (mm). A dash marks a size absent from the source table.

COMPONENT CATALOGUE

Connections, ties and access

PANEL CONNECTION AND ALIGNMENT

	COMPONENT	SURFACE FINISH	SPECIFICATION (mm)	WEIGHT (kg)
	**AC Clamp**	Color Zinc Plating	/	**4.20**
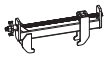	**Adjustable Clamp**	Color Zinc Plating	/	**7.69**
	**Quick-Release Waler Clamp**	Galvanized	/	**2.43**
	**Universal Waling**	- - -	L=900 L=1200 L=1500	**9.34** **12.05** **14.76**
	**BracingClip**	-	/	**1.06**

TYING, LIFTING AND ACCESS

	COMPONENT	SURFACE FINISH	SPECIFICATION (mm)	WEIGHT (kg)
	**Tension Bolt Grade 8.8**	Galvanized	/	**0.80**
	**D20 Tie Rod**	-	D20	**3.39**
	**D20 Wing Nut**	-	D20; Ø130	**1.50**
	**D20 Water Stopper**	-	D20	**1.40**
	**PP Cone**	-	Φ30	**0.01**
	Plastic Tube	-	Φ30×2	**/**
	**Edge Tie Bearing**	-	/	**2.00**
	**Lifting Hook**	Galvanized	/	**10.94**
	**Walking Bracket**	-	/	**16.57**

COMPONENT CATALOGUE

Support and climbing

PUSH-PULL PROPS AND FITTINGS

	COMPONENT	SPECIFICATION (mm)	WEIGHT (kg)
	**Push Pull Prop**	1150-1700 1650-2300 2350-3000 3150-3800	**10.80** **13.50** **16.65** **20.26**
	**Push Pull Prop**	3100-5100 5100-7100	**36.84** **49.35**
	**Foot Plate**	/	**1.15**
	**Prop Connector**	/	**0.43**
	**Pin**	M16 × 100 M16 × 65	**0.20** **0.15**
	**Type B Pin [2]**	M2.5 × 65	**0.01**
	**Anchor Bolt, Grade 8.8**	M16 × 100	**0.10**
	**Anchor Bolt, Grade 8.8**	M16 × 80 M16 × 160	**0.10** **0.28**

CLIMBING COMPONENTS

	COMPONENT	SPECIFICATION (mm)	WEIGHT (kg)
	**Climber**	/	**97.70**
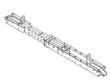	**Internal Platform Beam**	2400-3100 2950-4000	**173.83** **208.71**
	**Clipaneling Cone**	D20/M30, L = 120	**1.20**
	**Cone Spanner**	For D20/M30 Clipaneling Cone	**0.50**

STEEL WALER / 100 × 48 TWIN C-CHANNEL

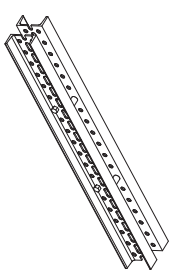

L (mm)	WEIGHT (kg)	L (mm)	WEIGHT (kg)
750	15.37	**3000**	61.09
1250	25.37	**3250**	66.09
1500	30.37	**3500**	71.09
1750	35.37	**3750**	75.59
2000	40.37	**4000**	80.59
2500	51.09	**4250**	85.83
2750	56.09	**4500**	91.32

COMPANY PROFILE

RAPID Formwork & Scaffolding Co., Ltd. is a leading enterprise in China's scaffolding industry. Since its establishment in 2004, Rapid has been constantly growing and embracing new challenges. Its continuous success stems from its emphasis on customers and employees, as well as its commitment to service, performance and quality. We are not only experts in the design and manufacture of various types of scaffolding, but also dedicated to the professional field of formwork development. Our main scaffolding products include ringlock, octagonallock, cuplock, kwikstage, Haky, frames, props, etc. Our main formwork products include WallForm,ColuForm,TableForm such as our Matrix85,Pixel/ Flexi 92,Pixel/ Flexi 120,Timber,Cylindro,Cantipro, AutoClimb, etc.

Rapid takes pride in having a team of experienced and fully qualified engineering and technical experts. According to the different needs of customers, we can provide comprehensive scaffolding and formwork design services. We offer one-stop service for any project. We have an experienced production team that always maintains the highest standards at every stage of production. Automated welding and robot welding systems are widely used.

2004
Year Established

2
Production Bases(Wuxi & Tangshan)

80000m²
Total Area

75000 Tons
Annual Production Capacity

89 +
Countries and Regions Served


RAPID FORMWORK & SCAFFOLDING CO.,LTD.



SINGAPORE: RAPID (S.E.A.) ENGINEERING PTE. LTD.


MALAYSIA: RAPID SEA ENGINEERING SDN. BHD.


UAE: RAPID FORMWORK AND SCAFFOLDING L.L.C


AUS: RAPID FORMWORK & SCAFFOLDING AU PTY LTD



Engineering expertise. Reliable manufacturing. Local support for global projects.

We have a complete 6S quality control system to ensure high product quality and the timely completion of all processes. Rapid has obtained LEED,ISO9001,ISO14001,ISO45001,EN-1090 and DIBT certifications. Its products hold various certificates including EN-12811, EN1004, AS/NZS1576.2, MS1462, JIS, and CIDB.


EN 12811


EN12810


EN1004


AS1576



EN 1090



EN ISO 3834



ISO 9001



ISO 14001



ISO 45001

Engineering Service
Professional design and customized solutions

Manufacturing
Advanced production and strict quality control

Quality Assurance
International standards and certified products

Global Business
Local support and reliable service

Visit Rapid

(+86) 510-8379 6833
sales@rapid-scaffold.com
www.rapid-formwork.com
No. 280 East Zhangjing, Xigang Road, Xibei Town, Xishan District, Wuxi City, Jiangsu Province, China

Official Website | Facebook | LinkedIn | Youtube

EFFICIENT SOLUTIONS QUALITY PRODUCTS

YOUR GLOBAL SYSTEMS PARTNER