Rapid RING48 Euro

STEEL RINGLOCK SCOFFOLDING SYSTEM



MODULAR BAYS.

INTEGRATED ACCESS.

Facade access/Event staging/Bridge construction



SYSTEM OVERVIEW

SYSTEM APPLICATIONS

Facade Scaffolding

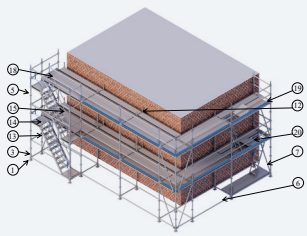

NO.	COMPONENT
01	Base Jack
03	Base Collar
05	Standard
06	Ledger
07	Diagonal Brace
12	Console Bracket
13	Stair
14	Stair Outer Guardrail
15	Stair Inner Guardrail
18	Steel Plank O-Type
19	Toe Board
20	Access Deck O-Type

Stair Tower

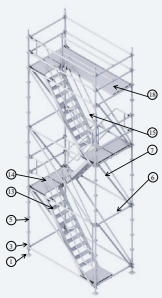

NO.	COMPONENT
01	Base Jack
03	Base Collar
05	Standard
06	Ledger
07	Diagonal Brace
13	Stair
14	Stair Outer Guardrail
15	Stair Inner Guardrail
18	Steel Plank O-Type

Moving Tower



NO.	COMPONENT
03	Base Collar
05	Standard
06	Ledger
07	Diagonal Brace
08	O-Bridging Ledger
16	Stair Handrail Standard
18	Steel Plank O-Type
19	Toe Board
20	Access Deck O-Type
22	Castor

Falsework (Shoring Tower)

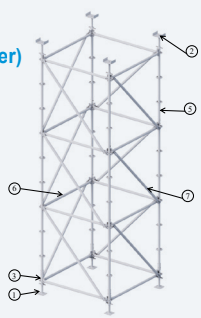

NO.	COMPONENT
01	Base Jack
02	Head Jack
03	Base Collar
05	Standard
06	Ledger
07	Diagonal Brace

PRODUCT PARAMETERS

CORE SCAFFOLD MEMBERS

01 O-LEDGER

Q355 · Ø48.3 × 3.2 mm



LENGTH (mm)	WEIGHT (kg)
730	3.33
1090	4.70
1400	5.88
1570	6.52
2070	8.43
2570	10.33
3070	12.24

02 STANDARD

Q355 · Ø48.3 × 3.2 mm

02.1 BOLT-ON SPIGOT

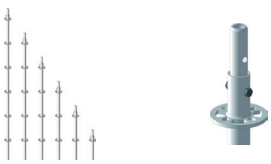

mm	kg
500	3.46
1000	5.76
1500	8.08
2000	10.29
2500	12.42
3000	14.93

02.2 PRESSED-IN SPIGOT

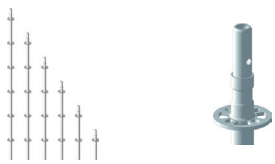

mm	kg
500	3.31
1000	5.62
1500	7.94
2000	10.32
2500	12.03
3000	14.99

02.3 INTEGRATED SPIGOT

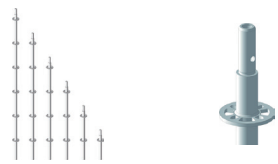

mm	kg
500	2.90
1000	5.36
1500	7.82
2000	10.28
2500	12.74
3000	15.20

WORKING LOAD CONDITIONS

CONFIGURATION	SWL	FOS
Lift 2.0 m	30 kN	2
Lift 1.5 m	50 kN	2
Lift 2.0 m · facade	22 kN	2

03 DIAGONAL BRACE

Q235 · Ø48.3 × 2.5 mm



SIZE (mm)	WEIGHT (kg)
730 × 2000	7.81
1090 × 2000	8.19
1400 × 2000	8.64
1570 × 2000	8.92
2070 × 2000	9.88
2570 × 2000	10.99
3070 × 2000	12.20

Diagonal braces with lifts of 1.5 m, 1.0 m and 0.5 m can be made as needed.

PRODUCT PARAMETERS

BASE, SUPPORT & CONNECTIONS

04 BASE JACK

20# · Tr38 × 5



VAR.	mm	kg	SWL
04.1	600	3.60	100 kN
04.1	800	4.90	100 kN
04.2	600	6.10	30 kN

04.1 Base Jack / 04.2 Swivelling Base Jack

05 HEAD JACK

20# · Tr38 × 5



mm	kg
600	8.00

SWL: 100 kN

06 BASE COLLAR

Q355 · Ø48.3 × 3.2 mm



mm	kg
298	2.43

07 STANDARD LOCK



TYPE	mm	kg
Standard lock	500	4.00
Leg lock	580	3.66

08 O-BRIDGING LEDGER

Q355 · Ø48.3 × 3.2 mm
Q235 · Ø33.7 × 2.4 mm



mm	kg
1400	8.58
1570	9.55
2070	12.37
2570	15.53
3070	18.52

09 LATTICE BEAM

Q355 · Ø48.3 × 3.2 mm
Q235 · Ø25.4 × 2.0 mm



mm	kg
4140	42.89
5140	52.60
6140	62.31

10 MIDDLE TRANSOM

Q355 · Ø48.3 × 3.2 mm · 2.00 m lift

10.1 Steel deck - steel deck



mm	kg
320	4.61
640	4.92
960	6.14

10.2 Steel deck - O-ledger



mm	kg
320	3.91
640	5.12
960	6.34

10.3 O-ledger - O-ledger



mm	kg
730	4.15
1090	5.52
1570	7.35

11 ROSETTE CLAMP

Clampable



0.84 kg

12 CONSOLE BRACKET

Q355 · Ø48.3 × 3.2 mm

12.1 Without Spigot



mm	kg
260	2.30
360	3.40

12.2 Console Bracket



mm	kg
390	3.90
690	4.20
730	6.80

PRODUCT PARAMETERS

STAIRS & GUARDRAILS

13 STAIR

O-platform stairway · aluminium · W = 610 mm



SIZE (mm)	STEP (mm)	kg
2000 × 2570	200	23.20
2000 × 3070	200	27.70
1500 × 2570	180	22.80

SWL (2570 / 3070): 2.5 kN/m²

14 STAIR OUTER GUARDRAIL

Q235 · Ø35.0 × 2.0 mm

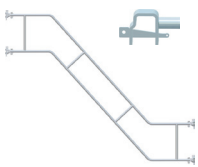

14.1 U-FORK

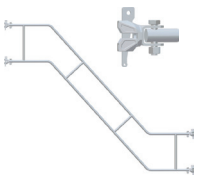

14.2 SWIVELLING WEDGE HEAD

HEAD TYPE	SIZE (mm)	kg
14.1 U-fork	2000 × 2570	18.10
14.1 U-fork	2000 × 3070	20.10
14.1 U-fork	1500 × 2570	17.00
14.2 Swivelling wedge head	2000 × 2570	18.10
14.2 Swivelling wedge head	2000 × 3070	20.10
14.2 Swivelling wedge head	1500 × 2570	17.00

15 STAIR INNER GUARDRAIL

Q235 · Ø32.0 × 3.2 mm



SIZE (mm)	kg
2570 × 2000	13.50
2570 × 1500	11.50

16 STAIR HANDRAIL STANDARD

Q355 · Ø48.3 × 3.2 mm



SIZE: / · 7.09 kg

17 STAIR HANDRAIL LEDGER

Q355 · Ø48.3 × 3.2 mm



SIZE / LEDGER	kg
1951 / 2570	8.10
2201 / 3070	9.05

PRODUCT PARAMETERS

DECKING & ACCESSORIES

18 STEEL PLANK O-TYPE

Q235 · t = 1.5 mm

18.1 W = 320 mm



LENGTH (mm)	kg
730	7.92
1090	9.66
1400	12.56
1570	13.80
2070	17.44
2570	20.75
3070	24.39

EN 12811-1 · W = 320 mm

CLASS	730	1090	1570	2070	2570	3070
1	•	•	•	•	•	•
2	•	•	•	•	•	•
3	•	•	•	•	•	•
4	•	•	•	•	•	•
5	•	•	•	•	•	—
6	•	•	•	•	—	—

18.2 W = 190 mm



LENGTH (mm)	kg
730	5.17
1090	7.71
1400	9.51
1570	10.49
2070	13.37
2570	15.83
3070	18.71

EN 12811-1 · W = 190 mm

CLASS	730	1090	1570	2070	2570	3070
1	•	•	•	•	•	•
2	•	•	•	•	•	•
3	•	•	•	•	•	•
4	•	•	•	•	•	•
5	•	•	•	•	•	—
6	•	•	•	•	—	—

19 TOE BOARD

Q235 · H = 152 mm · t = 1.5 mm



mm	kg
730	2.38
1090	3.44
1400	4.35
1570	4.85
2070	6.32
2570	7.80
3070	9.27

20 ACCESS DECK O-TYPE

With integrated access ladder

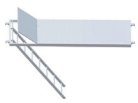

SIZE (mm)	kg
2570 × 610	25.90
3070 × 610	29.70

EN 12811-1 · 190mm Wide (source)

CLASS	2570	3070
1	•	•
2	•	•
3	•	•
4	•	—
5	•	—
6	—	—

VERIFY: source heading 190 mm; listed deck width 610 mm.

21 COUPLER

48.3 × 48.3 mm



TYPE	kg	ITEM CODE
Right angle	1.0	5008120032
Swivelling	1.2	5008120005

22 CASTOR



10.44 kg

SWL: 10 kN

23 TWIN WEDGE COUPLER



1.17 kg

24 WEDGE-HEAD COUPLE (SWIVELLING)



1.56 kg

25 SWIVELLING ADAPTER CLAMP



1.60 kg

26 BASE PLATE



1.07 kg

COMPANY PROFILE

RAPID Formwork & Scaffolding Co., Ltd. is a leading enterprise in China's scaffolding industry. Since its establishment in 2004, Rapid has been constantly growing and embracing new challenges. Its continuous success stems from its emphasis on customers and employees, as well as its commitment to service, performance and quality. We are not only experts in the design and manufacture of various types of scaffolding, but also dedicated to the professional field of formwork development. Our main scaffolding products include ringlock, octagonallock, cuplock, kwikstage, Haky, frames, props, etc. Our main formwork products include WallForm,ColuForm,TableForm such as our Matrix85,Pixel/ Flexi 92,Pixel/ Flexi 120,Timber,Cylindro,Cantipro, AutoClimb, etc.

Rapid takes pride in having a team of experienced and fully qualified engineering and technical experts. According to the different needs of customers, we can provide comprehensive scaffolding and formwork design services. We offer one-stop service for any project. We have an experienced production team that always maintains the highest standards at every stage of production. Automated welding and robot welding systems are widely used.

2004
Year Established

2
Production Bases(Wuxi & Tangshan)

80000m²
Total Area

75000 Tons
Annual Production Capacity

89
Countries and Regions Served


RAPID FORMWORK & SCAFFOLDING CO.,LTD.



SINGAPORE: RAPID (S.E.A.) ENGINEERING PTE. LTD.


MALAYSIA: RAPID SEA ENGINEERING SDN. BHD.


UAE: RAPID FORMWORK AND SCAFFOLDING L.L.C


AUS: RAPID FORMWORK & SCAFFOLDING AU PTY LTD



Engineering expertise / Reliable manufacturing / Local support for global projects.

We have a complete 6S quality control system to ensure high product quality and the timely completion of all processes. Rapid has obtained LEED,ISO9001,ISO14001,ISO45001,EN-1090 and DIBT certifications. Its products hold various certificates including EN-12811, EN1004, AS/NZS1576.2, MS1462, JIS, and CIDB.


EN 12811


EN12810


EN1004


AS1576



EN 1090



EN ISO 3834



ISO 9001



ISO 14001



ISO 45001

Engineering Service
Professional design and customized solutions

Manufacturing
Advanced production and strict quality control

Quality Assurance
International standards and certified products

Global Business
Local support and reliable service

Visit Rapid

(+86) 510-8379 6833

sales@rapid-scaffold.com

www.rapid-formwork.com

No. 280 East Zhangjing, Xigang Road, Xibei Town, Xishan District, Wuxi City, Jiangsu Province, China

Official Website | Facebook | LinkedIn | Youtube

EFFICIENT SOLUTIONS QUALITY PRODUCTS

YOUR GLOBAL SYSTEMS PARTNER