



# **DRILLCAN**

---

## **ROTARY DRILLING TOOLS**

**BUILD FOR A BETTER WORLD**



**HUNAN DRILLCAN TECH CO.,LTD**

TEL:+86 15111295229(whatsapp/wechat:available)

E-MAIL:info@drillcan.com WEB:www.drillcan.com

ADD:No. 118 Xiongtian Road, Furong District, Changsha City, Hunan Province, China.





## COMPANY PROFILE

### COMPANY MISSION

Drillcan will do the best for saving your construction cost and looking for a long-term cooperation with you.

### COMPANY INTRODUCE

Hunan Drillcan tech Co.,Ltd is a leading full package solution provider of foundation engineering. With more than 15 years experiences in foundation engineering industry, we can offer more than only drilling tools and machines, but also solutions for deep and big diameter bored piling method.

Drillcan main products included Kelly bar, drilling bucket and auger, casing tube, drilling bit and teeth, pile breaker, tremie pipe, vibro hammer, desander etc. Our tools and machines are not only popular in domestic market but also for international market. We have been exported to over 60 countries and area, included Australia, New Zealand, US, UK, Canada, Middle East, Singapore etc.







## ADVANTAGES OF DRILLCAN DRILING TOOLS

- 👍 Drillcan drilling tools are manufactured under very experienced production team, quality inspection and control before delivery. With 13 years production and more than 10 years experienced R&D team of engineers,
- 👍 Drillcan has greater ability to produce top quality foundation drilling tools.
- 👍 We seeking the maximum efficiency and robustness, we only use first class raw materials.
- 👍 The welding is watchfully made by skillful expert welders with duly repeated passages enough to guarantee the maximum resistance to breakage or torsion.
- 👍 Each different types of drilling tools is designed to meet maximize soil variability under specific job site conditions. Wear resisting strips on the drilling tool help to minimize the wearing out of body of the drilling tools.
- 👍 The angle of attack for drilling bits are variable according to the type of soil or rock to generate maximum efficiency during drilling.
- 👍 Each drilling bit is positioned at a specific angle on the bottom plate, it makes sure there is minimum wearing out and breakage of the drilling bits or holders. Drillcan rock drilling buckets or augers have all the bits at the correct angles, which have been found out after a series of drilling tests performed in hard rock to facilitate rotation during drilling.
- 👍 Drillcan provides on-time after sales service to customers for any issues.



# DRILLING BUCKET

## SOIL DRILLING BUCKET

SINGLE-BOTTOM DOUBLE CUT SOIL BUCKET



## SOIL DRILLING BUCKET

DOUBLE-BOTTOM DOUBLE CUT SOIL BUCKET



### Features:

- ★ Cylindrical barrel or Conical barrel(optional).
- ★ Throughout ventilation hole.
- ★ Hard facing strips for wear protection.
- ★ Kelly box 130mm,150mm,200mm (optional).

### Main Applications:

- ★ Clay, silt, loose to medium dense sand and gravel, up to coarse gravel.
- ★ Double Cut soil bucket is recommended in cased/uncased and for bigger diameter piles.



Diameter (mm)	Height (mm)	Shell thickness		Qty teeth (pcs)
		standard (mm)	optional(mm)	
φ0.6m	1200	16	20	4
φ0.7m	1200	16	20	4
φ0.8m	1200	16	20	4
φ0.9m	1200	16	20	5
φ1.0m	1200	16	20	5
φ1.1m	1200	16	20	6
φ1.2m	1200	16	20	6
φ1.25m	1200	16	20	6
φ1.3m	1200	16	20	7
φ1.4m	1200	16	20	7
φ1.5m	1200	16	20	8
φ1.6m	1200	16	20	9
φ1.7m	1200	20	20	10
φ1.8m	1200	20	20	12
φ2.0m	800	20	20	14
φ2.2m	800	20	20	16
φ2.5m	800	20	20	18

\*Other sizes can be manufactured as per customer demand

# DRILLING BUCKET

## ROCK DRILLING BUCKET

SINGLE CUT ROCK BUCKET



## ROCK DRILLING BUCKET

DOUBLE CUT ROCK BUCKET



### Features:

- ★ Cylindrical barrel or Conical barrel(optional).
- ★ Throughout ventilation hole.
- ★ Hard facing strips for wear protection.
- ★ Sturdy and wearable rock pilot for accurate positioning.
- ★ Kelly box 130mm,150mm,200mm (optional).

### Main Applications:

- ★ Very dense sand and gravel, weak rock and up to coarse gravel.
- ★ Double cut rock bucket is recommended in uncased bores or for bigger diameters and for secantpile walls.



Diameter (mm)	Height (mm)	Shell thickness		Qty teeth (pcs)
		standard (mm)	optional(mm)	
φ0.6m	1200	16	20	4+2
φ0.7m	1200	16	20	6+2
φ0.8m	1200	16	20	7+2
φ0.9m	1200	16	20	8+4
φ1.0m	1200	16	20	8+4+2
φ1.1m	1200	16	20	10+4+2
φ1.2m	1200	16	20	10+4+2
φ1.25m	1200	16	20	11+4+2
φ1.3m	1200	16	20	12+4+2
φ1.4m	1200	16	20	13+4+2
φ1.5m	1200	16	20	14+4+2
φ1.6m	1200	16	20	16+4+2
φ1.7m	1200	20	20	16+4+4
φ1.8m	1200	20	20	18+4+4
φ2.0m	800	20	20	20+4+4
φ2.2m	800	20	20	22+4+4
φ2.5m	800	20	20	24+4+4

\*Other sizes can be manufactured as per customer demand

## DRILLING BUCKET

### CLEANING BUCKET

SINGLE-BOTTOM DOUBLE CUT SOIL BUCKET



#### Features:

- ★ Cylindrical barrel or Conical barrel(optional).
- ★ Throughout ventilation hole.
- ★ Hard facing strips for wear protection.
- ★ Kelly box 130mm,150mm,200mm (optional).

#### Main Applications:

- ★ Cleaning the bottom of borehole.



Drilling Dia (mm)	Shell Dia (mm)	Shell Length	Shell Thickness	Qty teeth (pcs)
Φ600	550	1200	16	745
Φ700	650	1200	16/20	842
Φ800	700	1200	16/20	925
Φ900	800	1200	16/20	1029
Φ1000	900	1200	16/20	1124
Φ1100	1000	1200	16/20	1298
Φ1200	1100	1200	16/20	1436
Φ1300	1200	1200	16/20	1596
Φ1400	1300	1200	16/20	1780
Φ1500	1400	1200	16/20	1993
Φ1600	1500	1200	16/20	2199
Φ1600	1600	1000	20	2597
Φ1700	1700	1000	20	2880
Φ1800	1900	800	20	3355
Φ2000	2100	800	20	3834
Φ2200	2400	800	20	4627

\*Other sizes can be manufactured as per customer demand

## DRILLING AUGER

### CONICAL ROCK AUGER

SINGLE CUT CONICAL ROCK AUGER




#### Features:

- ★ Sturdy and wearable forging steel pilot for accurate positioning.
- ★ Hard facing strips on flights for wearprotection.
- ★ Kelly box 130mm,150mm,200mm (optional).

### CONICAL ROCK AUGER

DOUBLE CUT CONICAL ROCK AUGER



#### Main Applications:

- ★ Medium to strong rock (15-60 Mpa).
- ★ Double Cut Auger is recommended in uncased bores or for bigger diameters.



Diameter (mm)	Pitch (mm)	Thickness (mm)	Qty of the teeth (pcs)
Single start conical Auger			
Φ0.6m	600	20+30	9+4
Φ0.8m	600	20+30	9+4
Φ0.9m	600	20+30	11+4
Φ1.0m	600	20+30	12+4
Φ1.1m	600	20+30	14+4
Φ1.2m	600	20+30	15+4
Φ1.25m	600	20+30	15+4
Φ1.3m	600	20+30	15+4
Φ1.4m	600	20+30	16+4
Φ1.5m	600	20+30	16+4
Φ1.8m	600	30	20+4





# DRILLING AUGER

## FLAT ROCK AUGER

SINGLE CUT ROCK AUGER



### Features:

- ★ Sturdy and wearable forging steel pilot for accurate positioning.
- ★ Hard facing strips on flights for wear protection. Kelly box 130mm,150mm,200mm (optional).

## FLAT ROCK AUGER

DOUBLE CUT ROCK AUGER




### Main Applications:

- ★ Very dense sand and gravel, weak rock(<5Mpa).
- ★ Double cut auger is recommended in uncased bores or for bigger diameters and secant pile walls.



Flat Rock Auger			
Diameter (mm)	Pitch (mm)	Thickness (mm)	Qty of the teeth (pcs)
φ0.6m	600	20/30	6
φ0.7m	600	20/30	8
φ0.8m	600	20/30	10
φ0.9m	600	20/30	12
φ1.0m	600	20/30	12
φ1.1m	600	20/30	14
φ1.2m	600	20/30	16
φ1.3m	600	20/30	16
φ1.4m	600	20/30	17
φ1.5m	600	20/30	18
φ1.8m	600	20/30	22

\*Other sizes can be manufactured as per customer demand



# DRILLING AUGER

## FLAT SOIL AUGER

SINGLE CUT SOIL AUGER



### Features:

- ★ Fish-tail Pilot for accurate positioning.
- ★ Hard-facing strips on flights for wear protection.
- ★ Kelly box 130mm,150mm,200mm (optional).



## FLAT SOIL AUGER

DOUBLE CUT SOIL AUGER



### Main Applications:

- ★ Soft to stiff silt and clay, loose to medium dense sand and gravel.
- ★ Double cut rock bucket is recommended for uncased bores or for bigger diameters.

Soil straight auger with single start			
Dia. (mm)	Pitch (mm)	Thickness (mm)	Qty of the teeth (pcs)
φ0.6m	600	20/30	2
φ0.8m	600	20/30	2
φ1.0m	600	20/30	3
φ1.2m	600	20/30	4
φ1.5m	600	20/30	5
φ1.8m	600	20/30	7

Soil straight auger with double start			
Dia. (mm)	Pitch (mm)	Thickness (mm)	Qty of the teeth (pcs)
φ0.6m	600	20/30	4
φ0.8m	600	20/30	4
φ1.0m	600	20/30	6
φ1.2m	600	20/30	8
φ1.5m	600	20/30	10
φ1.8m	600	20/30	14

\*Other sizes can be manufactured as per customer demand

## CORE BARREL

### Core Barrel with Roller Bits




Core Barrel with Roller bit				
Diameter (mm)	Shell Height (mm)	Thickness of the shell standard (mm)		Qty of theteeth (pcs)
Φ0.6m	1200	16+30	20+40	4
Φ0.7m	1200	16+30	20+40	4
Φ0.8m	1200	16+30	20+40	6
Φ0.9m	1200	16+30	20+40	6
Φ1.0m	1200	16+30	20+40	8
Φ1.2m	1200	16+30	20+40	8
Φ1.25m	1200	16+30	20+40	10
Φ1.3m	1200	16+30	20+40	10
Φ1.4m	1200	16+30	20+40	12
Φ1.5m	1200	16+30	20+40	12
Φ1.6m	1200	16+30	20+40	14
Φ1.8m	1000	20+30	20+40	16
Φ2.0m	800	20+30	20+40	18
Φ2.2m	800	20+30	20+40	18
Φ2.5m	800	20+30	20+40	20

\*Other sizes can be manufactured as per customer demand



### Core Barrel with Bullet Bits



Core Barrel with bullet bit				
Diameter (mm)	Shell Height (mm)	Thickness of the shell standard (mm)		Qty of theteeth (pcs)
Φ0.6m	1200	16+30	20+40	6
Φ0.7m	1200	16+30	20+40	7
Φ0.8m	1200	16+30	20+40	9
Φ0.9m	1200	16+30	20+40	10
Φ1.0m	1200	16+30	20+40	11
Φ1.2m	1200	16+30	20+40	13
Φ1.3m	1200	16+30	20+40	14
Φ1.4m	1200	16+30	20+40	15
Φ1.5m	1200	16+30	20+40	16
Φ1.6m	1200	16+30	20+40	17
Φ1.8m	1000	20+30	20+40	19
Φ2.0m	800	20+30	20+40	21
Φ2.2m	800	20+30	20+40	23
Φ2.5m	800	20+30	20+40	27

\*Other sizes can be manufactured as per customer demand

## CROSS CUTTER CORE BARREL

### Cross Cutter Core Barrel



#### Features:

- ★ Cutting ring with staggered arrangement of round shank chisels.
- ★ Chisel holders are welded to the base body. The round shank chisels can be easily replaced.
- ★ Kelly box 130mm,150mm,200mm (optional) positioning.

#### Main Applications:

- ★ Core barrel with bullet teeth is used for cutting an annular ring in rock or concrete (also reinforced concrete).
- ★ Core barrel with roller bits is used in very strong rock formations (compressive strength> 100 Mpa).
- ★ Cross Cutter Core barrel is mainly used to break rock cores which remain in the borehole after using a core barrel, also suitable for drilling hard, jointed rock(<100Mpa) and for penetrating through layers containing boulders.



Cross Cutter Core Barrel				
Diameter (mm)	Shell Height (mm)	Thickness of the shell standard (mm)		Qty of theteeth (pcs)
Φ0.6m	1200	16+30	20+40	11
Φ0.7m	1200	16+30	20+40	19
Φ0.8m	1200	16+30	20+40	19
Φ0.9m	1200	16+30	20+40	25
Φ1.0m	1200	16+30	20+40	25
Φ1.2m	1200	16+30	20+40	28
Φ1.3m	1200	16+30	20+40	39
Φ1.4m	1200	16+30	20+40	42
Φ1.5m	1200	16+30	20+40	46
Φ1.6m	1200	16+30	20+40	49
Φ1.8m	1000	20+30	20+40	56
Φ2.0m	800	20+30	20+40	67
Φ2.2m	800	20+30	20+40	74
Φ2.5m	800	20+30	20+40	85

\*Other sizes can be manufactured as per customer demand



## CENTRIFUGAL BUCKET

### Centrifugal Soil



### Centrifugal Rock



#### Features:

- ★ Large inlet of soil open shell design easy to dump spoil to increase the drilling efficiency.
- ★ Super high strength structure and guide plate to increase the working life of bucket.
- ★ Wearing strips arranged on the surface of bucket for wear protection.
- ★ Kelly box 130mm,150mm,200mm (optional)

#### Main Applications:

- ★ Drilling in clay, silt and loose to medium dense sand and gravel.

Centrifugal Soil Bucket			
Diameter (mm)	Height (mm)	Thickness (mm)	Qty teeth (pcs)
φ0.6m	1200	25	4
φ0.7m	1200	30	6
φ0.8m	1200	30	6
φ0.9m	1200	30	6
φ1.0m	1200	30+40	8
φ1.1m	1200	30+40	10
φ1.2m	1200	30+40	10
Centrifugal Rock Bucket			
Diameter (mm)	Height (mm)	Thickness (mm)	Qty teeth (pcs)
φ0.6m	1200	25	7
φ0.7m	1200	30	8
φ0.8m	1200	30	8
φ0.9m	1200	30	10
φ1.0m	1200	30+40	10
φ1.1m	1200	30+40	12
φ1.2m	1200	30+40	12

\* Other sizes can be manufactured as per customer demand



## WEAR PARTS FOR DRILLING TOOLS

### Soil Teeth&Holder



### Flat Teeth& Holder



### Rock Teeth& Holder



### Roller Bits

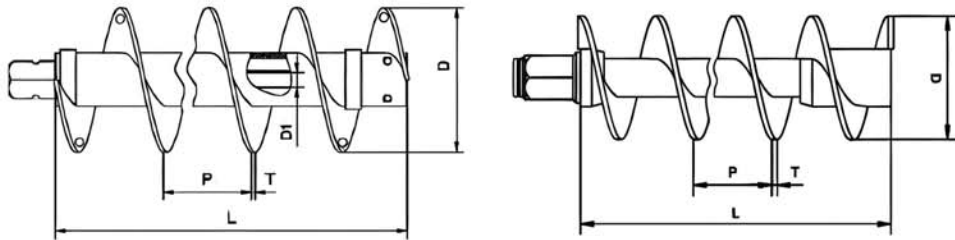


### Casing Item



Couplings

- ① Material: Q345B(ST52) and 25Crmo(Couplings).
- ② Replaceable rock polid with B47K22H round shank chisels or fishtail polid.
- ③ Progressive cutting edge with round shank chisels.
- ④ Wear protection: hard facing or wear strips.



Continuous Flight Auger				
Size	Diameter(mm)	Pitch(mm)	Flight Thickness(mm)	Length(m)
Φ300	280	280	16+20	1-10
Φ400	380	300	16+20	1-10
Φ500	480	350	16+20	1-10
Φ600	580	400	20+25	1-10
Φ700	680	400	20+25	1-10
Φ800	780	500	20+25	1-10
Φ900	880	500	25+30	1-10
Φ1000	980	600	25+30	1-10

\*Other sizes can be customized





## CASING

### DrillCan

DrillCan casing tube can work with rotary drill rig, casing rotator, casing oscillator and casing puller. The material for casing joint is 25 Crmo and thickness can be customized. Such as 20mm/30mm/40mm etc for single wall casing tube, 8/12/16/20mm for double wall casing tube.

There are two type of casing tube:

- Double-wall casing tube
- Single-wall casing tube

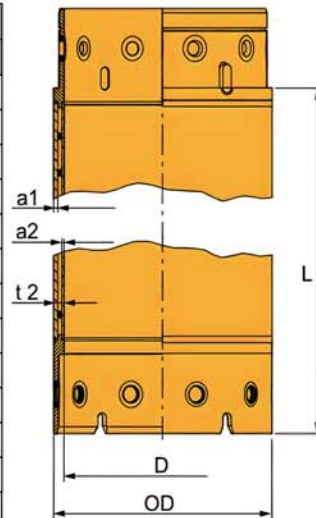
Thus casings have an additional rigidity and strength and a continuous flush drill string is provided to prevent jamming of drilling tools during insertion and extraction.



### Double-wall casings

Diameter (mm)	Weight						Thickness			Bolts (pcs)
	L=1m	L=2m	L=3m	L=4m	L=5m	L=6m	a1(mm)	a2(mm)	t2(mm)	
φ620/540	403	739	1074	1422	1747	2081	12	8	40	8
φ750/670	492	902	1311	1722	2131	2540	12	8	40	10
φ880/800	585	1069	1552	2036	2520	3005	12	8	40	10
φ1000/920	669	1221	1773	2326	2877	3428	16	8	40	10
φ1180/1100	844	1580	2316	3052	3787	4522	16	8	40	12
φ1200/1120	872	1620	2370	3120	3870	4620	16	8	40	12
φ1300/1220	933	1746	2558	3372	4184	4995	12	8	40	12
φ1500/1400	1433	2625	3817	5009	6201	7393	20	10	50	12
φ1800/1700	1730	3166	4602	6038	7474	8910	20	10	50	16
φ2000/1880	2450	4280	6110	7940	9770	11600	16	15	60	16
φ2200/2060	2700	4720	6740	8760	10780	12800	16	15	60	16
φ2500/2380	2960	5240	7520	9800	12080	14360	16	15	60	16

\*Other sizes can be manufactured as per customer demand



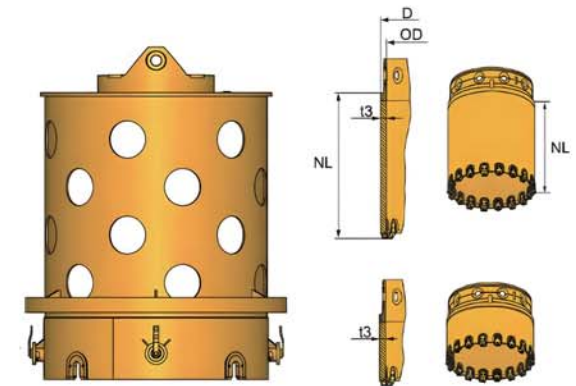
## CASING

### Casing Specification

	Economy	Standard	Heavy duty
a1 wall thickness(mm)	12	12	12-16
a2 wall thickness(mm)	8	10	12-16
wall thickness(mm)	40	40	40
Reinforcement	spiral	spiral	spiral
Joint material	s355(welded)	25crmo	25crmo



### Casing drive adapter



### Casing shoe

OD/D (mm)	Weight			Thickness (pcs)
	NL=1m	NL=2m	NL=3m	
φ620/540	339	590	1180	40
φ750/670	418	725	1440	40
φ880/800	491	855	1705	40
φ1000/920	560	975	1945	40
φ1180/1100	665	1160	2310	40
φ1200/1120	677	1177	2350	40
φ1300/1220	733	1275	2550	40
φ1500/1400	1340	2005	3800	50
φ1800/1700	1618	2420	4585	50
φ2000/1880	2350	3290	6120	60
φ2200/2060	2580	3640	6755	60
φ2500/2380	2850	4110	7700	60

\*Other sizes can be manufactured as per customer demand





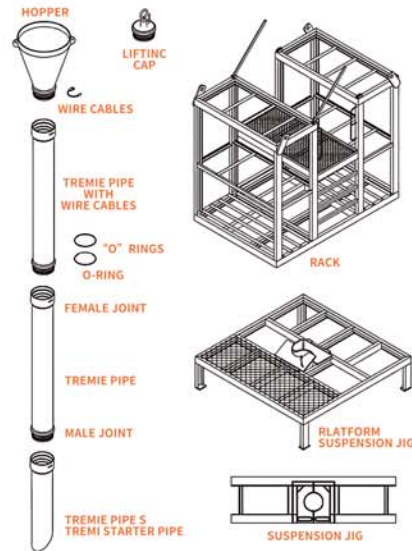
# TREMIE PIPE

# TREMIE PIPE

## Tremie pipes

Tremie pipes are normally used to pour concrete into a drilled pile, after the steel cage reinforcement is placed in operation, to avoid concrete pile breakage or gaps.

During the operations they are lowered inside and through the steel cage reinforcement to protect concrete from soil contamination water filtering and to avoid any possible concrete quality corruption. DrillCan tremie pipes are made of quality steel plates in order to guarantee high resistance. Pipes sections can be connected by two kinds of coupling systems: threaded joints and wire cable joints.



While threaded tremie pipes are equipped with male/female joints with thread, the wire cable system is designed for quick assembly/dismounting of the various pipe sections during the concrete pouring operations. Using wire cable joints water and mud penetration is prevented by O-ring seals applied in between male and female joints.



Threaded Type Tremie Pipe				
Female Joint (mm)	Male Joint (mm)	Tremie Pipe (mm)	Thickness (mm)	For 1m (kg)
260	240	219	3	35
306	286	260	3	37
345	322	300	3	45
Wire Cable Type Tremie Pipe				
Female Joint (mm)	Male Joint (mm)	Tremie Pipe (mm)	Thickness (mm)	For 1m (kg)
274	240	219	4	45
306	286	260	4	47
345	322	300	4	55

\*Other sizes can be customized



# KELLY BAR

# YOUR RELIABLE KELLY BAR SPECIALIST

## Kelly advantages

### 1, Long Kelly head

The long Kelly head (standard) allows an upper Kelly guide to be used without the need for complicated and expensive conversion or modification measures.

2, Dewatering bore holes Dewatering bore holes to the slurry outlet from the Kelly bar allow for maximum extraction speeds in fluidsupported bore holes (no piston effect). The flow of slurry thus rinses and cleans the Kelly bar.

3, Material quality Materials adapted for special requirements in Kelly drilling operations.

### 4, Split stop ring

The split stop ring reduces maintenance and wear costs (the whole stop ring does not need to be replaced).

5, Optional sound absorption Significant reduction of noise emissions.



Steel pipes used in our kelly bars come from the selected materials made by the first-class steel enterprises at home and abroad. The yield strength and service life are more than doubled compared with the general-purpose products. DrillCan focus on high quality products: kelly bar. Raw material is Q345B same as ST52, and 35CrMo same as 25CrMo4v. Drive key is Hardox 500.



The R & D, processing and production people are all from leading enterprises of this industry, with more than ten years of experience in design and manufacturing of kelly bars. We have provided tailor-made kelly bars and technical services for almost all the well-known brand names of rotary drilling rigs both at home and abroad. With more than 10 years experience in this industry, we have made kelly bar for all brand of rotary drilling rigs, such as Bauer, Soilmech, Liebherr, Mait, Casagrande, Sany, XCMG, Zoomlion, Sunward, JINT etc.



## Seasoned R&D and Manufacturing Teams

All of core R&D, process and manufacturing personnel are from best corporations in the industry, with 10 years of experiences in kelly bar design and manufacturing, they are capable of designing customized kelly bars and providing technical services for domestic and internationally renowned brands the term basis.

## Top Quality Special Raw Materials of Steel Pipes

The raw materials of the steel pipes for kelly bars we use are selected materials supplied by the best manufacturers at home and abroad, with yield strength and life more than twice that of generic products, which will meet the strict requirements for the drilling of kelly bars in hard stones and various formations



## Most advanced Production & Manufacturing Process

The key components such as stub, key bar, pressure point are made of imported steel, which undergo special heat treatments and surface peening treatments that not only significantly improve yield-strength, wear resistant, impact resistant and large strain resistant properties, but also the welding and corrosion resistant properties, which will meet the requirements for the highly reliable operating of kelly bar in large torque, Kelly, long, extradeep socketed pile construction.



## PARAMETER

3 Sections Interlocking Kelly Bar			
OD (mm)	Length pet section/m	Max.Depth m	Weigth t
394	10~17	32~45	6.5~11.1
406	10~17	32~45	6.6~11.2
419	10~20	32~54	6.8~17.6
440/445	10~20	32~54	7.0~14.0
508	10~20	32~54	8.2~16.4
559	10~25	32~69	9.0~22.5
580	10~25	32~69	11.4~28.4
4 Sections Interlocking Kelly Bar			
OD (mm)	Length pet section/m	Max.Depth m	Weigth t
355	10~15	34~54	4.0~6.8
377	10~15	34~54	4.5~8.2
394	10~17	34~62	5.5~10.4
406	10~17	34~62	6.2~11.6
419	10~20	32~70	6.6~14.6
440/445	10~20	32~70	7.2~15.8
470	10~20	32~70	7.8~16.7
508	10~20	32~70	8.0~17.2
5 Sections Interlocking Kelly Bar			
OD (mm)	Length pet section/m	Max.Depth m	Weigth t
508	10~20	40~90	9.2~19.8
530	10~22	40~100	11.0~25.7
559	10~25	40~115	11.8~30.9
580	10~25	40~115	12.0~31.3

\*Other sizes can be manufactured as per customer demand



## PARAMETER



4 Sections Friction Kelly Bar			
OD (mm)	Length pet section/m	Max.Depth m	Weigth t
325	10~15	34~54	3.9~5.9
355	10~15	34~54	4.2~6.3
377	10~15	34~54	5.0~7.5
394	10~17	34~62	5.8~9.9
406	10~17	34~62	6.5~11.1
440/445	10~20	32~70	7.2~15.8
470	10~20	32~70	7.8~16.7
470	10~20	32~70	8.0~17.2
5 Sections Friction Kelly Bar			
OD (mm)	Length pet section/m	Max.Depth m	Weigth t
377	10~15	43~68	5.1~7.7
394	10~17	43~78	5.9~10.0
406	10~17	43~78	6.8~11.6
440/445	10~20	43~93	7.5~15.0
470	10~20	43~93	8.5~17.0
508	10~20	43~93	9.4~18.8
530	10~22	43~102	9.6~21.1
559	10~25	43~116	10.6~26.5
580	10~25	43~116	11.3~28.2

\*Other sizes can be manufactured as per customer demand



# FACTORY VIEWS



# PRODUCTION WORKSHOP

