



TSD MOBILEMIX

ASPHALT MIXING PLANT

Our Value Propositions

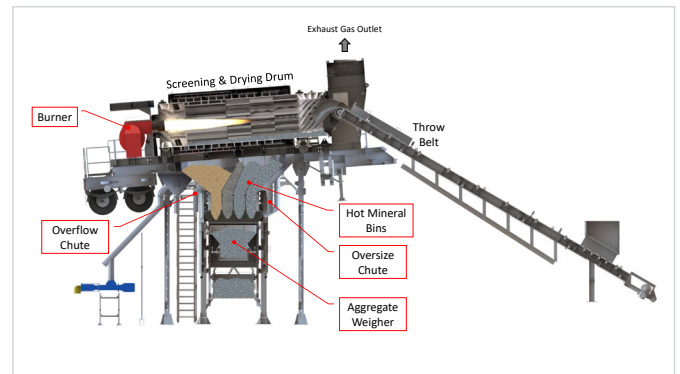


Linnhoff TSD MobileMix Asphalt Plant is the epitome of absolute mobility with ease of installation, enabling it to be frequently relocated to different job sites, suitable for short-term projects or projects in remote locations. It is designed to maximise the plug-and-play convenience whilst minimising the time spent on mobilisation and relocation, with no heavy cranes and no heavy-concrete foundations required for its setup.



Energy-saving, powered by our double screening drum system

Our unique dual function double screening drum system combines the drying and screening of aggregates in a single drum, eliminating the need for hot elevator and vibrating screens. Overall operating costs are reduced from less maintenance and fuel savings.



Fast setup and dismantling

Quick setup and dismantling with hydraulic powerpack unit, eliminating the need for heavy cranes. No heavy concrete foundation required, reducing time, manpower, as well as setup and civil engineering costs.





Quick mobilisation and relocation

With four basic mobile modules on chassis designed to conform to international land transportation requirements, only prime movers are required for quick and frequent relocations to different job sites.



Plug-and-play convenience

Linnhoff TSD series is pre-wired with quick couple cables and rigorously tested before shipment.



Batch mixing

Separate weighing system equipped with load cells for aggregates, filler, and bitumen to ensure precision and quality of hot mix asphalt.



Reliable performance

Designed with the combination of cutting-edge technology and high-quality materials and components to reduce wear-and-tear. Less maintenance required without hot elevator and vibrating screens, leading to lower downtime and lower maintenance costs.



Environment friendly with pollution control unit

Ambient-air cleaning system cleans exhaust gas and filters dust, ensuring clean air is released into the atmosphere.

Main Mobile Modules on Chassis

Mobile Cold Feeder Module



Width
2.5m
Length
15.0m
Height
3.9m

Mobile Screen Drum Module



Width
2.9m
Length
12.0m
Height
4.3m

Mobile Weighing & Mixing Module



Width
2.8m
Length
11.8m
Height
4.3m

Mobile Baghouse & Control Cabin Module



Width
2.8m
Length
11.7m
Height
4.1m



1

Mobile Cold Feeder Module

- Inclusive of built-in retaining wall, eliminating the need for the ramp's concrete wall.
- Feeder belt is equipped with shaft-mounted, inverter-controlled motor.
- Sand hopper is equipped with vibrator.



Built-in retaining wall




Shaft-mounted inverter-controlled motor

2

Mobile Screen Drum Module


- Unique dual-purpose Double Screen Drum combining drying and screening of aggregates in a single drum.
- Screens are configured for easy replacement.
- Hot Mineral Bins are located directly below the drum to maximise conductive heat from the Screen Drum and Main Burner.



Double screen drum



Easy screen replacement



3

Mobile Weighing & Mixing Module


- Individual weigher with load cells for aggregates, filler, and bitumen.
- Robust twin-shaft Mixer is equipped with synchronized spur gear and specially designed mixer arms and paddles.



Twin Shaft Mixer



Bitumen Weigher



Aggregate Weigher




Filler Weigher

4

Mobile Baghouse & Control Cabin Module

- Baghouse filter unit utilising ambient-air cleaning system.
- Recuperated filler hopper for collecting filtered dust particles to be recycled.
- Control cabin is insulated and dust-proof.
- Automated PLC system and manual override



Distributors on Baghouse Filter



Control Cabin



Electrical Panel

Technical Specifications

Model	TSD1000	TSD1500	TSD2000
Capacity*	40-60 tph	100-120 tph	120-160 tph
Batch Cycle Time	45-55 sec.	45-55 sec.	45-55 sec.
Aggregate Temp. Increase	150 °C	150 °C	150 °C
Exhaust Gas Temperature	90-140 °C	90-140 °C	90-140 °C
Number of Hoppers	3 units	4 units	5 units
Volume of Each Hopper	6 m ³	6 m ³	6 m ³
Total Screening Area	21 m ²	25 m ²	46 m ²
Number of Screen Compartments	4 folds	5 folds	4 folds
Type of Fuel	Diesel/Heavy Oil/Gas	Diesel/Heavy Oil/Gas	Diesel/Heavy Oil/Gas
Burner Capacity	6 MW	7.25 MW	10 MW
Hot Mineral Bins Capacity	10 tons	12 tons	15 tons
Aggregate Weigher Capacity	1150 kg	1350 kg	2000 kg
Filler Weigher Capacity	175 kg	225 kg	250 kg
Bitumen Weigher Capacity	150 kg	150 kg	200 kg
Mixer Capacity	1150 kg	1500 kg	2000 kg
Filter Area	306 m ²	377 m ²	550 m ²
Optional Equipment			
External Hot Storage Silo - Capacity	100 tons	100 tons	100 tons
Foreign Filler Silo - Capacity	up to 60 m ³	up to 60 m ³	up to 60 m ³
Bitumen Tank - Capacity	20 or 45 tons	20 or 45 tons	20 or 45 tons
Bitumen Decanter - Decanting Rate**	2-3 tph	2-3 tph	2-3 tph

*Capacity as per standard plant performance based on 3% moisture content.

**Depending on bitumen drum's size.

Specifications are subject to technical modifications.

Project References



TSD1500 - Papua New Guinea



TSD1500 - Indonesia



TSD1500 - Nigeria



TSD1500 - Myanmar



TSD1500 - Oman



TSD2000 - Malaysia



TSD1500 - Ethiopia



TSD1500 - Philippines



TSD1000 - Djibouti



TSD1000 - Timor Leste



TSD1500 - Rota Island



TSD2000 - Thailand



TSD1500 - Cambodia



TSD1500 - Ghana



TSD1500 - Pakistan



About Lintec & Linnhoff

Lintec & Linnhoff is a global manufacturer and distributor of leading-edge solutions for the asphalt and concrete industries under the Lintec and Linnhoff brand names. Its products include asphalt mixing plants, concrete batching plants, pavement related technologies and machinery, and specialist concrete cooling solutions. The company's key technologies include Lintec's containerised asphalt and concrete batching plants built in 100% certified ISO sea containers and Linnhoff's screen drum technology.



www.lintec-linnhoff.com



Lintec & Linnhoff Holdings Pte. Ltd.

71 Tech Park Crescent, Singapore 638072
Tel: +65 6863 1111
Fax: +65 6863 1080
Email: info.lla@lintec-linnhoff.com

Authorised Distributor