



# WINSUM (WSG) MACHINERY

**20+ YEARS PROFESSIONAL IN EXCAVATOR  
AND BULLDOZER MANUFACTURE**

**PROFESSIONAL MANUFACTURE FACTORY!!!  
HIGH LEVEL HIGH QUALITY HIGH SERVICE!!!  
PROFESSIONAL IN RARE MODEL !!!  
COMPLETED MODEL !!!**



Wechat



Whatsapp

**XIAMEN WINSUM (WSG) MACHINERY CO., LTD.**

E-mail: james@wsgparts.com    Tel:0086-592-5804685  
Whatsapp:+86 -15959405082    Wechat: +86-18046254681

Alibaba website: xmwinsum.en.alibaba.com  
Skype: xmwinsum1    Http://www.wsgparts.com



# WINSUM (WSG)



# WINSUM (WSG) MACHINERY

## COMPANY PROFILE

Xiamen Winsum Machinery Co., Ltd manufacture undercarriage parts of excavators and bulldozers for both OEM and After Markets. We are the leading manufacturer in China of undercarriage spare parts from mini model PC30 D20 up to big model PC1250, EX1800, D11, D475, etc. With More than 20+Years Manufacturing Experience.

- Professional Manufacture Factory!!!
- High Level High Quality High Service!!!
- Professional in Rare Model !!!
- Completed Model !!!

Verified Supplier SGS  
 阿里巴巴国际站 | 金品诚企  
 Alibaba.com | Verified SUPPLIER

### Main Production For Big Models:

Bulldozer:		Excavator:	
D6D	D10N	EX870	PC1000
D7G	D11N	EX1000	PC1250
PR754	D155	EX1200	PC2000
D85	D275	PC650	
D8N	D355	PC850	
D8K	D375	PC1250	
D9N	D475	EC950	



顶骏新机械



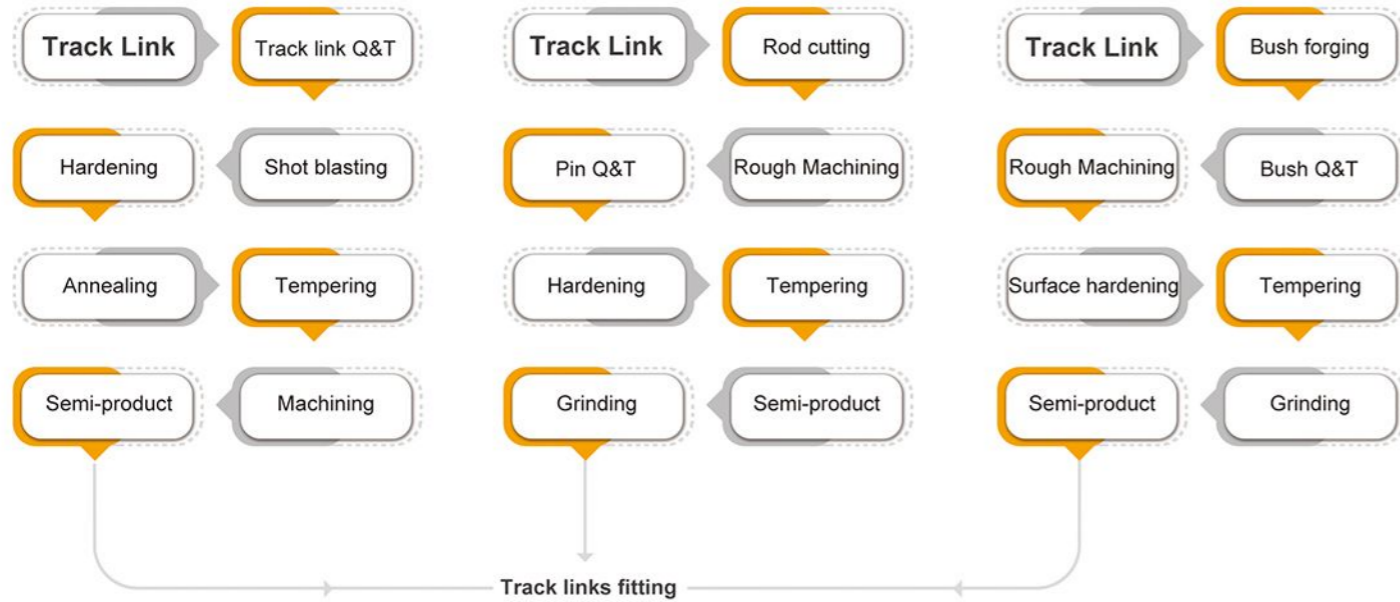


Advanced Manufacturing Equipment  
Standardized Workshop Management



## Production Tecjnal Flow And Quarantee System

### Track Link Assy



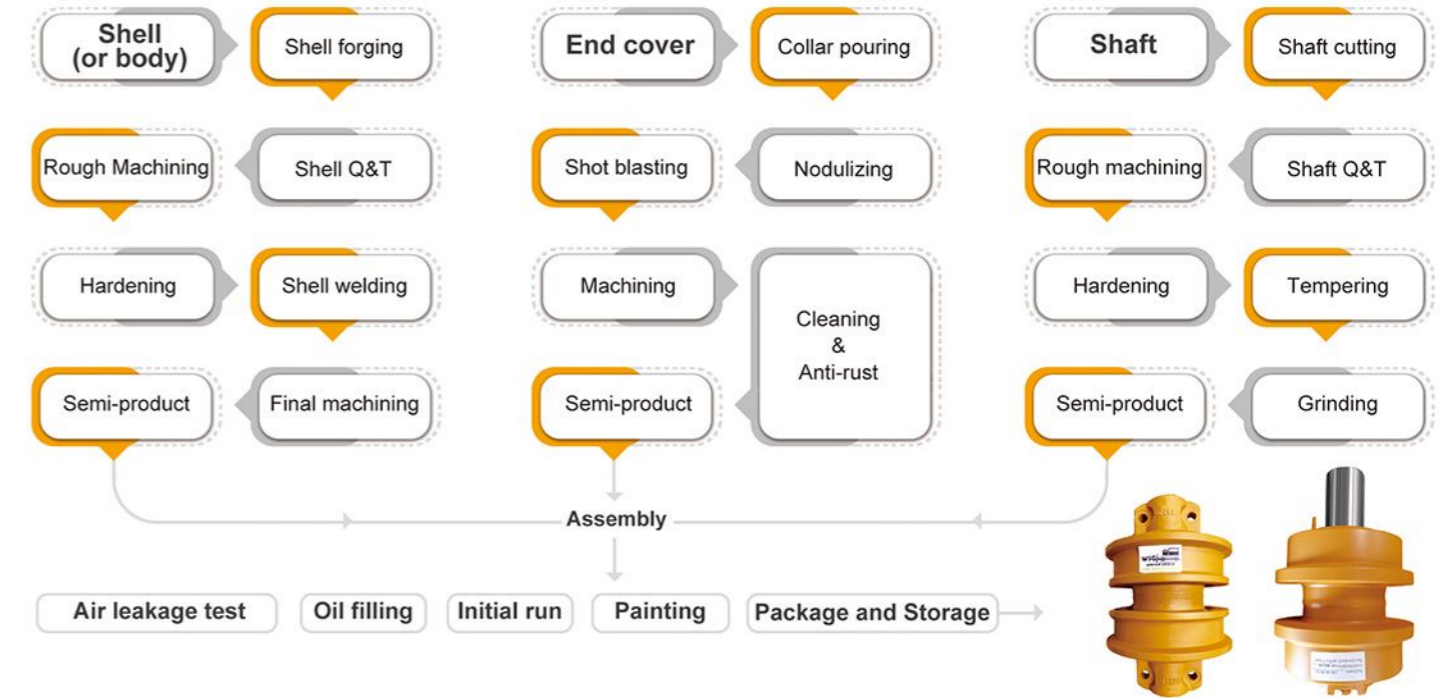
Oil filling    Painting preparation    Painting    Package and storage



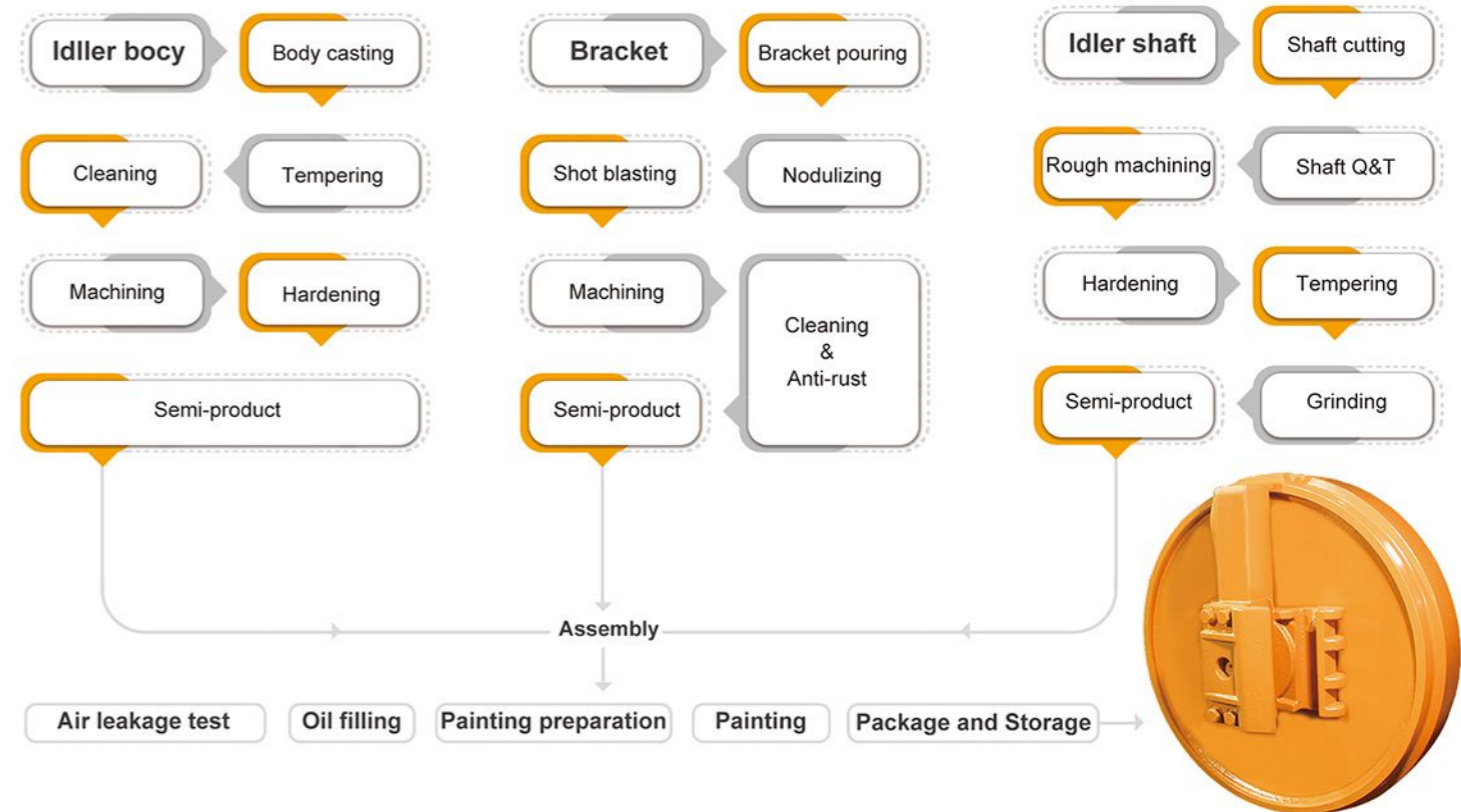
### Track Frame



### Track Roller/Carrier Roller



### Idler



# Track Assembly



## LUBRICATED TRACK CHAIN

PITCH	MODEL	PITCH	MODEL
135	D20	203	D6D
154	D31	203	D6H
155	D3C	216	D7G
175	D50	216	D80/D85
175	D58	228	D155
203	D60/D65	260	D355

## DRY TRACK CHAIN

PITCH	MODEL	PITCH	MODEL
90	SK015	171	SK100/R200
101	EX30	175	PC100-5/EX200-1
140	FL4	190	CAT320/PC200-5
149	CW341	203	EX300-1/PC300-5/E325
154	EX60/PC60-6/PC100-1	216	PC400-1/PC400-5/E330
160	FL6	228	PC400-5/SH450/PC650-8/EX600-1



# Guiding Wheel



## IDLER REF. TECH DATA

NO.	REF NUMBER	P/W(KG)	ΦA	ΦB	ΦC	D	E	F	G	K	ΦL	M	N	Q	MODEL
01	MIR01031	245	675	634	85	200	100	270	392		M20	60	350	135	E330
02	MD000180	620	931	885	95	266	127		627	642	M20	120	355		D355

KOMATSU	D21P-6	D31P-18	D37EX-21	D41P-6	D50	D52EX-22	D85EX-15	D155AX-3-5-6	DD275AX-5
	D61EC-12	D61EX-12	D65E-8	D68ESS-12	D85A-18	D85P-21	D155A-1	D155A-6	D355-3-5
CAT	D3C	D4D	D4H/D5M(F-500)	D4H/D5M(S-475)	D5H/D6M	D5H/D58	D8N/R/T(S-620)	D8K	D10N
	D6D	D6H(S-545)	D6H(F-570)	D7G	D7H/R(S5-585)	D7H/R(F-628)	D8N/R/T(S-698)	D9N	D11N

WINSUM (WSG)

# Carrier Roller



## CARRIER ROLLER REF. TECH DATA

NO.	REF. NUMBER	P/W(KG)	A	B	C	D	ΦE	ΦF	ΦG	I	ΦL	M	N	P	MODEL
01	MTR20071	42.7	98	201	361.7	111	57.15	190	222	-	-	-	-	-	D7G
02	MTR07021	21.46	84	170	297	72	55	10	165	-	-	-	-	-	PC200-5
03	MTR05002	3.4	95	-	131.5	-	30	80	-	-	-	-	-	-	ZAX30

# Track Roller



## IDLER REF. TECH DATA

NO.	REF NUMBER	P/W(KG)	ΦA	ΦB	C	D	E	F	G	ΦH	I	ΦL	M	MODEL
01	MBR05011	20.3	141	170	146	186	250	285	213	50	47	17	89	RX100
02	MBR05023	35.5	155	190	175	219	250	228	244	60	62.5	19	101.6	EX200-2
03	MBR07032	52.1	180	216	196	250	320	380	256	65	69	21.5	114	PC300-6
04	MBR07042	75.2	200	240	210	278	290	424	290	80	80	24	136	PC400-6
05	MBR07002	16.9	130	154	106	140	204	218	154	50	44	16	90	PC60-5
06	MBR00191	122	258	255	244	294	403	503	321	122	39	140	26	D155-D
07	MBR00170	70	258	221	210	252	380	452	306		36	136	21.5	D80-S
08	MBR0100	15.5	157	135	105	134	194	254	147		18	82	16	D20-S



WINSUM (WSG)


# Sprocket & Segment



## CARRIER ROLLER REF.TECH DATA

PART NO	TEETH QTY	PITCH(MM)	ΦD	H1	H2	MODEL
14X-27-15112	3	203	23.5	87	20	D65
6T4179	5	203	17.8	80	16	D6D
7T9773	5	216	20.8	88	19	D8N
195-27-12467	3	260.35	26	114	31	D355

KOMATSU	D65,D6D	D68ESS-12	D80,D85	D155	D355	D375
CAT	D6N,D6M	D6C,D6D	D6R,D6H	D7F/D7G	D7H/D8N	D8K



**Ground Engaging Tools**



**Others Parts**



**Bucket Tooth**



**Bucket Pin and Bushing**



**Fastening Accessories**



**WINSUM (WSG) MACHINERY**

WINSUM (WSG)