
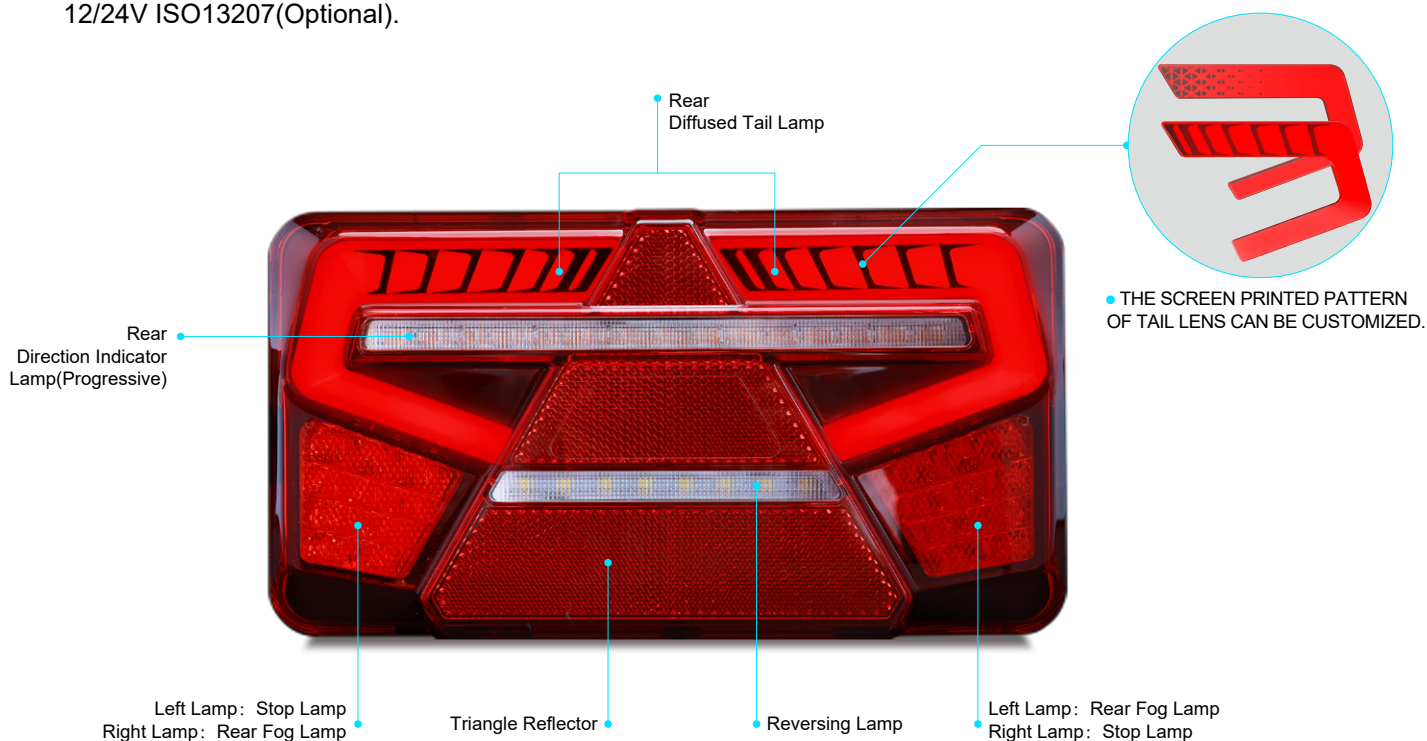



CL065CRAW

FEATURES

- Marker lamp can flash together with DI.
- Thin overline dimension, Low profile design.
- Triangle reflex and Non-triangle reflex are configurable.
- The screen printed pattern of tail lens can be customized.
- More configurable options, such as rubber lights and side markers.
- Multifunction of lights integrated on one lamp, Diffused Tail/ Stop/ Progressive DI/ Reverse/ Rear Fog(Optional)/ 12/24V ISO13207(Optional).



TRIANGLE REFLEX



NON-TRIANGLE REFLEX


OPTIONAL:



CABLE



7 PIN CONNECTOR



SIDE MARKER



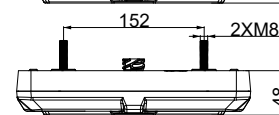
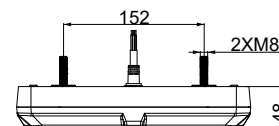
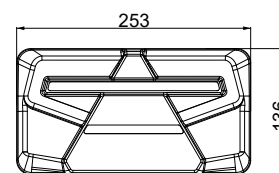
AMBER DI LENS



TRANSPARENT DI LENS



RUBBER STALK LAMP
(FRONT POSITION/ SIDE MARKER / REAR POSITION)





CL065CRAW

Part NO.	Function	Left Hand Version	Right Hand Version	Connection	DI Lens (Optional)	Voltage	Approvals
CL065CRAW-001	Diffused Tail/ Stop/ Progress DI(12/24V ISO13207)/ Reverse/ Rear Fog/ Triangle Reflex	●		500 mm Cable			
CL065CRAW-002			●				
CL065CRAW-003	Diffused Tail/ Stop/ Progress DI(NON-ISO13207)/ Reverse/ Rear Fog/ Triangle Reflex	●					
CL065CRAW-004			●				
CL065CRAW-005	Diffused Tail/ Stop/ Progress DI(12/24V ISO13207)/ Reverse/ Triangle Reflex	●					
CL065CRAW-006			●				
CL065CRAW-007	Diffused Tail/ Stop/ Progress DI(NON-ISO13207)/ Reverse/ Triangle Reflex	●					
CL065CRAW-008			●				
CL065CRAW-009	Diffused Tail/ Stop/ Progress DI(12/24V ISO13207)/ Reverse/ Rear Fog/ NON-Triangle Reflex	●					
CL065CRAW-010			●				
CL065CRAW-011	Diffused Tail/ Stop/ Progress DI(NON-ISO13207)/ Reverse/ Rear Fog/ NON-Triangle Reflex	●					
CL065CRAW-012			●				
CL065CRAW-013	Diffused Tail/ Stop/ Progress DI(12/24V ISO13207)/ Reverse/ NON-Triangle Reflex	●					
CL065CRAW-014			●				
CL065CRAW-015	Diffused Tail/ Stop/ Progress DI(NON-ISO13207)/ Reverse/ NON-Triangle Reflex	●					
CL065CRAW-016			●				
CL065CRAW-017	Diffused Tail/ Stop/ Progress DI(12/24V ISO13207)/ Reverse/ Rear Fog/ Triangle Reflex	●		7-Pin Connector	Amber	DC10-30V	ECE R148/ ECE R150/ EMC R10
CL065CRAW-018			●				
CL065CRAW-019	Diffused Tail/ Stop/ Progress DI(NON-ISO13207)/ Reverse/ Rear Fog/ Triangle Reflex	●					
CL065CRAW-020			●				
CL065CRAW-021	Diffused Tail/ Stop/ Progress DI(12/24V ISO13207)/ Reverse/ Triangle Reflex	●					
CL065CRAW-022			●				
CL065CRAW-023	Diffused Tail/ Stop/ Progress DI(NON-ISO13207)/ Reverse/ Triangle Reflex	●					
CL065CRAW-024			●				
CL065CRAW-025	Diffused Tail/ Stop/ Progress DI(12/24V ISO13207)/ Reverse/ Rear Fog/ NON-Triangle Reflex	●					
CL065CRAW-026			●				
CL065CRAW-027	Diffused Tail/ Stop/ Progress DI(NON-ISO13207)/ Reverse/ Rear Fog/ NON-Triangle Reflex	●					
CL065CRAW-028			●				
CL065CRAW-029	Diffused Tail/ Stop/ Progress DI(12/24V ISO13207)/ Reverse/ NON-Triangle Reflex	●					
CL065CRAW-030			●				
CL065CRAW-031	Diffused Tail/ Stop/ Progress DI(NON-ISO13207)/ Reverse/ NON-Triangle Reflex	●					
CL065CRAW-032			●				

Signal Lamp



CL065CRAW

Part NO.	Function	Left Hand Version	Right Hand Version	Connection	DI Lens (Optional)	Voltage	Approvals				
CL065CRAW-033	Diffused Tail/ Stop/ Progress DI(12/24V ISO13207)/ Reverse/ Rear Fog/ Triangle Reflex	●		500 mm Cable	Transparent	DC 10-30V	ECE R148/ ECE R150/ EMC R10				
CL065CRAW-034			●								
CL065CRAW-035	Diffused Tail/ Stop/ Progress DI(NON-ISO13207)/ Reverse/ Rear Fog/ Triangle Reflex	●									
CL065CRAW-036			●								
CL065CRAW-037	Diffused Tail/ Stop/ Progress DI(12/24V ISO13207)/ Reverse/ Triangle Reflex	●									
CL065CRAW-038			●								
CL065CRAW-039	Diffused Tail/ Stop/ Progress DI(NON-ISO13207)/ Reverse/ Triangle Reflex	●									
CL065CRAW-040			●								
CL065CRAW-041	Diffused Tail/ Stop/ Progress DI(12/24V ISO13207)/ Reverse/ Rear Fog/ NON-Triangle Reflex	●									
CL065CRAW-042			●								
CL065CRAW-043	Diffused Tail/ Stop/ Progress DI(NON-ISO13207)/ Reverse/ Rear Fog/ NON-Triangle Reflex	●									
CL065CRAW-044			●								
CL065CRAW-045	Diffused Tail/ Stop/ Progress DI(12/24V ISO13207)/ Reverse/ NON-Triangle Reflex	●									
CL065CRAW-046			●								
CL065CRAW-047	Diffused Tail/ Stop/ Progress DI(NON-ISO13207)/ Reverse/ NON-Triangle Reflex	●									
CL065CRAW-048			●								
CL065CRAW-049	Diffused Tail/ Stop/ Progress DI(12/24V ISO13207)/ Reverse/ Rear Fog/ Triangle Reflex	●						7-Pin Connector	Transparent	DC 10-30V	ECE R148/ ECE R150/ EMC R10
CL065CRAW-050			●								
CL065CRAW-051	Diffused Tail/ Stop/ Progress DI(NON-ISO13207)/ Reverse/ Rear Fog/ Triangle Reflex	●									
CL065CRAW-052			●								
CL065CRAW-053	Diffused Tail/ Stop/ Progress DI(12/24V ISO13207)/ Reverse/ Triangle Reflex	●									
CL065CRAW-054			●								
CL065CRAW-055	Diffused Tail/ Stop/ Progress DI(NON-ISO13207)/ Reverse/ Triangle Reflex	●									
CL065CRAW-056			●								
CL065CRAW-057	Diffused Tail/ Stop/ Progress DI(12/24V ISO13207)/ Reverse/ Rear Fog/ NON-Triangle Reflex	●									
CL065CRAW-058			●								
CL065CRAW-059	Diffused Tail/ Stop/ Progress DI(NON-ISO13207)/ Reverse/ Rear Fog/ NON-Triangle Reflex	●									
CL065CRAW-060			●								
CL065CRAW-061	Diffused Tail/ Stop/ Progress DI(12/24V ISO13207)/ Reverse/ NON-Triangle Reflex	●									
CL065CRAW-062			●								
CL065CRAW-063	Diffused Tail/ Stop/ Progress DI(NON-ISO13207)/ Reverse/ NON-Triangle Reflex	●									
CL065CRAW-064			●								

Signal Lamp