

盖特

GAITE CEMENTED CARBIDE & TOOL

GAITE CEMENTED CARBIDE & TOOL



江苏盖特钨业科技有限公司
JIANGSU GAITE TUNGSTEN TECHNOLOGY CO.,LTD.
地址：江苏省常州市武进区湖滨北路61号
电话（TEL）：0519-86355586
传真（FAX）：0519-86355586
邮编：213168
网址：Http://www.jsgaite.cn

江苏盖特钨业科技有限公司
JIANGSU GAITE TUNGSTEN TECHNOLOGY CO.,LTD.



公司简介 COMPANY PROFILAE

本公司是于1990年成立的民营企业，位于江苏省常州市南郊，东临淹城古迹，西临西太湖畔，北枕312国道，南靠沿江高速。21世纪初，本公司从硬质合金故乡——株洲引入技术人才，购入一批先进生产设备，开始了硬质合金生产之路。经过多年的积累，产品已经涉及球齿、钎片、各类刀片及各种模具，还有其它异形产品，为国内客户乃至欧美、东南亚其他国家的客户提供了高质的产品和优良的服务。2009年，本公司又购进先进低压烧结炉，先进TPA压机和其它配套设备，在提高产量的同时，进一步提升了产品的质量。

于此同时，通过购进最先进的德国瓦尔特设备，澳大利昂科五轴联动工具磨床和瑞典数字化对刀仪等加工检测设备，通过引进具有丰富生产经验的高素质技术及管理人才。使本公司亦具备了较强的刀具制造、设计能力，并建立起一套全面的质量生产管理体制。拥有ISO9001，ISO14000等多项认证。在与全国多家大型机械企业、发动机企业建立全面的合作与供货关系的同时，解决了这些企业的生产需要，还能很好地替代进口设备所需刀具，为客户单位很好地降低了加工成本。

盖特公司十分注重企业文化的塑造，坚持以人为本，诚信经营。每一名盖特员工，都将盖特的发展与自身的发展相结合，共同为企业的明天奋斗！

盖特人将一如既往地以精良的产品、真诚的态度、全面的服务，与各界朋友真诚合作，共谋发展！

公司一角





As a private enterprise established in 1990, the company is located in southern suburb of Changzhou City, Jiangsu Province, with Yancheng historic site in its east, Xitaihu Lake in its west, No. 312 National Highway in its north and Yanjiang Highway in its south. Early this century, the company has expanded its product line and started its cemented carbide road through introduction of technical personnel and purchasing a batch of advanced production equipment from Zhuzhou-the origin of cemented carbide. After these years' accumulation, the products have covered ball teeth, brazing sheet, all kinds of blades, molds, as well as other special-shaped products so as to offer high quality products and excellent service to national and foreign customers. In 2009, the company has purchased advanced low-pressure sintering furnace, advanced TPA presses and other equipment in order to improve our products quantity and quality and start new round of struggle.

In the meantime, our company has the capability to manufacture and design cutters and establishes a comprehensive set of quality production management system through buying the most advanced equipment from Germany Walter, five-axis ganged tool grinder from Australasia ANCA, digital tool settings from Sweden and other processing apparatus, as well as attract high-quality technical and management personnel with rich production experience.And we also pass the ISO9001,ISO14000 and so on.

Our company sets up comprehensive cooperative and supplying relationship with many large machinery enterprises and engine enterprises nationwide; high-precision carbide drill, expanding cutter, reamers and other hole processing tools that are manufactured according to German Walter's standard production system not only solves production needs of these enterprises, but also can replace necessary tools for imported equipment so as to lower processing costs for customers.

"Gaite" focuses on shaping corporation culture,people-oriented,integrity management.And all the workers insist on developing themselves with company.

Gaite people will always keep going forward to cooperate sincerely with friends of all circles and seek common development by relying on excellent products, sincere attitude and comprehensive services!

江苏盖特钨业科技有限公司
JIANGSU GAITE TUNGSTEN TECHNOLOGY CO.,LTD

以人为本

诚信经营



数控加工中心



TPA压机



加压烧结炉





Z型干燥器



钴磁仪



金相仪，抗弯强度计



车间过道

地矿产品牌号及推荐用途
Grade for geology and mining tool and application recommended

牌号 Grade	性能典型值 Properties of typical sample			使用范围 Application recommended
	密度 Density (g/cm³)	硬度 HARDNESS≥ (HRA)	抗弯强度 TRS≥ (N/mm³)	
YG9C	14.65	88	2000	适用于冲击回转凿岩机用的钎头，钻凿软和中硬岩层，亦用于切割含有坚硬夹石的截煤机齿，石油钻头。 Suitable for bore bits of percussion rotary rock drill,drilling soft and middle formation,it also can be used for cutting the mining bits of coal for contain super hard nip stone.
YG10C	14.55	87.5	2100	适用于冲击回转钻具的钎头，凿进中硬和较硬岩层。 Suitable for rock bits of percussion rotary rock drill and buttons,drilling hard and super hard rock.
YG10CT	14.55	88	2200	主要用作硬质合金柱齿，钻进中硬和较硬岩层，亦可用于镶制重型凿岩机凿坚硬岩层的柱齿钎头。 Use for cemented carbide buttons,drilling hard and super hard rock,also can be used to inlay in heavy precussion rock machine for drilling super hard rock.
YG11C	14.35	86.5	2250	适用于镶制重型凿岩机凿坚硬岩层的柱齿钎头，各类牙轮钻头，也适用于镶制建筑安装工程用的石壁、混凝土钻孔钻头。 Suitable to inlay in heavy precussion rock machine for drilling super hard rock ,kinds of roller bits and also suitable for precussion drill bits that used for constructional engineering.
YG11CT	14.35	87.5	2300	主要用作硬质合金柱齿，钻进中硬和较硬岩层，亦可用于镶制重型凿岩机凿坚硬岩层的柱齿钎头。 Suitable for cemented carbide buttons,drilling hard and super hard rock,also can be used to inlay in heavy precussion rock machine for drilling super hard rock.
YG13C	14.2	86	2400	适用于制造石油牙轮钻：钻进硬岩层、中硬岩层。也可适用于冲击，回转凿岩机和重型凿岩机用的钻头。 Suitable for oil roller bits:drilling hard and super hard rock.And also suitable for bore bits of percussion rotary rock and heavy percussion rock machine drills.
GT05	14.9	90.5	2600	适用于中等和小规格硬质合金柱齿，钻进软和中硬岩层，同时也可用作其它钻具用合金片。 Suitable for middle and litter formation cemented carbide buttons,drilling soft and hard rock,also can be used for other drilling tips.
GT10	14.74	88.4	2500	适用于中等和小规格硬质合金柱齿，钻进软和中硬岩层，同时也可用作其它钻具用合金片。 Suitable for middle and litter formation cemented carbide buttons,drilling soft and hard rock,also can be used for other drilling tips.
GT15	14.62	88	2100	适用于制作冲击回转钻具的钎头，凿进软和中硬岩层。 Suitable for precussion rotary rock drill bits,drilling soft and hard rock.
GT25	14.55	87.5	2500	适用于制作冲击回转钎头，中等规格柱齿，钻凿中硬、较硬岩层。 Suitable for precussion rotary rock drill bits,middle formation buttons,drilling hard and super hard rock.

切削刀片牌号及推荐用途
Grade for cutting tool and application recommended

牌号 Grade	性能典型值 Properties of typical sample			使用范围 Application recommended
	密度 Density (g/cm³)	硬度 HARDNESS≥ (HRA)	抗弯强度 TRS≥ (N/mm³)	
YG6	14.9	90	1800	适用于铸铁、轻合金的半精加工、粗加工，亦用作铸铁、低合金钢铣削加工。 Applicable to cast iron、light metals semi-finishing、rough cutting,as well as milling for cast iron and low-alloy steel.
YG6SD	14.95	90.5	1900	适用于铸铁、轻合金的半精加工、粗加工，亦用作铸铁、低合金钢铣削加工。 Applicable to cast iron、light metals semi-finishing、rough cutting,as well as milling for cast iron and low-alloy steel.
YG6X	14.95	91.5	1700	适用于铸铁、有色金属的精加工、半精加工，亦用于锰钢、淬火钢加工。 Applicable to cast iron、non-ferrous metals semi-finishing、finishing,as well as manganese steel、chilled steel processing.
YG8	14.75	89.5	1900	适用于镶制地质勘探用岩心钻头、刮刀钻头，钻进软岩层和中硬、坚硬煤层。亦适于钢、有色金属及其合金棒材、管材的拉伸。 Suitable for making geological prospecting drill bits、drag drill bit,drilling soft and hard、super hard coal bed.It also can be used for piping steel,non-ferrous metals and cemented bar,pipes.
YT5	12.8	89.5	1560	适用于钢、铸钢的重切削加工，在作业条件不好的中、低速度大进给量粗加工。 Suitable for steel、cast steel heavy cutting,rough cutting by big feed with medium、low speed.
YT14	11.4	90.5	1400	适用于钢、铸钢的精加工和半精加工，宜采用中等进给量，YS25专用钢、铸钢的铣削加工。 Applicable to steel,cast steel finishing and semi-finishing,should use middle feed,milling with YS25 steel、cast steel.
YT14SD	11.4	90.8	1500	适用于钢、铸钢的精加工和半精加工，宜采用中等进给量，YS25专用钢、铸钢的铣削加工。 Applicable to steel,cast steel finishing and semi-finishing,should use middle feed,milling with YS25 steel、cast steel.
YW2	13.3	90	1600	用于不锈钢、低合金钢的半精加工。 Applicable to stainless steel、low-alloy steel semi-finishing.

其它产品牌号及推荐用途
Grade for other products and application recommended

YG6	14.95	89.5	1800	适用于应力较大条件下，拉伸直径20毫米以下钢丝，有色金属线材或棒材。亦可用作加工木材和轻金属的长条。 Applicable to control steel wire、non-ferrous metal wire or rods with a diameter less than 20mm,and also processing wood and light metal flats.
YG6X	14.95	91	1700	适用于加工冷硬铸铁、耐热合金钢、有色金属及非金属的圆棒。亦可作为制作要求较高的密封件。 Applicable to process cast iron、heat-resistant alloy steel,non-ferrous metal and non metallic rods;as well as higher requirment sealing.
YG8	14.75	89	1900	适用于应力较大条件下，拉伸直径50毫米有色金属线材或棒材。可用于制作圆盘切刀，亦可用作加工木材和轻金属的长条。 Applicable to control non-ferrous metal wire or rod with a diameter less than 50mm.And also can be used to make disk cutter and processing wood and light metal flats.
YG15	14.1	86	2500	制作冲击载荷较大条件下的冲压模具。 Making press mold under the condition of biggish impact load.
YG20C	13.5	82.5	2700	适用制作标准件、轴承，工具行业的冷冲、冷压模具。 Applicable to make stanards、bearing,cold press mold.

硬质合金一字针片

用于镶制一字型硬质合金钎头　Type K0 For making chisel cemented cabide drilling bits



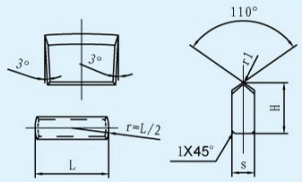

型 号 Type	基本尺寸（mm） Basic dimension				参考尺寸（mm） Referenced dimension	
	L	H	S	R	r	r1
K026	26	18.0	8.0	180	13	0.5~1.0
K028	28	18.0	8.0	180	14	
K030	30	18.0	8.0	180	15	
K032	32	18.0	8.0	180	16	
K034	34	18.0	10.0	180	17	
K036	36	18.0	10.0	180	18	
K038	38	15.0	10.0	180	19	
K040B	40	15.0	10.0	180	20	
K040	40	18.0	10.0	180	20	
K042B	42	15.0	10.0	180	21	
K042	42	18.0	10.0	180	21	

硬质合金十字针片

用于镶制十字型和X字型硬质合金钎头　Type K20 For making chisel and X-shaped cemented cabide drilling bits

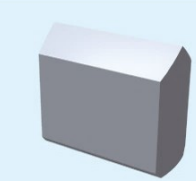

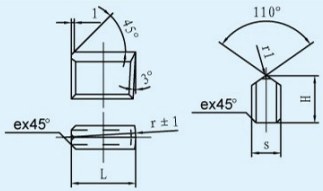

型 号 Type	基本尺寸（mm） Basic dimension				参考尺寸（mm） Referenced dimension	
	L	H	S	r	r1	e
K114	14	12	8	20	0.5~1.0	1.0
K116	16	12	8	22		1.0
K118	18	14	10	22.5		1.0
K120	20	16	10	28.5		1.0
K126	26	16	10	35		1.5
K130	30	16	12	38		1.5
K132	32	16	12	44.5		2.0

硬质合金勺型齿

用于镀制油田矿山用牙轮钻　Cemented carbide button for oil-fileld drilling bits



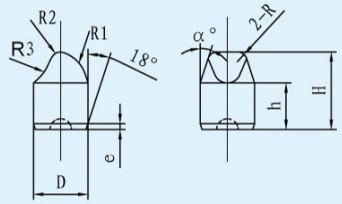

型 号 Type	基本尺寸（mm） Basic dimension								
	D	H	R	R1	R2	R3	h	a°	e
CS1115	11.0	15.0	2.5	12	2.5	8.0	8.0	18	1.2
CS1217	12.0	17.0	2.5	20	2.0	12.0	10.0	18	1.5
CS1418	14.0	18.0	3.0	16	2.5	8.0	9.6	18	1.5
CS1420	14.0	20.0	2.5	13	4.0	5.0	12.0	18	1.5
CS1623	16.0	23.0	2.5	23	2.5	15.0	12.0	15	1.8
CS1933	19.0	33.0	3.0	27	3.0	18.0	17.0	15	2.0
CS2545	25.0	45.0	4.0	35	3.5	30.0	23.0	13	2.0

硬质合金楔型齿

用于镀制油田矿山用牙轮钻　Cemented carbide button for oil-fileld drilling bits



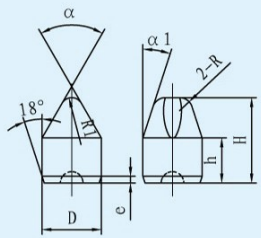

型 号 Type	基本尺寸（mm） Basic dimension							
	D	H	h	R	R1	a°	a_1	e
CE0812	8.0	11.0	7.5	1.5	1.5	90	15°	1.2
CE0915	12.0	17.0	10.5	3.0	3.0	70	20°30”	1.5
CE1013	14.0	18.0	12.0	3.5	2.5	90	20°30”	1.5
CE1114	14.0	19.0	11.0	4.5	3.5	65	20°	1.5
CE1217	16.0	23.0	12.0	3.5	3.0	60	18°	1.8
CE1318	19.0	29.0	17.0	3.5	3.5	65	15°	2.0
CE1419	32.0	50.0	26.0	4.0	5.0	57	20°	2.2

硬质合金边楔齿

用于镀制油田矿山用牙轮钻　Cemented carbide button for oil-fileld drilling bits



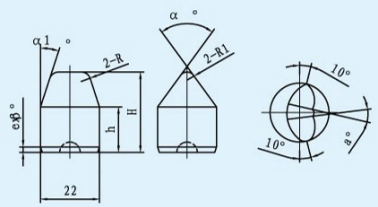

型 号 Type	基本尺寸（mm） Basic dimension									
	D	H	h	R	R1	a_1°	a°	β°	a°	e
CB1215	12.0	15.0	10.0	2.0	2.5	18	76	18	3.0	1.5
CB1418	14.0	18.0	12.0	2.5	3.0	20	75	18	3.5	1.5
CB1520	15.0	20.0	12.0	2.5	3.0	18	67	18	3.5	1.8
CB1621	16.0	21.0	13.5	2.5	3.0	20	70	18	4.0	1.8
CB1924	19.0	24.0	15.0	3.5	3.0	20	70	18	4.5	2.0
CB2230	22.0	30.0	17.0	3.5	3.0	18	61.5	18	4.5	2.0

硬质合金平顶齿

用于镀制油田矿山用牙轮钻及保径用齿　Cemented carbide button for oil-fileld drilling bits

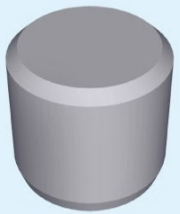

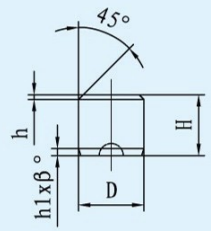

型 号 Type	基本尺寸（mm） Basic dimension				
	D	H	β°	h	h_1
CP0707	7.0	7.0	18	0.5	1.1
CP0806	8.0	6.0	18	0.5	1.1
CP0907	9.0	7.0	18	0.5	1.2
CP1008	10.0	8.0	18	0.5	1.2
CP1109	11.0	9.15	18	1.0	1.2
CP1210	12.0	10.0	18	0.8	1.5
CP1412	14.0	12.0	18	1.0	1.5

矿山、油田钻头用硬质合金球齿

硬质合金工程用锥球齿（底部带孔或平底）　Cemented carbide buttons for mining,oil-fields



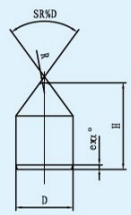

型 号 Type	基本尺寸（mm） Basic dimension					
	D	H	SR°	R	e	a°
CZ0711	7.25	11.0	70	2.8	0.7	30
CZ0812	8.25	12.0	70	3.0	1.5	18
CZ0914	9.25	14.0	60	3.5	1.7	30
CZ1015	10.25	15.0	60	3.5	1.7	60
CZ1217	25	17.0	52	4.5	1.7	30
CZ1419	25	19.0	52	4.5	2.0	18

矿山、油田钻头用硬质合金球齿

硬质合金工程用锥球齿（底部带孔或平底）　Cemented carbide buttons for mining,oil-fields



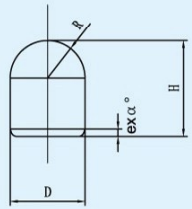

型 号 Type	基本尺寸（mm） Basic dimension				
	D	H	R	e	a°
CQ0812	8.25	12.0	4.4	1.5	18
CQ0915	9.25	15.0	5.0	1.5	18
CQ1013	10.25	13.0	5.53	1.5	18
CQ1114	25	14.0	6.0	1.5	18
CQ1217	25	17.0	6.6	1.8	18
CQ1318	25	18.0	7.0	1.8	18
CQ1623	25	23.0	8.8	2.0	18
CQ1827	25	27.1	9.2	2.0	18
CQ2030	25	30.0	11.5	2.5	18
CQ2232	25	32.0	12.0	2.5	18

硬质合金挖路齿

用于辗制机械工程用挖路齿　Used for mechanical engineering road-cutters bits



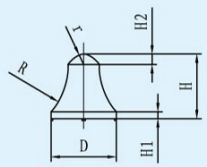

型 号 Type	基本尺寸（mm） Basic dimension					
	D	H	h1	h2	R	r
CW1615	8	15.0	2.0	3.0	12.5	1.5
CW1716	9.85	16.8	1.7	4.0	116	3.0
CW1817	10.4	17.3	1.7	4.5	10.6	3.0
CW1818	18.7	18.5	2	3.0	12.7	3.0

硬质合金挖路齿

用于辗制机械工程用挖路齿　Used for mechanical engineering road-cutters bits



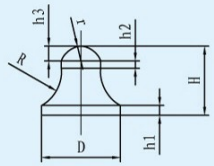

型 号 Type	基本尺寸（mm） Basic dimension						
	D	H	h1	h2	h3	R	r
CW2421	24.0	21.0	3.0	4.5	2.25	18.7	1.5

硬质合金挖路齿

用于辗制机械工程用挖路齿　Used for mechanical engineering road-cutters bits



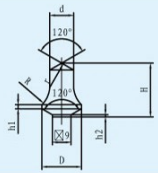

型 号 Type	基本尺寸（mm） Basic dimension							
	D	d	H	h1	h2	β	R	r
CY1921	19	10.2	21.8	2.0	2.0	30°	16.0	3.0
CY1925	19	11.5	25.6	2.0	1.0	30°	12.7	1.5

硬质合金锥形截煤齿

用于辗制采掘机械截齿　For excavation mechanism cutter bits



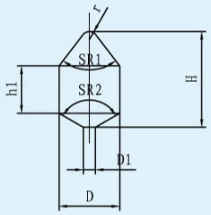

型 号 Type	基本尺寸（mm） Basic dimension						
	D	H	h1	SR1	SR2	r	d1
MJ1625	16	25	16.0	75	120	2.25	3.8
MJ1727	17	27	16.5	76	120	2.3	5.0
MJ1622	16	22	14	80	120	2.25	5.0
MJ1625	16	25	16	75	120	2.3	3.8
MJ1726	17	26	16.5	76	120	2.3	5
MJ1926	19	26	15.6	76	120	1.5	5
MJ1930	19	30	19	75	120	2.5	3.8

硬质合金锥形截煤齿

用于辗制采掘机械截齿　For excavation mechanism cutter bits



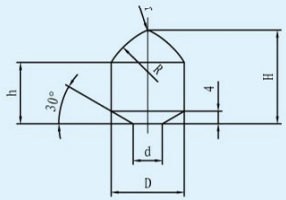

型 号 Type	基本尺寸（mm） Basic dimension					
	D	H	h	R	r	d1
MQ1220	12	20	11	18	1.8	5
MQ1422	14	22	12	20	1.8	6
MQ1627	16	27	15	22	2.0	7
MQ1926	19	26	16	26	1.5	5
MQ1929	19	29	15	28	2.0	8
MQ2431	24	31	15	34	1.0	10
MQ1622	16	22	12.8	26	1.5	5
MQ2228	22	28	16.5	26	1.5	15
MQ2532	25	32	16.6	30	0.5	10

硬质合金复合角度截煤齿

用于镶制采掘机械截齿　For excavation mechanism cutter bits



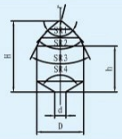

型 号 Type	基本尺寸（mm） Basic dimension								
	D	H	h1	r	SR1	SR2	SR3	R4	d1
MF1828	18	28	18	2.0	93	77	68	118	5.0
MF2237	22	37	24	2.0	100	84	57	120	5.5
MF2133	21	33	20	2.0	90	85	60	120	5.0
MF2538	25	38	24.5	2.0	100	85	58	118	6.0

硬质合金锥形平底截煤齿

用于镶制采掘机械截齿　For excavation mechanism cutter bits



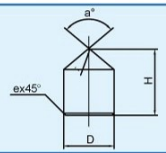

型 号 Type	基本尺寸（mm） Basic dimension				
	D	H	r	a°	e
MZ1916	9	16	1.0	90°	1.0
MZ1218	12	18	1.5	82°	1.0
MZ1828	18	28	1.5	82°	2.0
MZ2432	24.5	32	1.5	100°	1.0

硬质合金蘑菇型截煤齿

用于镶制采掘机械截齿　For excavation mechanism cutter bits



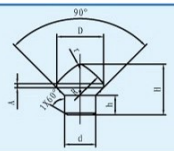

型 号 Type	基本尺寸（mm） Basic dimension					
	D	d	H	h	R	r
MX1822	18	10.0	22	8.0	30	1.5
MX2025	20	12.0	25	10.0	35	1.5
MX2228	22	12.0	28	12.0	40	1.5
MX2426	24.0	16.0	26.0	10.0	34	2.0

硬质合金片状截煤齿

旋转钻进煤层和软岩层钻头　Type M10 rotary bit for drilling coal drill&soft rock



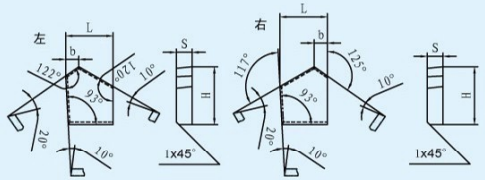

型 号 Type	基本尺寸（mm） Basic dimension			
	L	H	S°	b
MP1011L	11	12	2.5	4
MP1011R	11	12	2.5	4
MP1014L	14	19	3.8	4
MP1014R	14	19	3.8	4
MP1015L	15	22	3.0	5
MP1015R	15	22	3.0	5
MP1018L	18	22	6.0	5
MP1018R	18	22	6.0	5

硬质合金片状截煤齿

用于镶制采掘机械钻头　For making drilling bits in excavators



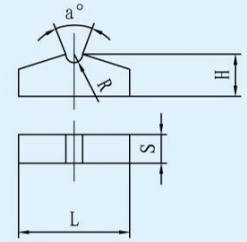

型 号 Type	基本尺寸（mm） Basic dimension				
	L	H	S	R	a°
MP1026	26.5	10.0	6.8	2.0	142

A1型　制造外圆车刀、镗刀和切槽刀

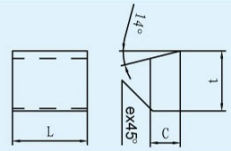

型 号 Type	基本尺寸（mm） Basic dimension			
	L	t	C	e
A106	6	5	2.5	-
A120	20	12	7.0	0.8
A180	80	25	12	1.2

A2型　制造镗刀和端面车刀

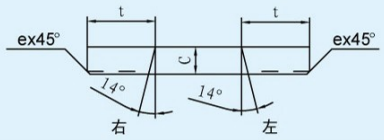

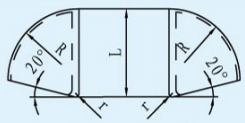

型 号 Type		基本尺寸（mm） Basic dimension					
右	左	L	t	C	R	r_ε	e
A208	-	8	7	2.5	7	0.5	-
A212	A212Z	12	10	4.5	10	1	0.8
A225	A225Z	25	20	8	20	1	0.8

A3型　制造端面车刀和外圆车刀

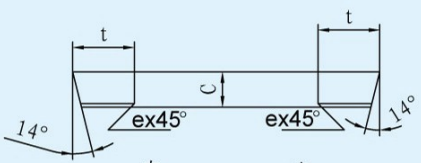

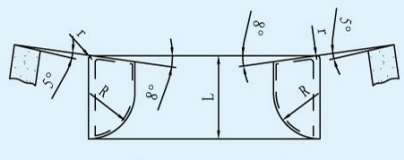

型 号 Type		基本尺寸（mm） Basic dimension					
右	左	L	t	C	R	r_ε	e
A310	-	10	6	3	6	1	-
A320	A320Z	20	11	7	11	1	0.8
A340	A340Z	40	18	10.5	18	1	1.2

A4型　制造外圆车刀、镗刀和端面车刀

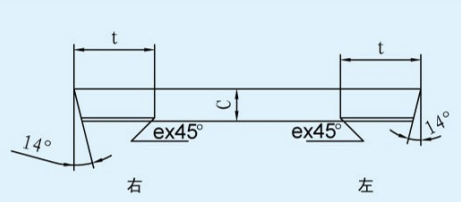

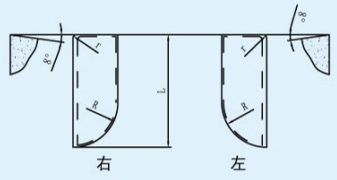

型 号 Type		基本尺寸（mm） Basic dimension					
右	左	L	t	C	R	r_ε	e
A406	-	6	5	2.5	5	0.5	-
A410	A410Z	10	6	3.5	6	1	-
A425	A425Z	25	15	8.5	16	1	0.8
A450	A450Z	50	20	8	20	1.5	0.8
A450A	A450AZ	50	20	12	20	1.5	1.2

A5型　制造直头外圆车刀、通孔镗刀及装配式端铣刀

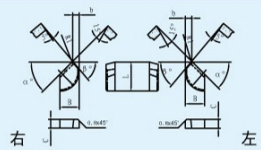

型 号 Type		基本尺寸（mm） Basic dimension						
右	左	L	B	C	b	R	α°	β°
A515	A515Z	15	10	4.5	5	10	45	40
A518	A518Z	18	12	5.5	4	12	45	50

A6型　制造镗刀、外圆车刀

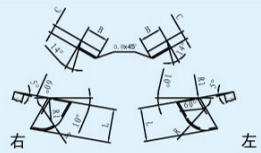

型 号 Type		基本尺寸（mm） Basic dimension			
右	左	L	B	C	R
A612	A612Z	12	8	3	8
A615	A615Z	15	10	4	10
A618	A618Z	18	12	4.5	12

B_1型　制造成型车刀、燕尾槽刨刀和燕尾槽铣刀

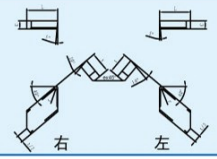

型 号 Type		基本尺寸（mm） Basic dimension				
右	左	L	t	C	r_ε	e
B108	-	8	6	3	1.5	-
B112	B112Z	12	8	4	1.5	1
B116	B116Z	16	10	5	1.5	1
B125	B125Z	25	14	5	1.5	1.5
B130	B130Z	30	20	8	1.5	1.5

B_2型　制造凹圆弧成型车刀和轮缘车刀

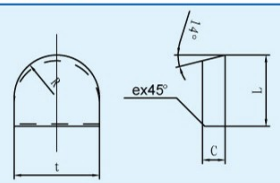

型 号 Type	基本尺寸（mm） Basic dimension				
	L	t	C	R	e
B208	8	8	3	4	-
B214	14	16	5	8	0.8
B228	28	35	9	17.5	0.8

B_3型　制造倒圆角车刀

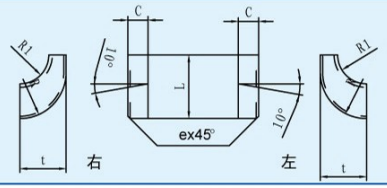

型 号 Type		基本尺寸（mm） Basic dimension					
右	左	L	t	C	R	R_1	e
B312	B312Z	12	8	4	8	3	0.8
B318	B318Z	18	12	6	12	6	0.8
B322	B322Z	22	16	7	16	10	0.8

C_1型　制造螺纹车刀及外圆精车刀

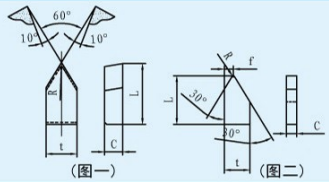

图 示 Icon	型 号 Type	基本尺寸（mm） Basic dimension					
		L	t	C	r_ε	e	f
图一	C110	10	4	3	0.5	-	
	C125	25	12	7	0.5	0.8	
图二	C110A	10	6.5	2.5	0.5	-	1.6
	C120A	20	10	4	0.5	-	3.5

C_2型　制造精车刀和梯形螺纹车刀

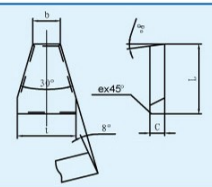

型 号 Type	基本尺寸（mm） Basic dimension				
	L	t	C	b	e
C215	15	7	4	1.8	0.8
C223	23	14	5	4.9	0.8
C236	36	28	7	13.1	0.8

C_3型　制造切断刀和切槽刀

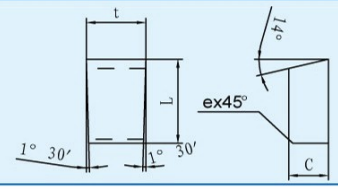

型 号 Type	基本尺寸（mm） Basic dimension			
	t	L	C	e
C303	3.5	12	3	-
C310	10.5	22	8	0.8
C316	16.5	25	11	1.2

F_1型　制造车床和外圆磨床顶尖

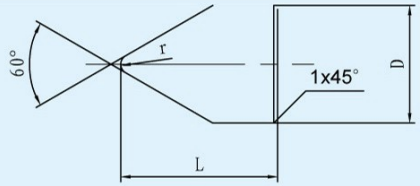

型 号 Type	基本尺寸（mm） Basic dimension		
	D	L	r
F108	8	15	1
F124	24	35	2
F160	60	85	3

F_2型　制造扩孔钻的导向块

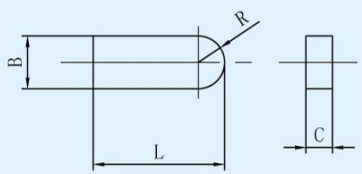

型 号 Type	基本尺寸（mm） Basic dimension			
	L	B	C	R
F216	16	8	5	4
F220	20	3	3	1.5
F230C	30	12	6	6

F_3型　制造可卸镗刀及耐磨零件

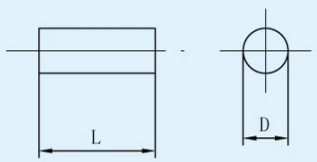

型 号 Type	基本尺寸（mm） Basic dimension	
	D	L
F303	3.5	10
F305	5.5	15
F308	8.5	22

硬质合金密封环

硬质合金密封环　Cemented carbide sealing rings

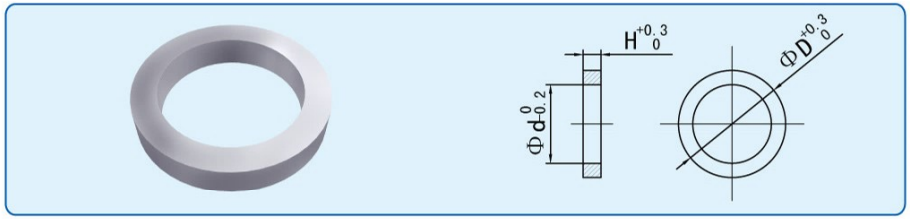

型 号 Type	基本尺寸（mm） Basic dimension		
	D	D1	H
MA	Φ28~200	Φ21~160	5~8

硬质合金密封环

硬质合金密封环　Cemented carbide sealing rings

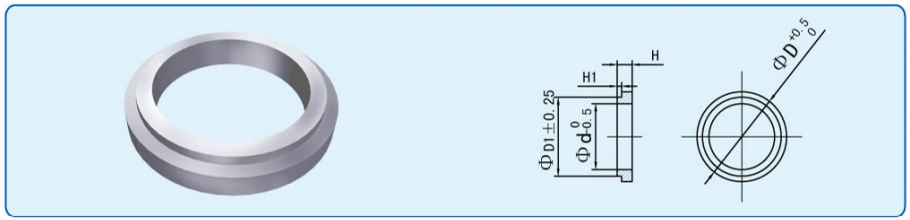

型 号 Type	基本尺寸（mm） Basic dimension			
	D	D1	H	H1
MB	Φ28~200	Φ21~160	5~6	1.5

硬质合金圆盘切刀

硬质合金圆盘切刀　Cutting disc

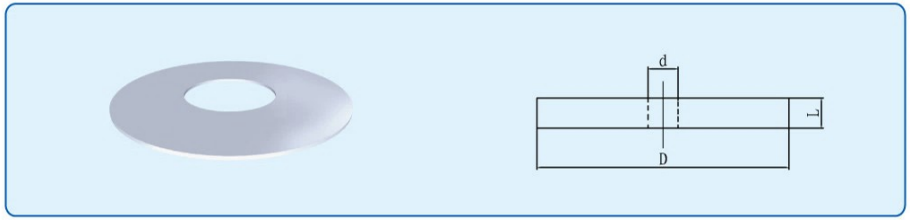

型 号 Type	基本尺寸（mm） Basic dimension		
	D	d	L
QD	50~200	3~50	2~10

硬质合金拉伸模

控制黑色、有色金属线材拉伸模坯　Cemented carbid drawing dies blank



型 号 Type	基本尺寸（mm） Basic dimension			
	D	H	d	h
11-	8	6	0.4-1.0	0.3-0.6
	13	10	0.4-2.3	0.3-1.4
	16	14	0.4-1.0	0.3-0.7
	16	14	1.3-2.8	1.0-1.4
	22	20	5.2-5.7	2.6-2.8

硬质合金拉伸模

控制黑色、有色金属线材拉伸模坯　Cemented carbid drawing dies blank

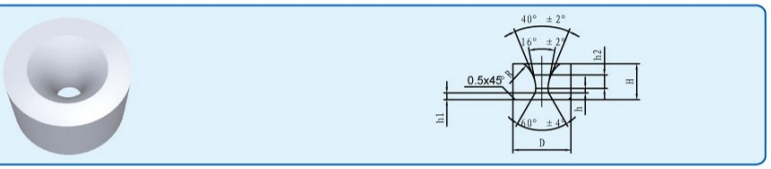

型 号 Type	基本尺寸（mm） Basic dimension			
	D	H	d	h
12-	8	6	0.4-0.8	0.3-0.6
	13	8	0.4-2.3	0.3-1.0
	16	10	0.8-2.8	0.5-1.2
	20	12	2.3-3.8	1.0-1.4
	26	16	6.4-8.0	2.0

硬质合金冷镦模

各种规格冷镦模模坯　Heading die blanks



型 号 Type	基本尺寸（mm） Basic dimension				
	d	D	L	d1	α°
BC	2.8-30	13-70	30-70	5-40	90

硬质合金棒材

实心棒材　Solid rods



型 号 Type	基本尺寸（mm） Basic dimension	
	ΦD Tol.	L Tol.
Φ2.0×30	2.0	30.0 +0.15 -0.20
Φ20×200	20	200 +0.15 -0.20

硬质合金长条

带角度硬质合金板条产品　Cemented carbide flats with angle

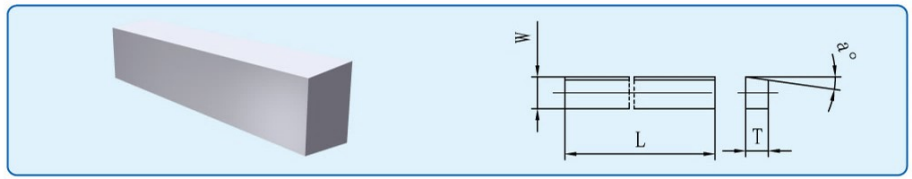

型 号 Type	基本尺寸（mm） Basic dimension			
	T +0.5 +0.2	W +0.6 +0.3	L +1.0 0	α°±1.0°
2.5×3.9×330-8	2.5	3.9	330	8
3×4.5×330-8	3	4.5	330	8
5×7×330-8	5	7	330	8

板 材

板 材　Carbide rectangular blanks

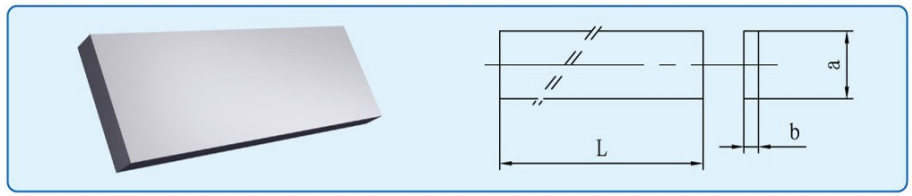

型 号 Type	基本尺寸（mm）Basic dimension			型 号 Type	基本尺寸（mm）Basic dimension		
	宽a公差 mm	厚b公差 mm	长度L公差 mm		宽a公差 mm	厚b公差 mm	长度L公差 mm
3×2×330	+0.2 +0.4	+0.15 +0.35	0 +3.0	15×2×330	+0.4 +0.6	+0.15 +0.35	0 +3.0
8×3×330				18×3.5×330			
10×2×330	+0.3 +0.5			20×2×330			
14×3×330				34×3×330			
100×100×8				200×200×10			

钻销刀具 Drilling tool

阶梯直槽钻



内冷直槽钻



麻花钻 Twist drill

锥柄阶梯麻花钻



直柄麻花钻



铣削刀具 Milling tool

球头立铣刀



前波型立铣刀



铰削刀具 Reaming tool

对焊锥柄机用铰刀



锥柄、直柄阶梯复合铰刀



刀 具 量 具
Cutting Tool & Measure

专用量具 Special measure



各类钻具、导套 Drilling tool & guide sleeve



专用刀具 Special cutting tool



铣刀片、刀盘 Milling cutter & cutter head

