FERRI RUBBER

中山市飞瑞橡胶制品有限公司

ZHONGSHAN FERRI RUBBER PRODUCTS CO., Ltd

汽车减振
工业减振

ANTI-VIBRATION MOUNTINGS

INDUSTRIAL ANTI VIBRATION MOUNTINGS

FERRI RUBBER

关于飞瑞
ABOUT FERRI

飞瑞专注设计和制造用于汽车、非公路车辆和工业领域的定制橡胶模型和抗振解决方案。

飞瑞在金属粘结橡胶方面拥有广泛的专业知识，我们的产品可用于各种应用，从发动机和驾驶室抗振安装到卡车和挖掘机、客车和商用车的悬挂、拖拉机、直升机、潜艇和火车的精密橡胶模压件，以及其他工业应用。

飞瑞有能力与客户紧密合作，从概念设计、工具制造、产品测试到最终制造，提供成型的橡胶解决方案。

FERRI designs and manufactures bespoke rubber mouldings and anti vibration solutions to the Automotive, Off highway vehicle, and Industrial sectors.
FERRI has vast expertise in bonding rubber to metals and our products are to be found on applications ranging from engine and cab anti vibration mounts for trucks and excavators, suspension bushes for passenger cars and commercial vehicles, precision rubber mouldingsfor tractors, helicopters, submarines and trains, and numerous industrial applications.
FERRI has the capabilities to work closely with customers to provide moulded rubber solutions from concept design, toolmaking, and product testing through to final manufacture.

FERRI RESEARCH & DEVELOPMENT

- **Project and co-design**（项目和合作设计）
  MATLAB dedicated applications（MATLAB专用应用程序）
  Specialized software to predict stiffness（用于预测刚度的专用软件）
  Partnership with Rubber technical association of Guangdong（与广东省橡胶技术协会合作）

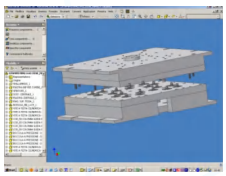

- **Tool design**（设计工具）
  CAD-CAE Autodesk Inventor and MechanicalDesktop stations
  CAD-CAM Vero International stations

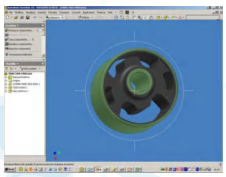

- **QUick prototypes and product optimization**（样板快速成型和产品优化）
  Prototype moulding machines（样板成型机）
  prototype laboratory facilities（样板实验设施）
  Prototype Quality Control Planes（样板质量控制计划）

FERRI TESTING FACILITIES 测试设施

- Mechanical test on raw materials,semi-finished parts,normalized materrials (durability and life test,tensile stress test,compression test,hardness test)（原材料、半成品、标准化材料的机械试验(耐久性和寿命试验、拉伸应力试验、压缩试验、硬度试验)）
- Rheometric characteristics（流变特性）
- Integrated testing software（综合测试软件）
- Comformity Certication Document Management（一致性认证文档管理）
- Dimensional measurement（尺寸测量）
- PPAP samples management（PPAP样品管量）

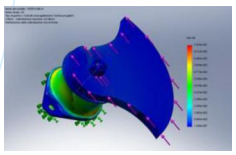






质量管理体系认证证书

经北京中安质环认证中心有限公司审核，确认

中山市飞瑞橡胶制品有限公司

统一社会信用代码：91442000MA4UTN0455

（注册地址：广东省中山市东升镇保富街2号之一A栋一楼2卡

邮编：528414）

质量管理体系符合：

GB/T 19001—2016/ISO 9001:2015

本质量管理体系覆盖下列产品：

减震器的生产和服务

地址：广东省中山市东升镇保富街2号之一A栋一楼2卡。

注册号：02819Q10283R0S

有效期：2019 年 03 月 21 日至 2022 年 03 月 20 日

换证日期：2019 年 12 月 26 日

北京中安质环认证中心有限公司

（地址：北京市朝阳区东三环南路58号富顿中心1号楼22层 邮编：100022）

签发人：


RoHS 测试报告

报告编号 ：AGC06387210301-001

样品名称 ：橡胶减震器

样品型号 ：/

委托单位 ：中山市飞瑞橡胶制品有限公司

检测标准 ：请参见后续页。

签发日期 ：2021 年 3 月 18 日

深圳市鑫宇环境技术有限公司

RoHS

QUALITY ASSURED FIRM
ISO 9001
SGS

破碎机







振动筛







风力发电









中山市飞瑞橡胶制品有限公司
ZHONGSHAN FERRI RUBBER PRODUCTS CO., Ltd

FERRI RUBBER

地址：广东省中山市小榄镇宝丰工业区华成路2号锦兆科创园A3栋1楼
1st Floor, Building A3, Jinzhao Science and Technology Innovation Park, No. 2 Huacheng Road, Baofeng Industrial Zone, Xiaolan Town, Zhongshan City, Guangdong Province Guangdong China
电话(Tel):0760-22217500
传真(Fax):0760-22217500
E-mail:18024273386@163.com

一般特性的弹性体
GENERAL CHARACTERISTICSOF ELASTOMERS



天然橡胶

天然橡胶在常温下具有较高的弹性，稍带塑性，具有非常好的机械强度，天然橡胶属于非极性橡胶，其耐屈挠性、绝缘性能强。天然橡胶不耐老化，耐油性和耐溶剂性差。通常添加防老化剂的橡胶其化学性能非常稳定。



合成橡胶

合成橡胶是合成高分子化合物为基础具有可逆变形的高弹性材料.具有高弹性、绝缘性、气密性、耐油、耐高温或低温等性能。常用的硅橡胶、各种氟橡胶、聚硫橡胶、氯醇橡胶、丁腈橡胶、聚丙烯酸脂橡胶、聚氨酯橡胶和丁基橡胶等具有耐高温、耐油、耐臭氧、耐老化和高气密性等特点的橡胶，主要用于要求某种特性的特殊场合。



化合物

弹性体部分是很多物质的组合。混合制成不同的配方，来获得不同的稳定性和不同的力学特性。



硬度

弹性体的硬度取决于采用国际通用的测试方法及其对应的计量单位。如shore（A）和IRH。FERRI采用的是邵氏测试法的标准，设计制造从35–80度不同硬度的弹性体。



热稳定性

天然橡胶硫化材料通常在–40℃到80℃的范围内都是稳定的，但是使用特定的配方，最大范围也可达到–50℃到120℃。



抗臭氧

气候的稳定对于衡量弹性的耐臭氧性能是很重要的。弹性体的老化速度取决于所处于环境条件。因此配置这类化合物就能延缓臭氧对橡胶体的腐蚀。



粘合

对金属件表面喷涂胶黏剂确保硫化时橡胶和金属粘合稳固。



蠕变和永久变形

弹性体在受到持续压力的情况下，蠕变和永久变形是不可避免的。当永久变形用静载荷的百分比表示弹性体发生的蠕变时，通常该值为25%。



公差

产品在制造过程中没有绝对精度，橡胶制品的尺寸公差按照ISO 3302标准，硬度可能变化±5度，刚度“K”允许±5%，在高要求的情况下，飞瑞能做到±3%。

Mount Selecting Guidelines
选型指南

Assistance when choosing anti-vibration mountings

选择减震器时应注意的问题

Type of Machine	**设备类型**
Rotating Equipment	转动设备
Stationary Installations	**固定安装** ★
Combustion Engines,	内燃机
Compressors,	压缩机
Generators	发电机
Mobile Installations	**移动设施** ★
Vehicle Engines,	汽车发动机
Compressors,	压缩机
Generators,	发电机
Marine Engines	船用发动机
Sensitive Equipment	**精密设备** ★
Electronics,	电子产品
Cameras,	监控设备
Fans,	散热风扇
Small Pumps	小型泵
Heavy Duty Isolators	**重载隔离器** ★
Off Highway Vehicles	非公路车辆
Vibratory Screens,	振动筛
Large Engines,	大型发动机
Public Service Vehicles	公共服务车辆
Machine Tools	**机床** ★
Lathes,	车床
Punch Presses,	冲床
Grinders,	磨床
Woodworking Equipment	木工机械
Motion Control	**位移控制** ★
Rebound,	回弹
Motion Limitation	位移限制
General Purpose Mount	**通用减震器** ★
Exhaust Systems,	排气系统
Busway	母线槽
Instrument Panels	仪表盘

Type of Mounting 减震器类别



How to Choose **如何选型**

Necessary information: 主要信息

- Weight 设备重量
- Number of mounts 减震器用量
- Rotational speed 转速
- Environment 工况

To select correct mounting, the following data are needed:

要选择正确的减震器，需要以下数据：

1. Load per mounting (kg)

减震器的负载（kg）

2. Interfering frequency (Hz) (Hz = rpm/60)

干扰频率（HZ）HZ=rpm/60)

Copy the above information to our engineer

将以上信息抄送给我们的工程师

钟型减振器 Bell mounts


FRS 04


FRSQ 05


FRH 06


FRHQ 07


MAR 08


TN 15

标准型减振器 Bobbing mounts


VV 21


VD 22


DD 23


GVV 26


VVO 25


GVB 28

通用型减振器 Univeral mounts


EH 13


CGM 14


PDA 38


PSP 39


PDR 38


TNQ 15

脚垫型减振器 Resilient stop and height adjustment


VE 24


VP 25


ZAL 20


SPR 30


SPR 30

特殊型减振器 Varius mounts


VBL 16


DBL 17


EM 36


EM 35


PSPS 33


E1 30

锥型减振器 Cong mounts












CN 9、10、11、12

CNS 33

工程机械类 Construction Machinery


SW 18


SWS 19


SWA 19


TE 31


TES 32

TE 32

PC缓冲器 36

TU86 40

轴套 39

弹性衬套 40

EM 35

SPR 32

钟型减震器FRS



此类减震器特别适用于工作频率约为25赫兹（1500转/分）的发电机，确保发动机和其他系统的高绝缘性。轴向应力被完全吸收，侧面限制保证了良好的稳定性。安装座设计有安全保护功能，使其在安全至关重要的应用中成为最理想的解决方案。

Mounts which allow a high level of insulation especially used on generators, engines and systems with an operating frequency at around 25 Hz (1500 rpm). Axial stresses are perfectly absorbed and side deflections limited to guarantee a good stability. Hard bell mounts are designed with a fail-safe function making it an ideal solution for applications where safety is paramount.

应用领域 APPLICATIONS

发电机组 Gensets
发动机 Engines
加工机械 Tooling machinery
特种装备 Special equipments
泵 Pumps
供热通风与空调 HVAC

生产标准 STANDARD PRODUCTION

材质 Material：
面盖底座垫片 Bell and ange
安全锁 ail–safe device：Y15Pb(37)
天然橡胶/合成橡胶 Natural rubber NR/ synthetic rubber
表面处理 Surface treatment：镀锌 zinc
根据客户实际要求In accordance with the actual requirements of customers
刚度公差 Stiffness tolerance +/–15%

附加部分 ADDITIONAL PARTS

不锈钢材质 Stainless steel version
高度调节器 Height adjuster

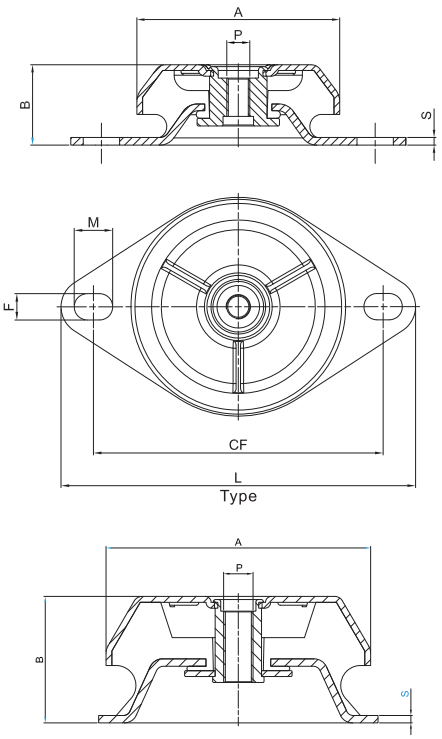

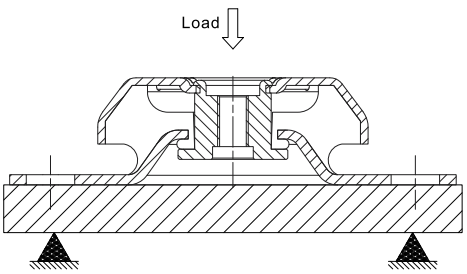

Item	Hardness (IRHD)	A	B	P	FxM	CF	L	S	Average Stiffness (daN/mm)	Max. Load (daN)	Max Dedflec. (mm)	Type
FRS6035W	40	63	35	M8 M10 M12	9X14	89	110	2,5	7,0	30,0	4,3	1
FRS6035M	60								15,8	60,0	3,8	
FRS6235W	40	63	35	M8 M10 M12	11X15	100	120	2,5	7,0	30,0	4,3	1
FRS6235M	60								15,8	60,0	3,8	
FRS6335W	40	63	35	M8 M10 M12	9X14	89	110	2,5	50,0	215	4,3	1
FRS6335M	60								90,0	342	3,8	
FRS8335W	40	83	35	M10 M12	11,5X15	110	135	3	17,8	80,0	4,5	1
FRS8335M	60								44,5	180,0	4,0	
FRS10642W	40	106	42	M12 M16	13X19	143	175	4	33,5	200,0	5,9	1
FRS10642M	60								60,7	400,0	5,9	
FRS15554W	40	154	54	M16 M20	14X18	182	218	4	37,5	450,0	12,0	1
FRS15554M	60								78,7	800,0	10,2	

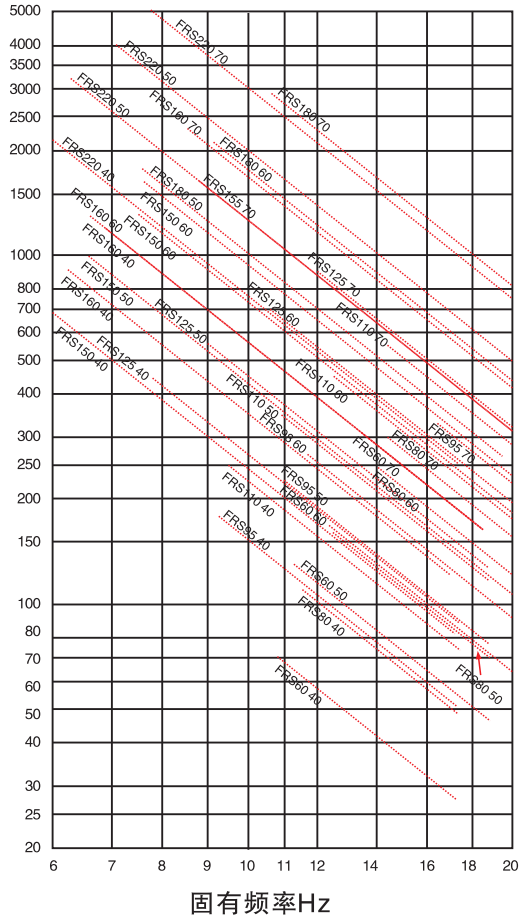

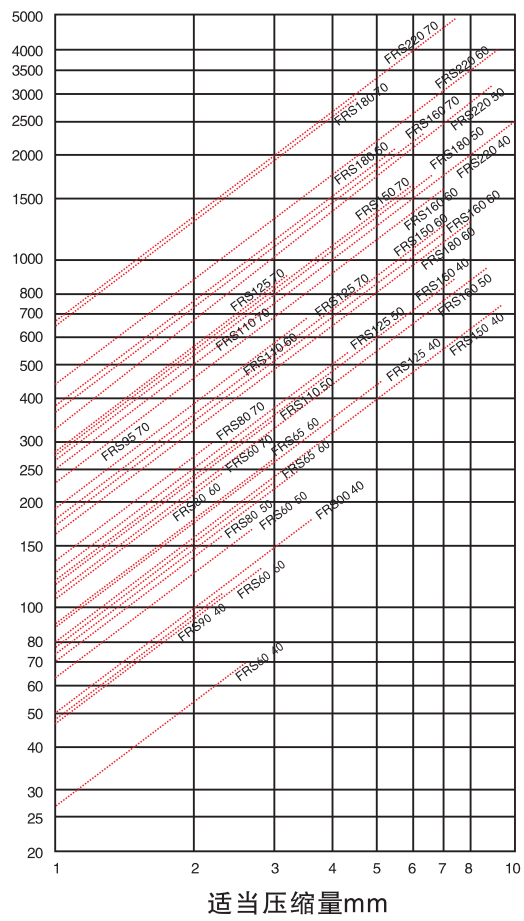

钟型减震器FRSQ



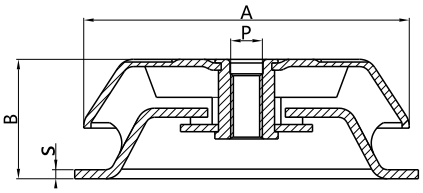

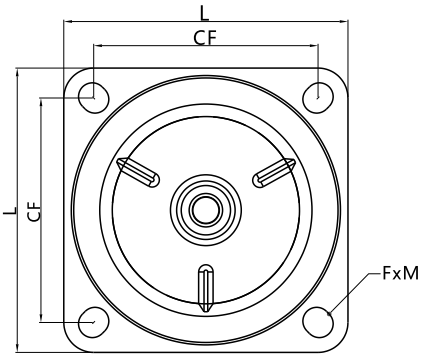

Item	Hardness (IRHD)	A	B	P		FxM	CF	L	S	Average Stiffness (daN/mm)	Max. Load (daN)	Max Dedflec. (mm)	Type
FRSQ15054W	40	150	54	M16	M20	14,5X17	132	170	4	37,5	450,0	12,0	2
FRSQ15054M	60									78,7	800,0	10,2	
FRSQ18086W	40	180	86	M16	M20	14,5X18	146	190	5	58,2	900,0	15,2	2
FRSQ18086M	60									127,0	1700,0	13,4	
FRSQ220105W	40	220	105	M24		17,5X20	180	220	5	95,0	1700,0	17,9	2
FRSQ220105M	60									195,0	3400,0	17,4	

钟型减震器FRH



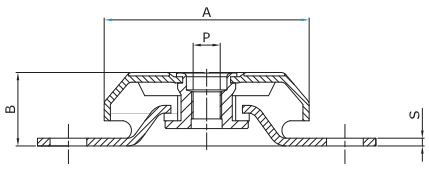

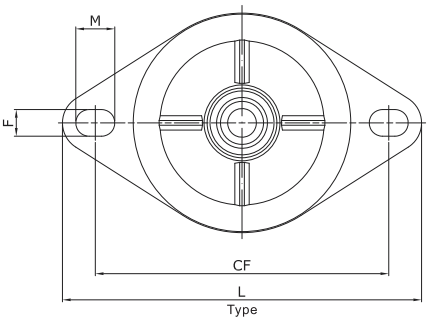

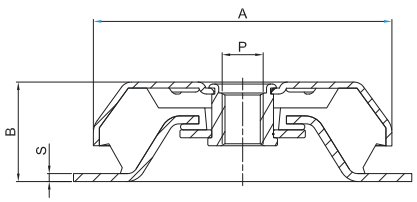

此类减震器特别适用于工作频率约为25赫兹（1500转/分）的发电机，确保发动机和其他系统的高绝缘性。轴向应力被完全吸收，侧面限制保证了良好的稳定性。安装座设计有安全保护功能，使其在安全至关重要的应用中成为最理想的解决方案。
Mounts which allow a high level of insulation especially used on generators, engines and systems with an operating frequency at around 25 Hz (1500 rpm). Axial stresses are perfectly absorbed and side de ections limited to guarantee a good stability. Hard bell mounts are designed with a fail–safe function making it an ideal solution for applications where safety is paramount.

应用领域APPLICATIONS

发电机组 Gensets
发动机 Engines
加工机械 Tooling machinery
特种装备 Special equipments
泵 Pumps
供热通风与空调 HVAC

生产标准 STANDARD PRODUCTION

材质 Material：
面盖底座垫片Bell and ange：DD13(酸洗板)&DC04（冷板）Q/BQB403–2003
安全锁 ail–safe device：Y15Pb(37)
天然橡胶/合成橡胶 Natural rubber NR/ synthetic rubber
表面处理Surface treatment：镀锌 zinc
根据客户实际要求In accordance with the actual requirements of customers
刚度公差 Stiffness tolerance +/–15%

附加部分 ADDITIONAL PARTS

不锈钢材质 Stainless steel version
高度调节器 Height adjuster

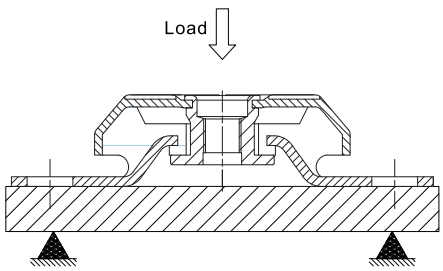

Item	Hardness (IRHD)	A	B	P		FxM	CF	L	S	Average Stiffness (daN/mm)	Max. Load (daN)	Max Dedflec. (mm)	Type
FRH5025K	50	50	25	M8		6.5X11	65.4	85	2,0	10,5	31,5	3,0	1
FRH5025M	60									15,0	45,0	3,0	
FRH6230W	40	62	30	M8	M10	9X14	89	110	2,5	70,0	140,0	2,0	1
FRH6230M	60									120,0	240,0	2,0	
FRH7830W	40	78	30	M10	M12	9X12	110	135	2,5	47,0	108,0	2,3	1
FRH7830M	60									116,0	267,0	2,3	
FRH8330W	40	83	30	M10	M12	11.5X15	110	135	3	65,0	130,0	2,0	1
FRH8330M	60									98,0	196,0	2,0	
FRH9235W	40	92	35	M10	M12	10X15	123,5	150	3	50,0	175,0	3,5	1
FRH9235M	60									90,0	315,0	3,5	
FRH10638W	40	106	38	M14	M16	14X18	143	175	4	70,0	252,0	3,6	1
FRH10638M	60									150,0	450,0	3,0	
FRH12543W	40	125	43	M16	M18	14,5X20	156	192	4	88,0	352,0	4,0	1
FRH12543M	60									185,0	740,0	4,0	
FRH15050W	40	150	50	M16	M20	14X18	182	218	4	120,0	840,0	7.0	1
FRH15050M	60									220,0	1540,0	7.0	

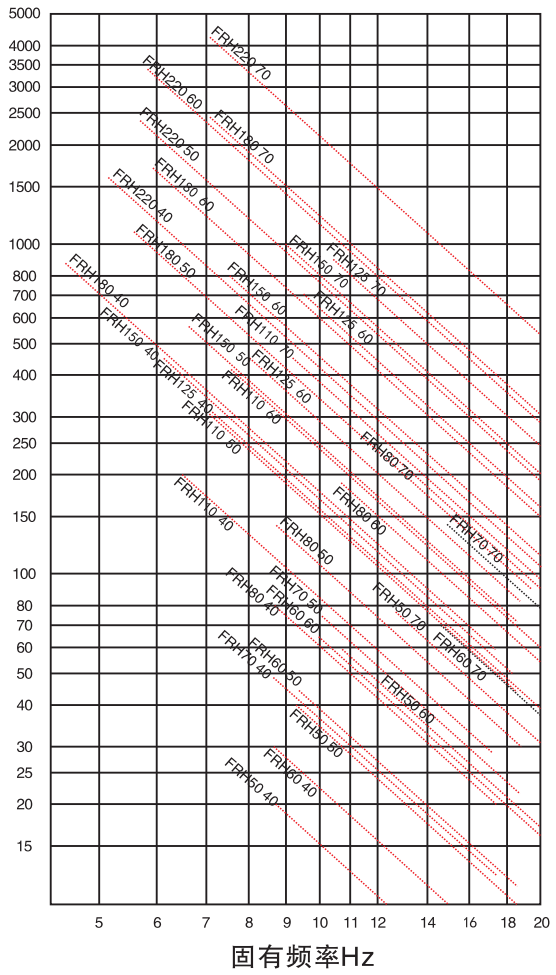

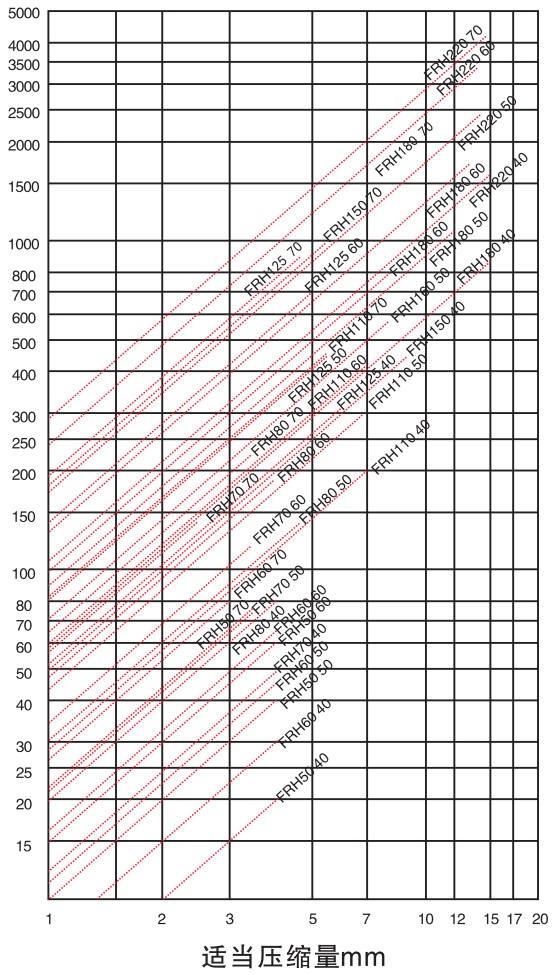

钟型减震器FRHQ



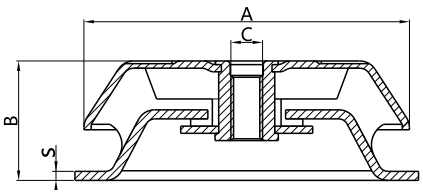

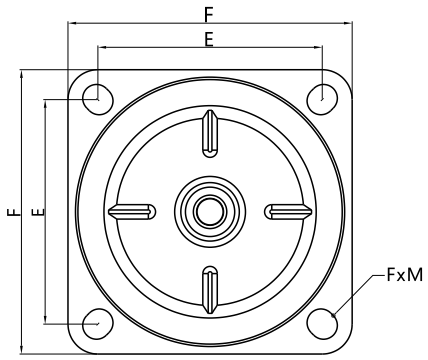

Item	Hardness (IRHD)	A	B	C	FxM	E	F	S	Average Stiffness (daN/mm)	Max. Load (daN)	Max Dedflec. (mm)	Type
FRHQ1505020W	40	150	50	M20	14,5X17	132	170	4	120,0	840,0	7,0	2
FRHQ1505020M	60								220,0	1540,0	7,0	
FRHQ1806620W	40	180	66	M20	18.5X21	150	190	5	160,0	1120,0	7,0	2
FRHQ1806620M	60								320,0	2240,0	7,0	

钟型减震器MAR



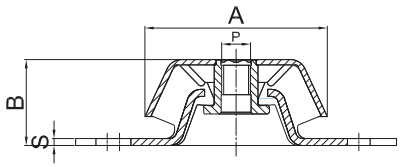

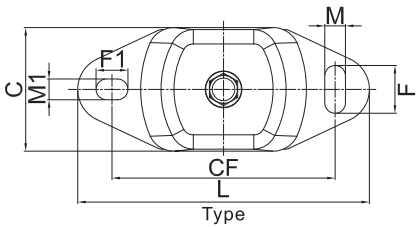

此类减震器低的设计集合了低成本、易安装，同时又具有很好的安全性，主要应用于海洋、地震防护等复杂工况，金属面盖能够有效的保护橡胶部分不受腐蚀，规格的多样性以及不同的橡胶硬度，能满足单个负载32–1000kg，使自然频率低至8Hz，充分实现防震减噪。Marine、FRH、FRS系列的设计都具有安全保护功能，使其在安全至关重要的应用中成为最为理想的解决方案。

This mount offers a low profile, easy to install design with an integral fail–safe device to provide shock and failure protection for mobile, marine or seismic stationary applications. When the rubber works in shear and compression it provides large static deflections low natural (to 8 hz) and high isolation.Marine 、FRH、FRS designed with a fail–safe function making it an ideal solution for applications where safety is paramount.

应用领域 APPLICATIONS

发电机组 Gensets　　海洋动力发动机 Marine power engines

柴油发动机 Diesel engines　　泵 Pumps供热通风与空调 HVAC

Item	Hardness (IRHD)	A	B	C	P	Fxm (F1xM1)	CF	L	S	Average Stiffness (daN/mm)	Max. Load (daN)	Max Dedflec. (mm)	Average weight (kg)
MAR804012W	40	80	38	60	M12	14X11	100	120	3	9,0	36,0	4,0	0,35
MAR804012K	50									13,0	52,0		
MAR804012M	60									16,0	64,0		
MAR804012H	70									24,0	96,0		
MAR1045016SW	35	104	50	75	M16	30X13 (20X13)	140	186	4	16,0	80,0	5,0	0,85
MAR1045016W	40									24,0	120,0		
MAR1045016M	60									38,0	190,0		
MAR1045016H	70									60,0	300,0		
MAR1045016X	80									95,0	475,0		
MAR1307020W	40	132	71	112	M20	30X18 (26X18)	182	230	5	55,0	330,0	6,0	2,35
MAR1307020M	60									90,0	540,0		
MAR1307020H	70									135,0	810,0		
MAR1307020X	80									220,0	880,0	4,0	

载重(KG)

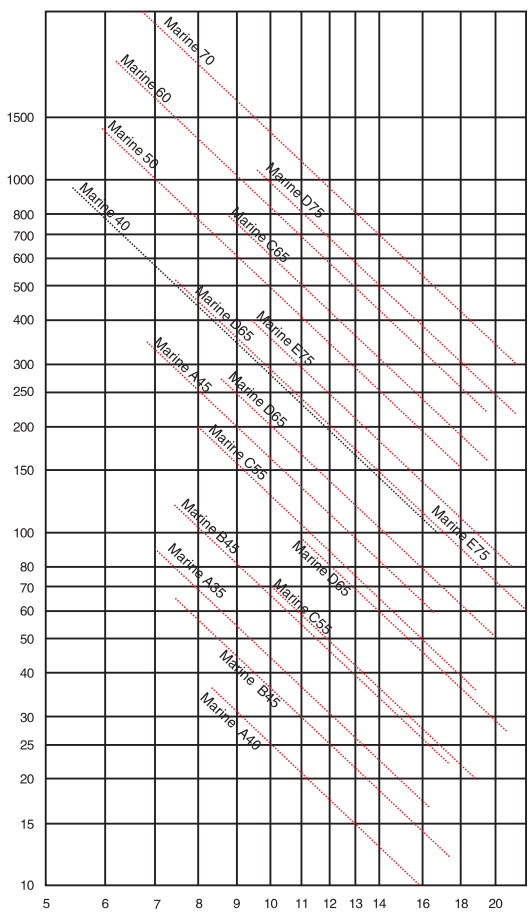

固有频率Hz

载重(KG)

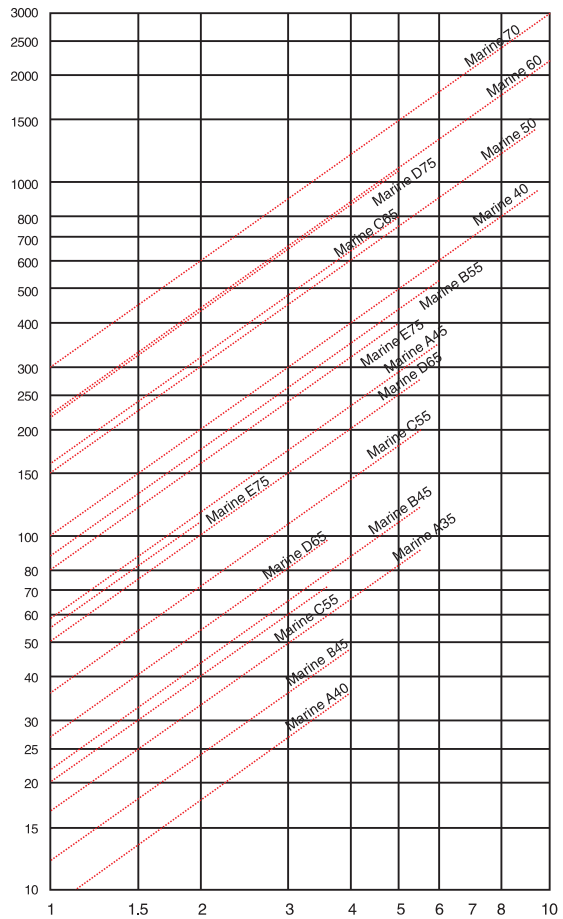

适当压缩量mm

锥形减震器CN



此类减震器有特殊的橡胶截面，用于剪切和压缩受力，从而允许良好的轴向位移。锥形支架是低成本隔离器，在紧凑的尺寸内具有高承载能力，为广泛的应用提供了稳定的解决方案。这种安装方式非常适用于卡车，汽车发动机，散热器等，驾驶室等。安装座配有两个安全垫圈，以防止过载。CNA版本的特点是两个不同的径向刚度

These mounts have a particular rubber section made for shear and compression stresses which allows good axial deflections. Cone mounts are low cost isolators that have high load carrying capacity within a compact size that provides a stable solution for a wide number of applications. This design of mount is ideally suited for isolating cabs of trucks, bus engines, radiators etc··· The mounts are assembled with two safety washers to minimize overloadsThe CNA version is characterized by two different radial stiffnesses

应用领域APPLICATIONS

发电机组 Gensets
发动机 Engines
压缩机 Compressors
特种装备 Special equipments
泵 Pumps
供热通风与空调 HVAC

生产标准 STANDARD PRODUCTION

材质Material：DD13(酸洗板)&DC04（冷板）Q/BQB403–2003
天然橡胶/合成橡胶 Natural rubber NR/ synthetic rubber
表面处理Surface treatment：镀锌 zinc
根据客户实际要求In accordance with the actual requirements of customers
刚度公差 Stiffness tolerance +/–15%

附加部分 ADDITIONAL PARTS

硬度及材料可选 Alternative elastomer hardness and compounds available

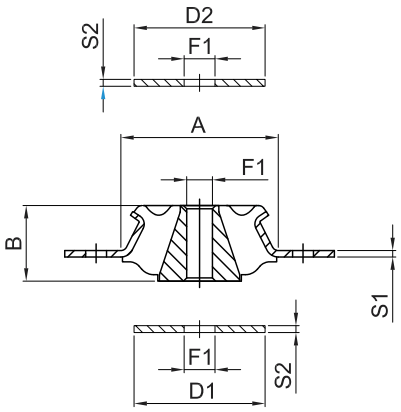

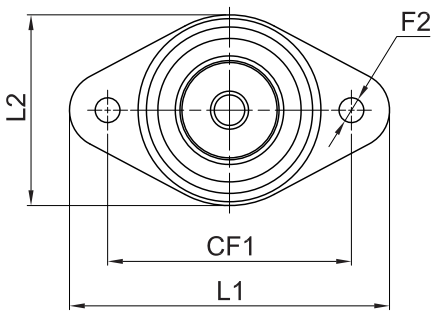

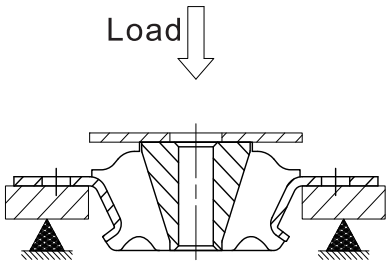

Item	Hardness (IRHD)	A	B	CF1	CF2	L1	L2	F1	S1	F2	D1	D2	F1	S2	Average Stiffness (daN/mm)	Max. Load (daN)	Max Dedflec. (mm)
CN4623W	40	46	23,5	64	-	84	50	8	2	6,5	40	40	8 10	2	12,5	37,5	3
CN4623M	60														22	66	
CN4623H	70														36	108	
CN4830W	40	48	30.2	73	-	89	54	12	2	8.7	49	34	12	2	9	36	4
CN4830M	60														15	60	
CN4830H	70														21	84	
CN6051W	40	60	45	80	-	107	68	12,1	2,5	11	55	50	12 16	3,5	20	100	5
CN6051M	60														34	170	
CN6051H	70														50	250	



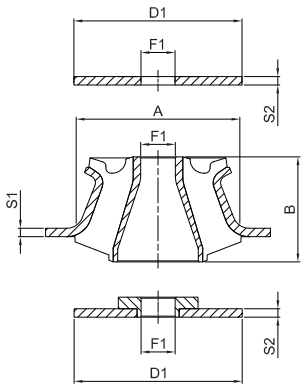

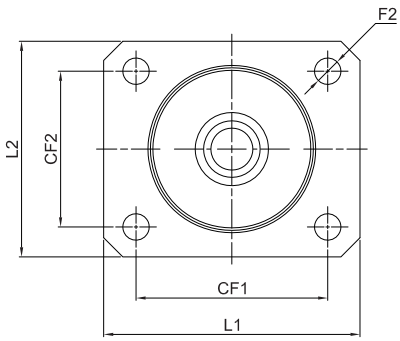

		Cono									Washers						
Item	Hardness (IRHD)	A	B	CF1	CF2	L1	L2	F1	S1	F2	D1	D2	S2	F1	Average Stiffness (daN/mm)	Max. Load (daN)	Max Dedflec. (mm)
CN7856-16W	40	78	50	80	65	107	90	16,5	4	11	80	65	4	16	32	160	5
CN7856-16M	60														60	300	
CN7856-16H	70														98	488	
CN7856-20W	40	78	50	80	65	107	90	20	4	11	80	65	4	20	32	160	5
CN7856-20M	60														60	300	
CN7856-20H	70														98	488	



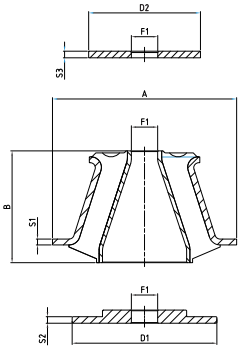

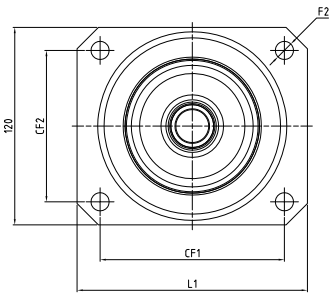

Item	Hardness (IRHD)	A	B	CF1	CF2	F1	F2	S1	L1	L2	D1	D2	S2	S3	Average Stiffness (daN/mm)	Max. Load (daN)	Max Dedflec. (mm)
CN9381W	40	93	73	90	74	16	11	4	120	100	80	70	5	4	75	450	6
CN9381M	60														140	840	
CN9381H	70														235	1410	
CN10995W	40	109	85	112	92	20	11	4,5	140	120	110	80	5	5	115	460	4
CN10995M	60														250	1125	4,5
CN10995H	70														370	1850	5

锥形减震器CNA



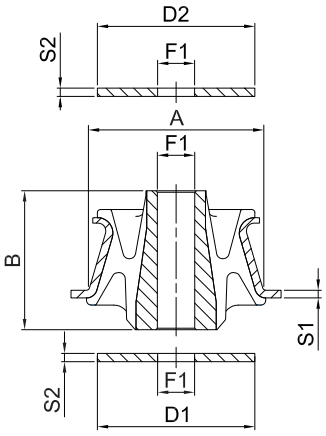

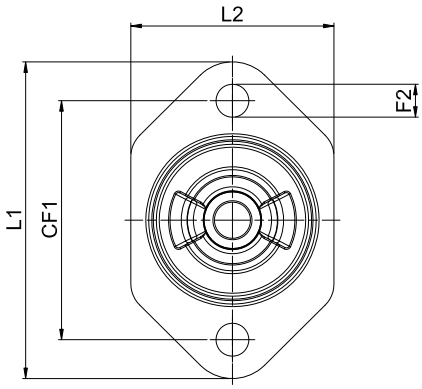

Item	Hardness (IRHD)	A	B	CF1	CF2	L1	L2	F1	S1	F2	D1	D2	F1	S2	Average Axial Stiffness (daN/mm)	Max. Load (daN)	Max Dedflec. (mm)	Average Radial Stiffness Y (daN/mm)	Average Radial Stiffness X (daN/mm)
CNA6051W	40	60	45	80	-	107	70	12,1	2,5	11	55	50	12 16	3,5	15,5	77,5	5	53	31
CNA6051M	60														28	140		85	56
CNA6051H	70														40	200		102	80
CNA7856W	40	78	50	80	65	107	90	16.5	4	11	80	65	16 20	4	24	120	5	61	31
CNA7856M	60														42	210		100	51
CNA7856H	70														56	270		160	84

锥形减振器

一系列设计用于高负载能力和相对较大静态挠度的装置。通过利用橡胶在剪切和压缩方面的最佳优势，可以实现给定尺寸的高负荷。通常情况下，安装件装配有过载和回弹垫圈，以控制和限制悬挂设备在冲击载荷下的移动。中心固定螺栓应拧紧至推荐值。



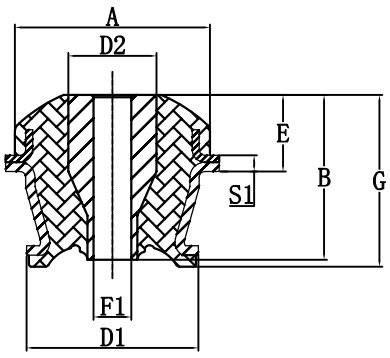

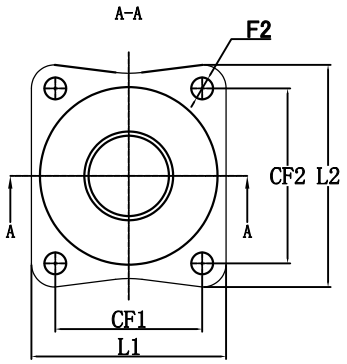

Item	Hardness (IRHD)	A	B	CF1	CF2	F1	F2	S1	L1	L2	D1	D2	E	G	Average Stiffness (daN/mm)	Max. Load (daN)	Max Dedflec. (mm)
CN8474W	40	84	71	69,4	82,7	16,3	10,3	7	92	105	75	38	38	74	21	125	6
CN8474M	60														72	430	
CN8474W	40					21	12,6								21	125	
CN8474M	60														72	430	

锥形减震器CNA



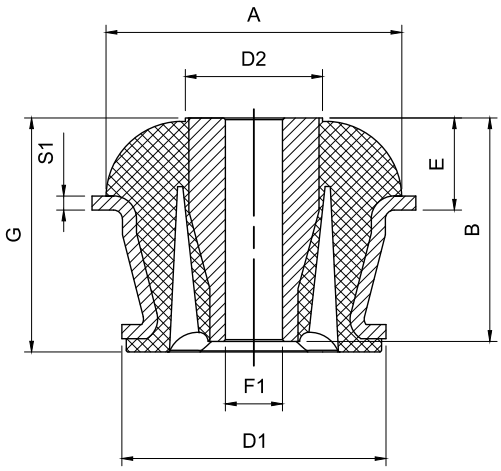

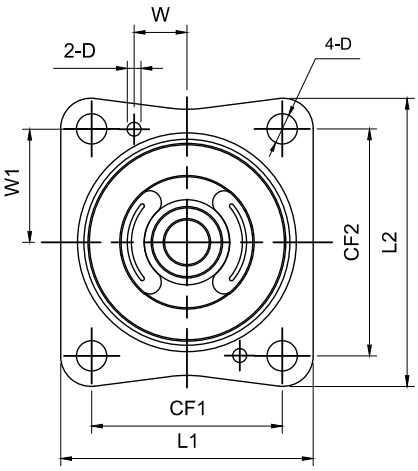

Item	Hardness (IRHD)	A	B	CF1	CF2	F1	4-D	S1	L1	L2	D1	D2	E	G	W	W1	2-D	Average Stiffness (daN/mm)	Max. Load (daN)	Max Dedflec. (mm)
CNA8466W	40	84	63	69.4	82.7	16	11	4	92	105	75	39	26	66	19.2	41.2	5	20	104	5.2
CNA8466M	60																	40	208	5.2
CNA8466H	70																	58	302	5.2

锥形减震器CNS



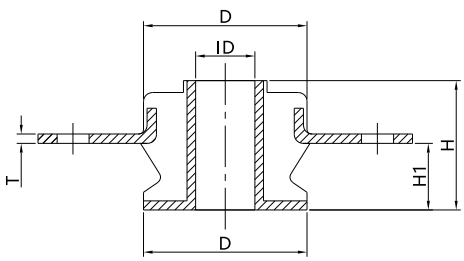

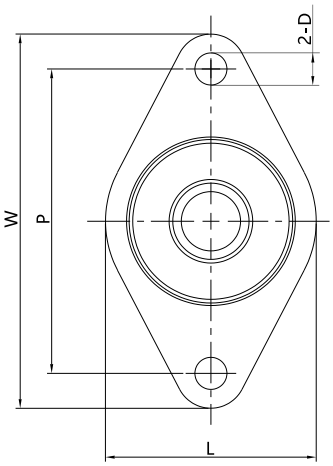

Item	Hardness (IRHD)	D	H	H1	ID	P	2-D	W	L	T	Average Stiffness (daN/mm)	Max. Load (daN)	Max Dedflec. (mm)
CNS5035WK	45	44	35	21	12	83	9	101	57	2.5	26	155	6
					16								

减振器EH



CGM/EH系列在垂直方向提供优异的故障安全动态绝缘,无论是牵引和压缩。此类减震器显着减少振动并吸收相当程度的冲击，为高铁动车组，农业机械，拖拉机，越野机械和军事设备的广泛应用提供了极好的全面解决方案。这些减震器特别适用于需要通过组装实现的绝缘结构。

TheCGM/EH range provides excellent fail–safe dynamic insulation particularly in vertical direction, both in traction and in compression. They signi□cantly reduce vibrations and absorb considerable levels of shocks to provide an excellent all–round solution to a wide range of applications on agricultural machines, tractors, off–road machines and military equipment.These mounts are specially suitable forinsulating structures where through assembly in required.

应用领域APPLICATIONS

发动机 Engines 散热器 Radiators 驾驶室 Cabs 空调压缩机 ACC

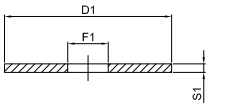

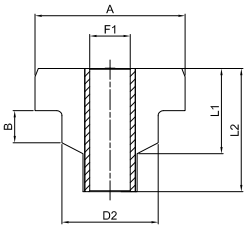

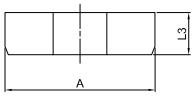

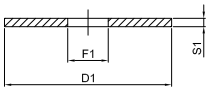

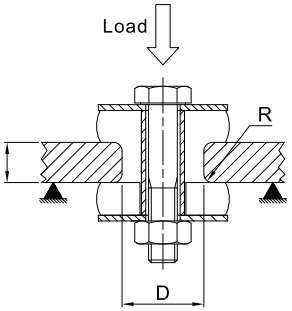

Item	Hardness (IRHD)	A	B	F1	D2	L1	L2	L3	Average Stiffness (daN/mm)	Max. Load (daN)	Max Dedflec. (mm)
EH30W	40	30	5.5	8.2	18	16	26.5	10	28,0	42,0	1,5
EH30M	60								50,0	75,0	1,5
EH40W	40	40	19	8.5	16	21.5	33.5	12	35,0	63,0	1,8
EH40M	60								70,0	105,0	1,5
EH50W	40	50	10	13	32	30	50	20	43,0	80,0	1,9
EH50M	60								86,0	130,0	1,5
EH65W	40	65	16	16.5	40	42	61.7	23	58,0	120,0	2,1
EH65M	60								140,0	260,0	1,9
EH90W	40	89	19	24	57	50.5	73	25	130,0	260,0	2,0
EH90M	60								240,0	450,0	1,9
EH125W	40	124	24	27	65	58.5	90.5	32	205,0	512,0	2.5
EH125M	60								415,0	1037,0	2.5

载重(KG)

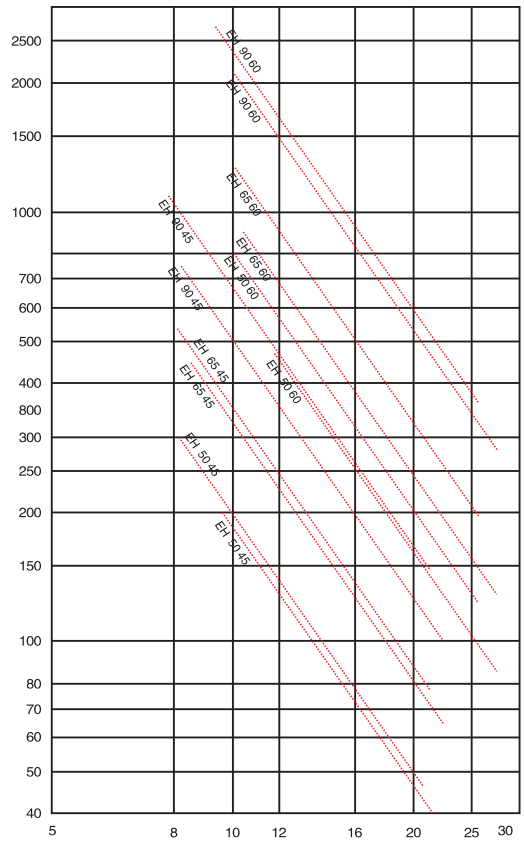

固有频率Hz

载重(KG)

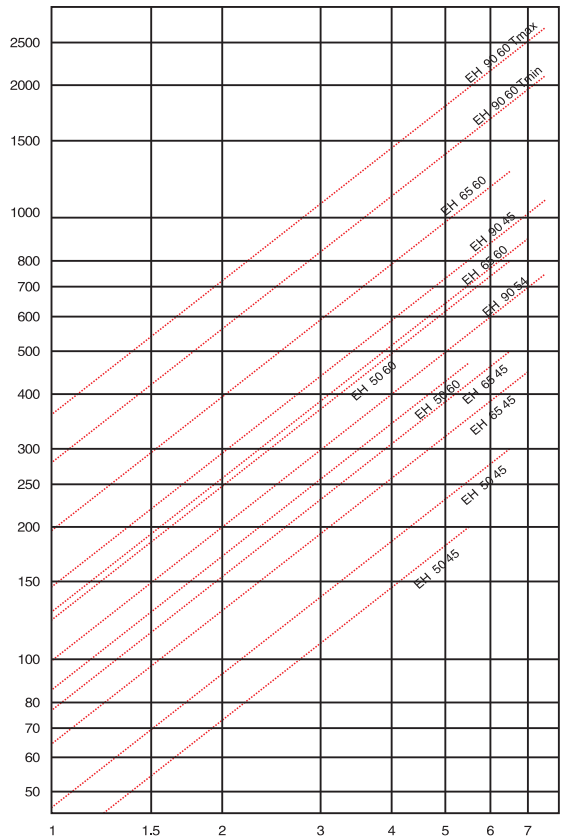

适当压缩量mm

减振器CGM



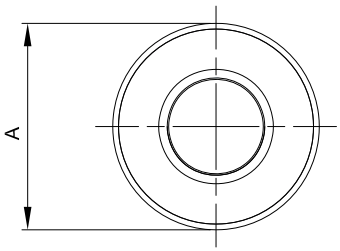

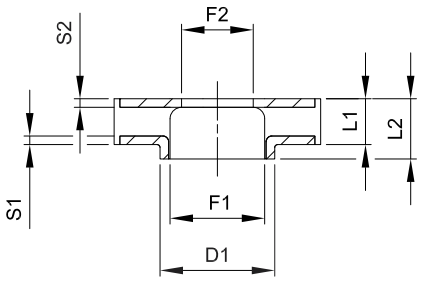

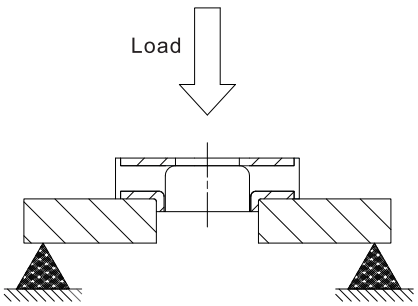

Item	Hardness (IRHD)	A	D1	F1	F2	L1	L2	S1	S2	Average Stiffness (daN/mm)	Max. Load (daN)	Max Dedflec. (mm)	Average weight (g)
CGM3611W	40	36	20	16,5	16,5	8	10,5	1,5	1,5	90,0	81,0	0,9	20,0
CGM3611M	60									150,0	135,0	0,9	
CGM3611H	70									230,0	207,0	0,9	
CGM3614W	40	36	18	12	8,5	10	14	1,5	1,5	70,0	84,0	1,2	35,0
CGM3614M	60									110,0	132,0	1,2	
CGM3614H	70									170,0	204,0	1,2	
CGM5023W	40	50	23	20	16,5	13	22,5	1,5	1,5	80,0	120,0	1,5	65,0
CGM5023M	60									140,0	210,0	1,5	
CGM5023H	70									210,0	315,0	1,5	
CGM6017W	40	60	27	24	20,5	13	17	1,5	1,5	110,0	209,0	1,9	85,0
CGM6017M	60									210,0	399,0	1,9	
CGM6017H	70									310,0	589,0	1,9	
CGM6023W	40	60	27	24	20,5	13	23,5	1,5	1,5	110,0	209,0	1,9	85,0
CGM6023M	60									210,0	399,0	1,9	
CGM6023H	70									310,0	589,0	1,9	
CGM6034M	60	60	27	24	21	30	34	1,5	1,5	70,0	245,0	3,5	130,0

钟形减震器TN



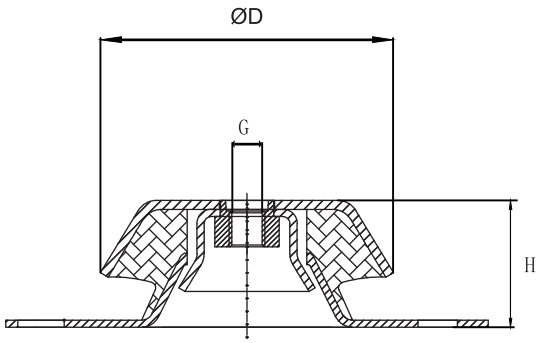

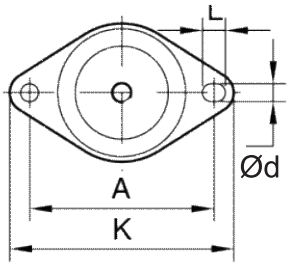

Item	Hardness (IRHD)	ØD	A	K	H	Ød	L	G	Average Stiffness (daN/mm)	Max. Load (daN)
TN82H35	45	82	110	135	35.5	11	13	M10	117,0	75,0
	60								235,0	150,0
TN101H38	50	101	144	175	38	14	18	M16	57,0	250,0
	60								121,5	450,0

钟形减震器TNQ



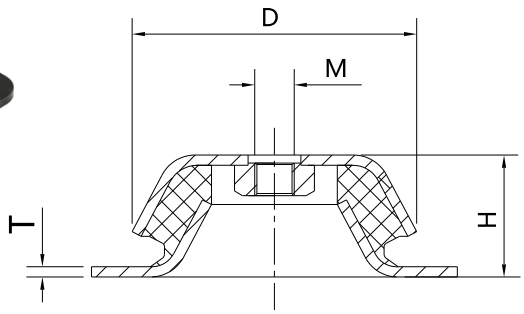

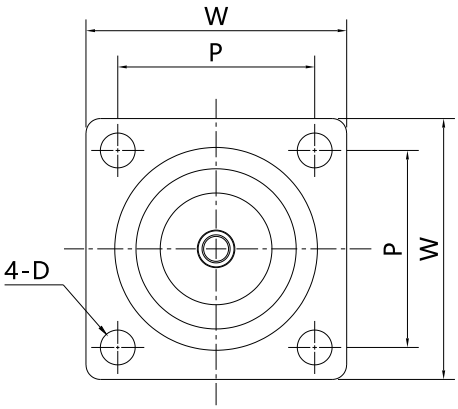

Item	Hardness (IRHD)	D	H	M	P	W	4-D	T	Average Stiffness (daN/mm)	Max Load (daN)	Max Dedflec (mm)
TNQ7030WK	45	70	30	M10	68	90	12	2.5	39,0	120,0	3
TNQ18066K	50	180	63	M20	150	190	13	5	250,0	1750,0	7
TNQ18066M	60								350,0	2450,0	7
TNQ18066H	70								460,0	3220,0	7
TNQ18066X	80								580,0	4060,0	7

VBL/VBLS

VBL/VBLS系列减振器采用橡胶与金属粘接结构，能够有效隔离振动和降低噪音，提高设备运行稳定性，并保持良好的绝缘性能。适用于各类机械设备、仪器仪表、电机、水泵及散热设备等应用。



The VBL/VBLS mounts feature a bonded rubber–to–metal construction, providing effective vibration isolation and noise reduction while maintaining excellent insulation properties. They are suitable for machinery, instruments, electric motors, pumps, radiators and other industrial applications.

应用领域APPLICATIONS

测量设备 Measurement equipment
机械仪器 Instruments
小型机械 Small machinery
电力发动机 Electric engines
泵 Pumps
散热器 Radiators

生产标准 STANDARD PRODUCTION

垫片法兰 Washer and flange DD12、DD13(酸洗板)&DC04(冷板) Q/BQB403–2003
螺母 Nuts: Class 8.8 螺丝 Screws: Class 8.8
天然橡胶/合成橡胶 Natural rubber NR/ synthetic rubber
表面处理 Surface treatment：镀锌 zinc
根据客户实际要求In accordance with the actual requirements of customers
刚度公差 Stiffness tolerance +/–15%

附加部分 ADDITIONAL PARTS

氯丁二烯橡胶 NEOPREN CR version

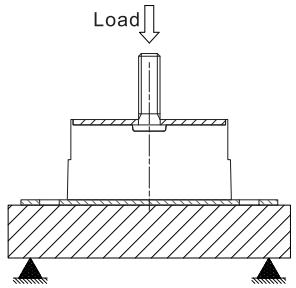

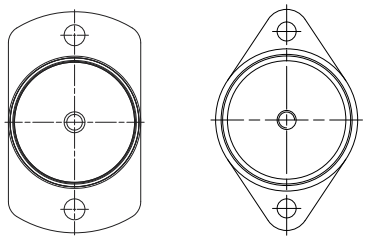

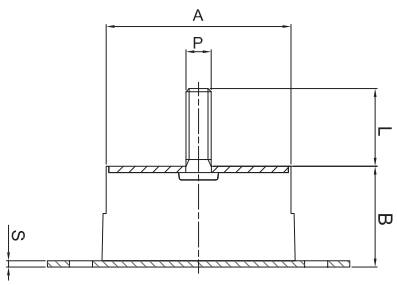

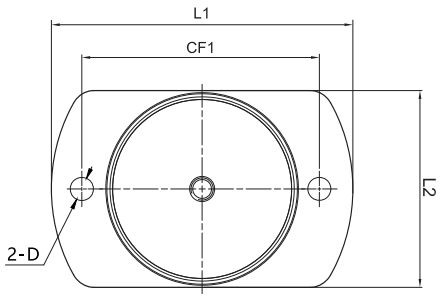

Type	Item	Hardness (IRHD)	A	B	L	P	2-D	CF1	L1	L2	S	Average Stiffness (daN/mm)	Max. Load (daN)	Max Dedflec. (mm)
VBL VBLS	7050K	50	70	50	37	M12	12	100	127	76	3	42,0	336,0	8,0
	7050M	60										60,0	480,0	8,0
	7050H	70										85,0	680,0	8,0
	8050K	50	80	50	37	M12	12	112	140	90	3	52,0	416,0	8,0
	8050M	60										75,0	600,0	8,0
	8050H	70										105,0	840,0	8,0

DBL/DBLS

DBL/DBLS系列减振器采用橡胶与金属粘接结构，能够有效隔离振动和降低噪音，提高设备运行稳定性，并保持良好的绝缘性能。适用于各类机械设备、仪器仪表、电机、水泵及散热设备等应用。

The DBL/DBLS mounts feature a bonded rubber–to–metal construction, providing effective vibration isolation and noise reduction while maintaining excellent insulation properties. They are suitable for machinery, instruments, electric motors, pumps, radiators and other industrial applications.



应用领域APPLICATIONS

测量设备 Measurement equipment
机械仪器 Instruments
小型机械 Small machinery
电力发动机 Electric engines
泵 Pumps
散热器 Radiators

生产标准 STANDARD PRODUCTION

垫片法兰 Washer and flange DD12、DD13(酸洗板)&DC04(冷板) Q/BQB403–2003
螺母 Nuts: Class 4 螺丝 Screws: Class 8.8
天然橡胶/合成橡胶 Natural rubber NR/ synthetic rubber
表面处理 Surface treatment：镀锌 zinc
根据客户实际要求In accordance with the actual requirements of customers
刚度公差 Stiffness tolerance +/–15%

附加部分 ADDITIONAL PARTS

氯丁二烯橡胶 NEOPREN CR version

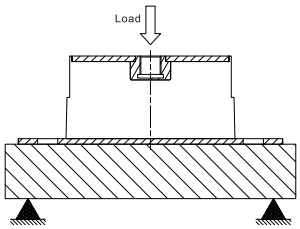

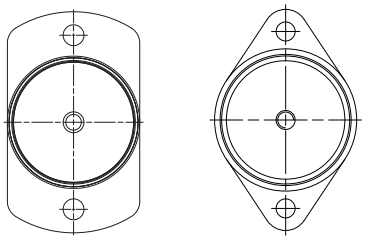

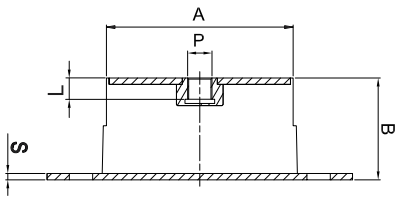

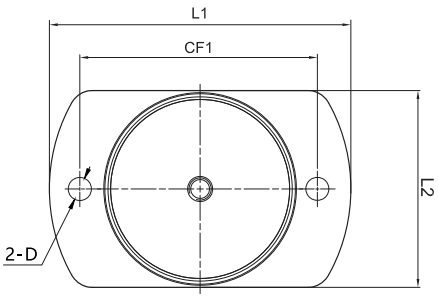

Type	Item	Hardness (IRHD)	A	B	L	P	2-D	CF1	L1	L2	S	Average Stiffness (daN/mm)	Max. Load (daN)	Max Dedflec. (mm)
DBL DBLS	7050K	50	70	50	12	M12	12	100	127	76	3	42,0	336,0	8,0
	7050M	60										60,0	480,0	8,0
	7050H	70										85,0	680,0	8,0
	8050K	50	80	50	12	M12	12	112	140	90	3	52,0	416,0	8,0
	8050M	60										75,0	600,0	8,0
	8050H	70										105,0	840,0	8,0

SW系列



本系列剪切压缩复合型减振垫（Shear Compression Mountings）采用高品质天然橡胶与高强度金属骨架通过硫化工艺制成。该产品结构设计，能够完美平衡并容纳大范围的水平位移与侧向运动。专为严苛工业环境打造，尤其广泛应用于建筑工程机械中的重型压实设备。我们精选的高等级抗疲劳橡胶配方，确保了减振垫在面对连续、高强度的机械激振力时，依然能够提供超长的使用寿命与稳定的阻尼特性。

This series of Shear Compression Mountings are crafted from high–quality natural rubber and a high–strength metal frame through a vulcanization process. The product's structural design perfectly balances and accommodates a wide range of horizontal displacements and lateral movements. Specifically designed for harsh industrial environments, it is widely used in heavy–duty compaction equipment in construction machinery. Our carefully selected high–grade anti–fatigue rubber formula ensures that the mountings provide an extended service life and stable damping characteristics even when faced with continuous, high–intensity mechanical excitation forces.

应用领域 APPLICATIONS

- 压实工程机械：振动压路机、平板夯、液压夯实机等重型路面施工设备。Compaction machinery: heavy-duty road construction equipment such as vibratory rollers, plate compactors, and hydraulic tamper machines.
- 大型振动筛分机：矿山、煤炭、等行业的高频振动筛及给料设备。Large vibrating screen: high–frequency vibrating screen and feeding equipment for mining, coal, and other industries.
- 通用工业机械：重型动力机组、大型风机、泵类等需要全方位隔振的工业设备。General industrial machinery: industrial equipment such as heavy–duty power units, large fans, and pumps that require comprehensive vibration isolation.

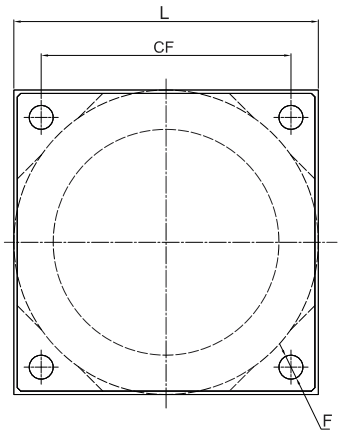

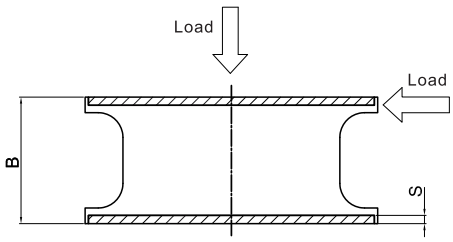

Type1

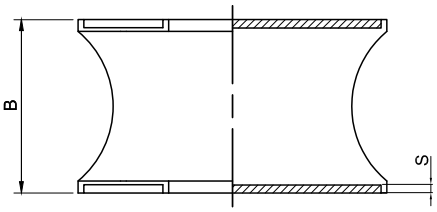

Type2

Item	Hardness (IRHD)	L	B	CF	F	S	Average Stiffness (daN/mm)	Max. Load (daN)	Average Shear Stiffness (daN/mm)	Max Shear Load (daN)	Type
SW150KM	55	150	65	120	11	5	130,0	1320,0	22,0	170,0	1
SW150MH	65						170,0	1650,0	27,0	215,0	1
SW177K	50	180	76	146	13	5	110,0	1600,0	14,0	130,0	1
SW177M	60				14		160,0	2100,0	25,0	234,0	1
SW176K	50	180	100	145	15	6	100,0	2100,0	15,0	150,0	1
SW176M	60						150,0	3150,0	28,0	278,0	1
SWA180KM	55	180	101	146	13	5	135,0	2835.0	20,0	200,0	2
SWA180MH	65						190,0	3990,0	30,0	300,0	2
SWA232KM	55	232	101	190	13	6	180,0	3780,0	28,0	336,0	2
SWA232MH	65						265,0	5565,0	40,0	480,0	2
SWA243KM	55	243	140	190	19	8	175,0	4025,0	26,0	390,0	2
SWA243MH	65						250,0	5750,0	38,0	570,0	2

SWS减振器



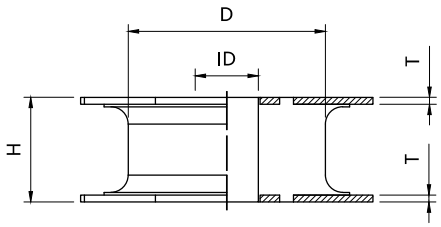

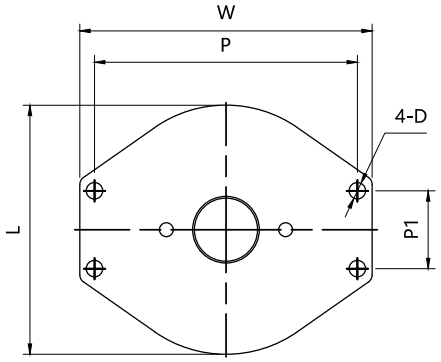

Item	Hardness (IRHD)	W	L	H	P	P1	4-D	D	ID	T	Average Stiffness (daN/mm)	Max. Load (daN)	Average Shear Stiffness (daN/mm)	Max Shear Load (daN)
SWS338KM	55	338	288	121	304	90	19	228	73	8	230,0	5060,0	49,0	539,0
SWS338MH	65										330,0	7260,0	70,0	770,0

SAW减振器



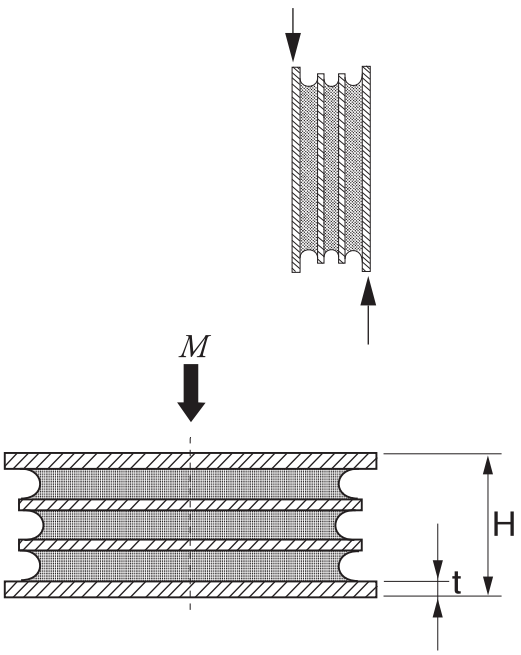

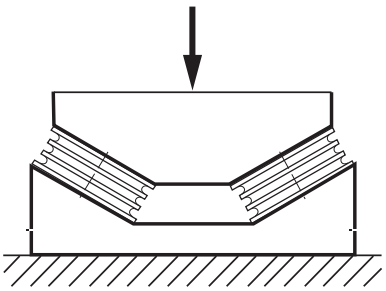

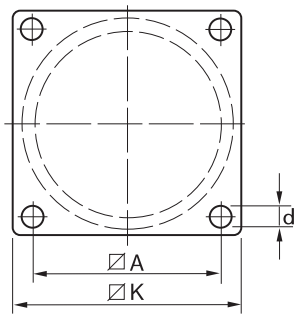

型号	尺寸（mm）					最大荷重Kg		重量
	A	B	C	d	t	40°IRH	60°IRH	Kg
SAW 125	118	148	52	13. 5	5	2250	4500	2. 6
SAW 150	136	166	63	13. 5	6	3750	7500	4. 1
SAW 200	184	220	82	17	8	6000	12000	9. 2
SAW 300	270	310	120	22	10	15000	30000	27. 0

ZAL

该系列用作各种机械的减震器。它们有各种尺寸，直径从8到200mm，载荷从500daN到4000daN。
Series of mounts utilised as support for various plant and machinery. They come in various size, from 8 to 200 mm diameter, with loads applied from 500 daN to 4.000 daN.

应用领域APPLICATIONS

发电机组 Gensets
发动机 Engines
加工机械 Tooling machinery
特种装备 Special equipments
泵 Pumps
供热通风与空调 HVAC

生产标准 STANDARD PRODUCTION

板&垫片 Plates & Washer DD12、DD13(酸洗板)&DC04（冷板）Q/BQB403–2003
螺母 Nuts: Class 4 螺丝 Screws: Class 4.8
其他金属部件 Other metal components：Y15Pb(37)
天然橡胶/合成橡胶 Natural rubber NR/ synthetic rubber
表面处理Surface treatment：镀锌 zinc
根据客户实际要求 In accordance with the actual requirements of customers

附加部分 ADDITIONAL PARTS

氯丁二烯橡胶/防油NBR NEOPREN CR and Anti–oil NBR version
不锈钢件 Stainless steel versio
高扭力螺丝和螺母 Screws and nuts higher class resistance version
根据客户的图纸特定螺丝长度
Screws specific length in accordance to customer's drawing



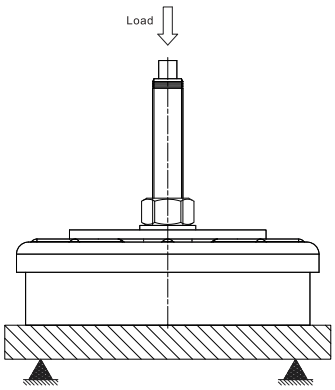

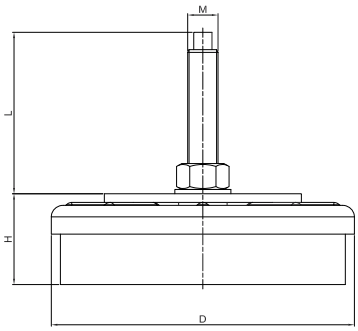

Item	Hardness (IRHD)	D	H min	H max	M	L min	L max	Average Stiffnessc (daN/mm)	Max Load (daN)	Max Deflec. (mm)
ZAL8035V120	80	80	35	46	M12X1,25	87	98	250	500	2,0
ZAL12040V120	80	120	40	51	M16X1,5	93	104	400	1000	2,5
ZAL16050V170	80	160	50	63	M20X1,5	125	138	900	2000	2,2
ZAL20060V170	80	200	60	73	M20X1,5	125	138	1500	4000	2,7

标准型减震器 1-VV

适合于各种应用，特别是弹性悬挂和振动标准型减震垫通常用于固定或弹性扣件设备。隔离的机器和各种机械，小型电机，水泵，风机，干衣机，压缩机，洗衣机，电动马达，测量设备等。安装简单，规格齐全，从8mm–150mm的外径尺寸能够满足各类需求。



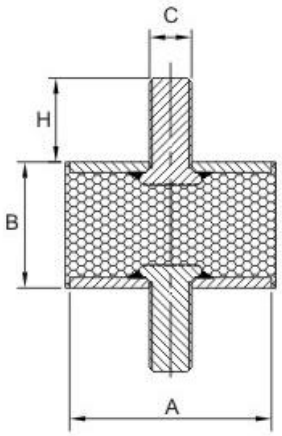

型号	A	B	C x H	平均压缩量橡胶硬度45I RHD daN/mm	平均压缩量橡胶硬度60I RHD daN/mm	平均压缩量橡胶硬度70I RHD daN/mm	最大适当压缩量mm
1008VV10	10	8	M4X10	3.8	7.2	11.3	1.6
1508VV10	15	8	M4X10	12.8	23.5	32.5	1.6
1510VV10	15	10	M4X10	8.6	14.7	21.1	1.8
1615VV10	16	15	M4X10	6.5	12.2	15.8	3.0
1885VV16	18	8.5	M6X16	17.2	32.5	45.0	1.7
2008VV18	20	8	M6X18	19.2	35.0	48.3	1.6
2015VV18	20	15	M6X18	7.5	14.2	19.2	3.0
2020VV18	20	20	M6X18	4.4	8.1	11.3	4.0
2025VV18	20	25	M6X18	3.0	5.5	7.7	5.0
2030VV18	20	30	M6X18	2.0	3.7	5.2	6.0
2510VV18	25	10	M6X18	27.8	53.3	73.3	2.0
2515VV18	25	15	M6X18	15.0	28.3	40.0	3.0
2520VV18	25	20	M6X18	10.0	18.1	24.4	4.0
2520VV20	25	20	M8X20	10.0	18.1	24.4	4.0
2522VV20	25	22	M8X20	8.0	15.0	20.0	4.4
2525VV18	25	25	M6X18	5.9	11.0	15.2	5.0
2525VV20	25	25	M8X20	5.9	11.0	15.2	5.0
2530VV18	25	30	M6X18	4.3	8.1	10.7	6.0
2530VV20	25	30	M8X20	4.3	8.1	10.7	6.0
2540VV20	25	40	M8X20	2.7	5.3	7.2	6.0
3015VV20	30	15	M8X20	20.0	37.3	51.8	3.0
3020VV20	30	20	M8X20	12.5	23.8	31.9	4.0
3025VV20	30	25	M8X20	8.1	11.2	15.4	5.0
3030VV20	30	30	M8X20	5.8	10.8	14.6	6.0
3035VV23	30	35	M8X23	5.8	10.8	14.6	6.0
3040VV20	30	40	M8X20	4.5	7.6	10.0	8.0
4020VV23	40	20	M8X23	25.6	48.1	66.3	4.0
4020VV25	40	20	M10X25	25.6	48.1	66.3	4.0
4025VV25	40	25	M10X25	18.1	33.8	46.2	5.0
4025VV28	40	25	M12X28	18.1	33.8	46.2	5.0
4028VV25	40	28	M10X25	14.6	27.1	37.1	5.6
4030VV23	40	30	M8X23	12.7	23.8	33.5	6.0
4030VV25	40	30	M10X25	12.7	23.8	33.5	6.0
4035VV23	40	35	M8X23	9.7	18.1	25.2	7.0
4035VV25	40	35	M10X25	9.7	18.1	25.2	7.0
4040VV23	40	40	M8X23	8.1	15.0	20.6	8.0
4040VV25	40	40	M10X25	8.1	15.0	20.6	8.0
4045VV25	40	45	M10X25	6.8	12.7	1.7	9.0
5020VV25	50	20	M10X25	56.7	106	146	4.0
5025VV25	50	25	M10X25	39.5	73.5	101.5	5.0
5030VV25	50	30	M10X25	27.2	50.0	69.2	6.0
5033VV25	50	33	M10X25	22.4	41.0	56.9	6.6
5035VV25	50	35	M10X25	19.7	36.7	50.3	7.0
5040VV25	50	40	M10X25	14.0	26.0	36.0	8.0
5045VV25	50	45	M10X25	11.0	20.5	28.5	9.0
5050VV25	50	50	M10X25	8.9	16.9	23.1	8.0
6025VV25	60	25	M10X25	61.0	113.5	157	5.0
6030VV25	60	30	M10X25	43.2	80.0	110.4	6.0
6030VV37	60	30	M12X37	43.2	80.0	110.4	6.0
6036VV25	60	36	M10X25	34.2	63.5	87.7	7.2
6036VV37	60	36	M12X37	34.2	63.5	87.7	7.2
6040VV25	60	40	M10X25	28.0	52.3	71.1	8.0
6040VV37	60	40	M12X37	28.0	52.3	71.1	8.0
6045VV25	60	45	M10X25	22.3	41.5	57.5	9.0
6045VV37	60	45	M12X37	22.3	41.5	57.5	9.0
6050VV37	60	50	M12X37	17.8	33.1	45.6	10.0
6535VV25	65	35	M10X25	43.0	80.0	110.7	8.0
6545VV37	65	45	M12X37	25.0	46.3	64.0	9.0
6550VV37	65	50	M12X37	19.1	35.1	48.9	10.0
7030VV25	70	30	M10X25	70.8	132.1	180.0	6.0
7030VV37	70	30	M12X37	70.8	132.1	180.0	6.0
7035VV25	70	35	M10X25	57.1	102.8	141.7	7.0
7035VV37	70	35	M12X37	57.1	102.8	141.7	7.0
7040VV25	70	40	M10X25	40.9	75.9	105.0	8.0
7040VV37	70	40	M12X37	40.9	75.9	105.0	8.0
7045VV25	70	45	M10X25	32.1	59.5	80.0	9.0
7045VV37	70	45	M12X37	32.1	59.5	80.0	9.0
7050VV25	70	50	M10X25	25.9	48.0	66.4	10.0
7050VV37	70	50	M12X37	25.9	48.0	66.4	10.0
7070VV25	70	70	M10X25	16.9	31.3	43.4	14
7070VV37	70	70	M12X37	16.9	31.3	43.4	14
7525VV37	70	25	M12X37	116.3	221.1	303.7	5
7540VV37	75	40	M12X37	44.1	82.4	113.5	8
7550VV37	75	50	M12X37	32.5	60.9	84.1	10
7555VV37	75	55	M12X37	25.5	48	66.1	11
8030VV35	80	30	M14X35	112.5	213.3	293.3	6
8040VV35	80	40	M14X35	60	112.1	155	8
8050VV35	80	50	M14X35	39.8	75	103.2	10
8060VV35	80	60	M14X35	26.7	50	68.5	12
10030VV44	100	30	M16X44	209.1	400	550	6
10040VV44	100	40	M16X44	115.6	209.4	289.1	8
10050VV44	100	50	M16X44	69	125	172.6	10
10055VV44	100	55	M16X44	57.4	106.4	146.8	11
10060VV44	100	60	M16X44	50	90.4	125	12
10075VV44	100	75	M16X44	32.1	56.7	78.4	15
15075VV44	150	75	M16X44	97	178.5	246.4	15

标准型减震器 2-VD

弹性元件: 橡胶
金属零件: 白色镀锌钢板UNI-ISO2081
适用环境: 40℃-70℃
用　　途: 离心机工业风机、各式泵体、电动马达、变频器和压缩机等转速在1200转/分钟以上的机械设备可以选用。



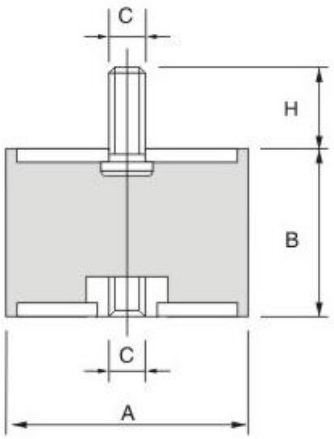

型号	A	B	C x H	平均压缩量橡胶硬度45I RHD daN/mm	平均压缩量橡胶硬度60I RHD daN/mm	平均压缩量橡胶硬度70I RHD daN/mm	最大适当压缩量mm
1008VD10	10	8	M4X10	4.0	7.3	10.3	1.6
1010VD10	10	10	M4X10	4.2	7.8	11	1.6
1615VD10	16	15	M4X10	4.6	8.5	11.8	3.0
2015VD18	20	15	M6X18	7.8	14.8	18.4	3.0
2020VD18	20	20	M6X18	4.5	8.4	11.6	4.0
2025VD18	20	25	M6X18	3.1	5.6	8.0	5.0
2030VD18	20	30	M6X18	2.1	3.8	5.3	6.0
2515VD18	25	15	M6X18	15.4	29.2	40.8	3.0
2520VD18	25	20	M6X18	10.3	18.8	25.0	4.0
2520VD20	25	20	M8X20	10.3	18.8	25.0	4.0
2522VD20	25	22	M8X20	8.2	15.6	20.6	4.4
2525VD18	25	25	M6X18	6.1	11.4	15.7	5.0
2525VD20	25	25	M8X20	6.1	11.4	15.7	5.0
2530VD18	25	30	M6X18	4.4	8.5	11.1	6.0
2530VD20	25	30	M8X20	4.4	8.5	11.1	6.0
3015VD20	30	15	M8X20	20.9	30.3	53.6	3.0
3020VD20	30	20	M8X20	13.1	22.4	33.1	4.0
3025VD20	30	25	M8X20	8.3	14.3	19.5	5.0
3030VD20	30	30	M8X20	6.0	11.2	15.0	6.0
3040VD20	30	40	M8X20	4.0	7.8	10.3	8.0
4020VD23	40	20	M8X23	26.3	49.4	68.1	4.0
4020VD25	40	20	M10X25	26.3	49.4	68.1	4.0
4025VD25	40	25	M10X25	18.6	34.8	47.6	5.0
4028VD25	40	28	M10X25	15.0	27.9	38.3	5.6
4030VD23	40	30	M8X23	13.1	24.6	34.2	6.0
4030VD25	40	30	M10X25	13.1	24.6	34.2	6.0
4035VD23	40	35	M8X23	10.0	18.4	25.8	7.0
4035VD25	40	35	M10X25	10.0	18.4	25.8	7.0
4040VD23	40	40	M8X23	8.3	15.3	21.1	8.0
4040VD25	40	40	M10X25	8.3	15.3	21.1	8.0
4045VD25	40	45	M10X25	8.3	15.3	21.1	9.0
5020VD25	50	20	M10X25	58.0	109.3	150.7	4.0
5025VD25	50	25	M10X25	40.5	75.5	104.5	5.0
5030VD25	50	30	M10X25	28.0	51.6	71.2	6.0
5040VD25	50	40	M10X25	14.3	26.9	37.1	8.0
5045VD25	50	45	M10X25	11.3	21.0	29.3	9.0
5050VD25	50	50	M10X25	9.1	17.3	23.8	10.0
6036VD25	60	36	M10X25	35.2	65.5	90.3	7.2
6036VD37	60	36	M12X37	35.2	65.5	90.3	7.2
6040VD25	60	40	M10X25	28.9	53.7	73.1	8.0
6040VD37	60	40	M12X37	28.9	53.7	73.1	8.0
6045VD25	60	45	M10X25	23.0	42.8	59.3	9.0
6045VD37	60	45	M12X37	23.0	42.8	59.3	9.0
6050VD37	60	50	M12X37	18.2	34.0	46.9	10.0
6535VD25	65	35	M10X25	44.3	82.3	114.0	7.0
6545VD37	65	45	M12X37	25.8	47.5	66.0	9.0
6550VD37	65	50	M12X37	19.6	36.2	50.2	10.0
7030VD25	70	30	M10X25	72.9	135.8	185.4	6.0
7035VD25	70	35	M10X25	53.1	105.9	145.9	7.0
7035VD37	70	35	M12X37	53.1	105.9	145.9	7.0
7040VD25	70	40	M10X25	42.1	78.2	107.9	8.0
7040VD37	70	40	M12X37	42.1	78.2	107.9	8.0
7045VD25	70	45	M12X37	33.1	61.3	82.3	9.0
7050VD25	70	50	M10X25	26.6	49.3	68.2	10.0
7050VD37	70	50	M12X37	26.6	49.3	68.2	10.0
7070VD25	70	70	M10X25	17.3	32.2	44.7	14.0
7540VD37	75	40	M12X37	45.3	84.7	116.8	8.0
7550VD37	75	50	M12X37	33.4	62.7	86.6	10.0
7555VD37	75	55	M12X37	26.1	49.4	68.0	11.0
8030VD35	80	30	M14X35	115.8	219.6	302.1	6.0
8040VD35	80	40	M14X35	61.8	115.3	159.7	8.0
8050VD35	80	50	M14X35	40.9	77.3	106.1	10.0
8050VD37	80	50	M12X37	40.9	77.3	106.1	10.0
8060VD35	80	60	M14X35	27.4	51.5	70.6	12.0
10040VD44	100	40	M16X44	118.8	215.6	296.9	8.0
10050VD44	100	50	M16X44	71.4	128.6	178.6	10.0
10055VD44	100	55	M16X44	58.5	109.6	151.1	11.0
10060VD44	100	60	M16X44	51.0	92.3	128.8	12.0
10075VD44	100	75	M16X44	32.8	58.2	80.6	15.0

标准型减震器 3-DD



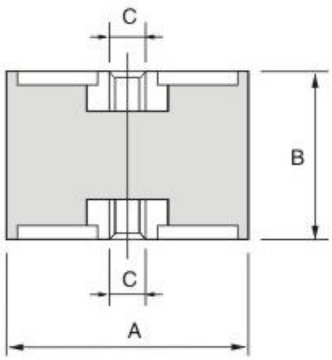

弹性元件: 橡胶
金属零件: 白色镀锌钢板UNI-ISO2081
适用环境: 40℃-70℃

用　　途: 离心机工业风机、各式泵体、电动马达、变频器和压缩机等转速在1200转/分钟以上的机械设备可以选用。

型号	A	B	C x H	平均压缩量 橡胶硬度 45I RHD daN/mm	平均压缩量 橡胶硬度 60I RHD daN/mm	平均压缩量 橡胶硬度 70I RHD daN/mm	最大适当压缩量 mm
2015DD06	20	15	M6	7.9	14.8	20.5	3.0
2020DD06	20	20	M6	4.6	8.6	11.8	4.0
2025DD06	20	25	M6	3.2	3.2	3.2	5.0
2030DD06	20	30	M6	2.2	3.8	5.4	6.0
2515DD06	25	15	M6	15.7	30.0	42.0	3.0
2520DD06	25	20	M6	10.5	19.4	25.6	4.0
2525DD06	25	25	M6	6.2	11.9	16.2	5.0
2530DD08	25	30	M8	4.8	8.9	11.5	6.0
3020DD08	30	20	M8	12.6	24.0	32.0	4.0
3030DD08	30	30	M8	6.1	11.5	15.4	6.0
3040DD08	30	40	M8	4.1	8.1	10.6	8.0
4020DD08	40	20	M8	26.7	50.8	73.3	4.0
4028DD08	40	28	M8	15.4	28.3	38.8	5.6
4028DD10	40	28	M10	15.4	28.3	38.8	5.6
4030DD08	40	30	M8	13.5	25.0	35.0	6.0
4030DD10	40	30	M10	13.5	25.0	35.0	6.0
4040DD08	40	40	M8	8.6	15.8	21.7	8.0
4040DD10	40	40	M10	8.6	15.8	21.7	8.0
4045DD10	40	45	M10	7.3	13.7	18.8	9.0
5025DD10	50	25	M10	36.2	66.7	91.9	5.0
5030DD10	50	30	M10	28.4	52.4	72.0	5.0
5040DD10	50	40	M10	14.6	27.1	37.7	8.0
5045DD10	50	45	M10	11.5	21.5	30.0	9.0
5050DD10	50	50	M10	9.3	17.8	24.2	10.0
6036DD10	60	36	M10	35.8	66.5	91.9	7.2
6036DD12	60	36	M12	32.6	60.6	83.8	7.2
6040DD10	60	40	M10	29.4	54.9	74.6	8.0
6040DD12	60	40	M12	29.4	54.9	74.6	8.0
6045DD10	60	45	M10	23.3	43.5	60.3	9.0
6045DD12	60	45	M12	23.3	43.5	60.3	9.0
6050DD12	60	50	M12	18.7	34.7	47.8	10.0
6545DD10	65	45	M10	26.3	48.5	67.0	9.0
6545DD12	65	45	M12	26.3	48.5	67.0	9.0
6550DD12	65	50	M12	20.0	36.7	51.1	10.0
7030DD10	70	30	M10	74.2	137.5	187.5	6.0
7030DD12	70	30	M12	74.2	137.5	187.5	6.0
7040DD10	70	40	M10	42.6	79.4	110.3	8.0
7040DD12	70	40	M12	42.6	79.4	110.3	8.0
7045DD10	70	45	M10	33.3	61.5	83.8	9.0
7045DD12	70	45	M12	33.3	61.5	83.8	9.0
7050DD10	70	50	M10	27.3	50.0	69.3	10.0
7050DD12	70	50	M12	27.3	50.0	69.3	10.0
7070DD10	70	70	M10	17.7	32.8	45.3	14.0
7070DD12	70	70	M12	17.7	32.8	45.3	14.0
7540DD12	75	40	M12	46.2	85.3	117.6	8.0
7550DD12	75	50	M12	34.1	63.6	88.6	10.0
7555DD12	75	55	M12	26.5	50.0	69.4	11.0
8040DD14	80	40	M14	62.9	117.6	161.8	8.0
8050DD12	80	50	M12	42.0	78.4	108.0	10.0
8050DD14	80	50	M14	42.0	78.4	108.0	10.0
8060DD14	80	60	M14	27.8	51.9	71.3	12.0
10040DD16	100	40	M16	121.9	218.8	303.1	8.0
10050DD16	100	50	M16	72.6	131.0	181.0	10.0
10055DD16	100	55	M16	59.6	110.6	153.2	11.0
10060DD16	100	60	M16	51.9	94.2	130.8	12.0
15075DD16	150	75	M16	60.4	108.2	150.7	15.0
15075DD20	150	75	M20	60.4	108.2	150.7	15.0

脚垫型减震器4-VE

脚垫系列减震垫对于各种机器物件的支撑点，
有效吸收垂直方向的力，以防止冲击和过载。



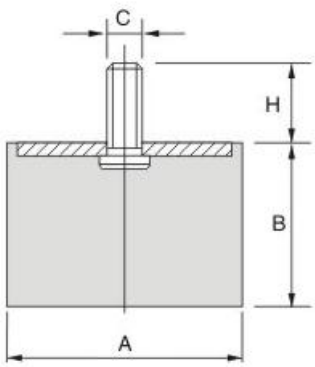

型号	A	B	C x H	平均压缩量橡胶硬度45l RHD daN/mm	平均压缩量橡胶硬度60l RHD daN/mm	平均压缩量橡胶硬度70l RHD daN/mm	最大适当压缩量mm
1413VE10	14	13	M4X10	4.5	6.9	9.5	2.6
1508VE10	15	8	M4X10	15.5	22.8	31.5	1.6
1610VE10	16	10	M4X12	10.8	16.2	22.4	2.0
1610VE12	16	10	M5X12	10.8	16.2	22.4	2.0
1615VE10	16	15	M4X10	5.5	8.0	11.2	3.0
2008VE18	20	8	M6X18	23.3	34.0	47.0	1.6
2012VE18	20	12	M6X18	13.3	19.8	27.3	2.4
2015VE18	20	15	M6X18	9.1	13.7	18.9	3.0
2020VE18	20	20	M6X18	5.2	7.8	10.7	4.0
2025VE18	20	25	M6X18	4.3	6.6	9.0	5.0
2030VE18	20	30	M6X18	2.9	4.1	5.8	6.0
2508VE18	25	8	M6X18	57.0	95.0	115.5	1.6
2508VE28	25	8	M8X20	57.0	95.0	115.5	1.6
2515VE18	25	15.	M6X18	18.1	27.7	38.8	3.0
2517VE18	25	17	M6X18	16.4	24.0	33.2	3.4
2520VE18	25	20	M6X18	12.6	18.6	25.2	4.0
2520VE20	25	20	M6X20	12.6	18.6	25.2	4.0
2522VE20	25	22	M8X20	9.7	14.5	19.4	4.4
2525VE18	25	25	M6X18	7.1	10.6	14.7	5.0
2530VE20	25	30	M8X20	5.2	7.7	10.3	6.0
3015VE20	30	15	M8X20	23.5	35.2	49.2	3.0
3017VE20	30	17	M8X20	19.3	28.54	39.3	3.4
3020VE20	30	20	M8X20	15.1	22.7	31.0	4.0
3025VE20	30	25	M8X20	10.1	15.5	21.0	5.0
3030VE20	30	30	M8X20	7.0	10.3	14.2	6.0
3040VE20	40	40	M8X20	5.4	7.9	10.9	8.0
4020VE23	40	20	M8X23	31.0	46.6	66.7	4.0
4020VE25	40	20	M10X25	31.3	46.6	66.7	4.0
4025VE25	40	25	M10X25	21.8	32.6	45.0	5.0
4027VE23	40	27	M8X23	18.4	27.3	37.3	5.4
4028VE25	40	28	M10X25	18.4	27.3	37.3	5.6
4030VE23	40	30	M8X23	15.5	23.3	32.3	6.0
4030VE25	40	30	M10X25	15.5	23.3	32.3	6.0
4035VE23	40	35	M8X23	11.8	17.5	24.4	7.0
4035VE25	40	35	M10X25	11.8	17.5	24.4	7.0
4040VE23	40	40	M8X23	9.7	14.6	19.9	8.0
4040VE25	40	40	M10X25	9.7	14.6	19.9	8.0
4045VE25	40	45	M10X25	8.3	12.5	17.2	9.0
5015VE25	50	15	M10X25	75.5	112.5	154.9	3.0
5020VE28	50	20	M10X25	68.6	102.2	141.0	4.0
5021VE25	50	21	M10X25	65.6	97.9	134.9	4.2
5025VE25	50	25	M10X25	48.1	71.4	98.6	5.0
5030VE25	50	30	M10X25	32.9	48.5	67.3	6.0
5040VE25	50	40	M10X25	17.0	25.2	34.9	8.0
5045VE25	50	45	M10X25	13.4	19.8	27.6	9.0
5050VE25	50	50	M10X25	10.9	16.3	22.5	10.0
6025VE25	60	25	M10X25	82.2	107.1	169.1	5.0
6030VE37	60	30	M12X27	58.1	85.3	117.7	6.0
6036VE25	60	36	M10X25	46.3	69.0	94.8	7.2
6036VE37	60	36	M12X37	46.3	69.0	94.8	7.2
6040VE25	60	40	M10X25	37.8	56.3	76.6	8.0
6040VE37	60	40	M12X37	37.8	56.3	76.6	8.0
6045VE25	60	45	M10X25	30.2	44.8	62.0	9.0
6045VE37	60	45	M12X37	30.2	44.8	62.0	9.0
6050VE37	60	50	M12X37	24.0	35.7	49.3	10.0
6055VE37	60	55	M12X37	19.7	29.3	40.2	11.0
6535VE25	65	35	M10X25	52.1	77.6	107.5	7.0
6550VE37	65	50	M12X37	23.3	34.2	47.3	10.0
7030VE25	70	30	M10X25	86.0	128.1	176.0	6.0
7030VE37	70	30	M12X37	86.0	128.1	176.0	6.0
7035VE25	70	35	M10X25	62.6	99.8	137.5	7.0
7035VE37	70	35	M12X37	62.6	99.8	137.5	7.0
7040VE25	70	40	M10X25	49.5	73.7	101.9	8.0
7040VE37	70	40	M12X37	49.5	73.7	101.9	8.0
7045VE25	70	45	M10X25	38.8	57.8	77.6	9.0
7045VE37	70	45	M12X37	38.8	57.8	77.6	9.0
7050VE25	70	50	M10X25	31.0	46.6	64.4	10.0
7050VE37	70	50	M12X37	31.0	46.6	64.4	10.0
7070VE25	70	70	M10X25	29.1	42.6	59.0	14
7070VE37	70	70	M12X37	29.1	42.6	59.0	14
7525VE37	75	25	M12X37	70.6	107.1	147.4	5
7540VE37	75	40	M12X37	42.6	76.8	104.8	8
7550VE37	75	50	M12X37	39.6	59.0	81.5	10
8030VE35	80	30	M14X35	82.2	124.2	170.7	6
8040VE35	80	40	M14X35	58.2	86.9	120.2	8
8050VE35	80	50	M14X35	38.8	58.2	79.9	10
8060VE35	80	60	M14X35	50.1	72.6	100.1	12
10030VE44	100	30	M16X44	142.8	285.9	385.7	6
10040VE44	100	40	M16X44	128.0	190.1	260.0	8
10050VE44	100	50	M16X44	108.6	161.8	223.5	10
10055VE44	100	55	M16X44	100.1	151.3	205.6	11
10060VE44	100	60	M16X44	89.2	131.9	182.0	12
100100VE44	100	100	M16X44	50.4	74.9	103.2	20

脚垫型减震器 VP



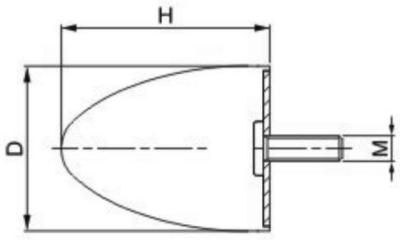

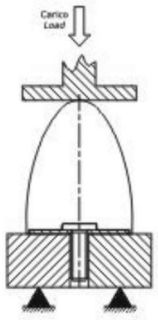

Item	D	H	MxI	Stiffness 45 IRHD (daN/mm)	Stiffness 60 IRHD (daN/mm)	Stiffness 70 IRHD (daN/mm)	Max static deflection (mm)
2425VP18	24	25	M6X18	3.2	5,6	11,4	5,0
2435VP18	24	35	M6X18	2,0	3,5	7,0	7,0
3030VP14	30	30	M6X14	2,9	4,9	9,9	6,0
3036VP14	30	36	M6X14	3.1	5,5	10,8	7,2
4530VP23	45	30	M8X23	7,5	12,8	12,8	6,0
5050VP23	50	50	M8X23	3,3	5,7	10,1	10,0
5050VP25	50	50	M10X25	3.3	5,7	10,1	10,0
5067VP33	50	67	M8X33	2,8	4,9	9,8	13,4
6060VP37	60	60	M12X37	7.6	13,0	26,3	12,0
10083VP44	100	83	M16X44	17,2	29,4	59,3	16,6
10095VP31	100	95	M12X31	5,5	9,4	28,3	19,0
10095VP44	100	95	M16X44	5,5	9,4	28,3	19,0
100120VP31	100	120	M12X31	4,1	7,0	21,0	24,0
100120VP44	100	120	M16X44	4,1	7,0	21,0	24,0

特殊型减震器 VVO



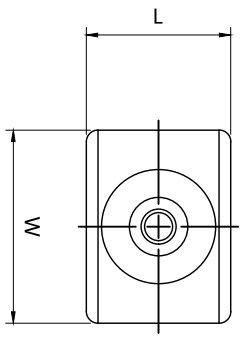

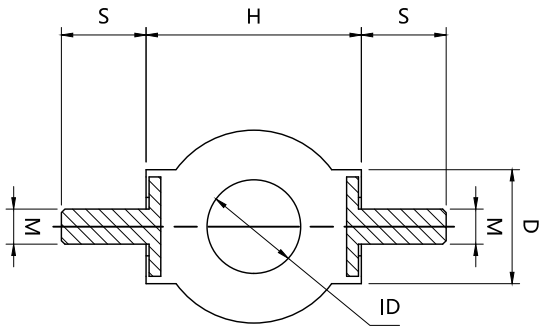

Item	Hardness (IRHD)	W	L	H	M	S	D	ID	Average Stiffness (daN/mm)	Max. Load (daN)	Max Dedflec. (mm)
VVO2537K	50	33	25	37	6	15	20	16	2.0	8.0	4
VVO2537M	60								3.0	12.0	4
VVO2537H	70								4.0	16.0	4

标准型减震器 G_1–GVV



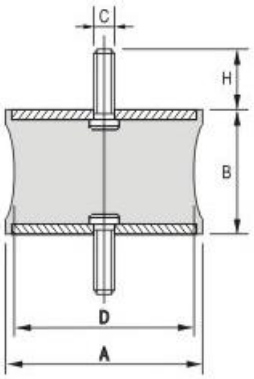

型号	A	B	D	CxH
1015GVV410	10	15	6	M4x10
2020GVV618	20	20	14.5	M6x18
252010GVV618	25	20	10	M6x18
2518GVV618	25	18	18.5	M6x18
252018GVV618	25	20	18	M6x18
302017GVV823	30	20	17	M8x23
302024GVV823	30	20	24	M8x23
403015GVV823	40	30	15	M8x23
4030203GVV823	40	30	20	M8x23
403027GVV823	40	30	27	M8x23
6060GVV1025	60	60	50	M10x25

标准型减震器 G_2–GVD



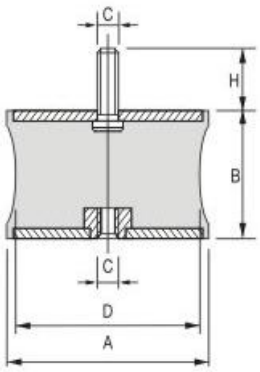

型号	A	B	D	CxH
1015GVD10	10	15	6	M4x10
2020GVD618	20	20	14.5	M6x18
252010GVD618	25	20	10	M6x18
2518GVD618	25	18	18.5	M6x18
252018GVD618	25	20	18	M6x18
302017GVD823	30	20	17	M8x23
302024GVD823	30	20	24	M8x23
403015GVD823	40	30	15	M8x23
4030203GVD823	40	30	20	M8x23
403027GVD823	40	30	27	M8x23
6060GVD1025	60	60	50	M10x25

标准型减震器 G_3–GDD



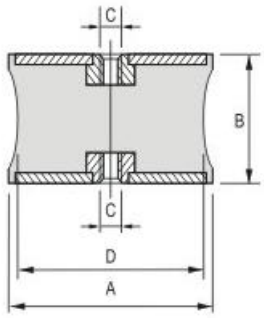

型号	A	B	D	CxH
1015GDD10	10	15	6	M4
2020GDD618	20	20	14.5	M6
252010GDD618	25	20	10	M6
2518GDD618	25	18	18.5	M6
252018GDD618	25	20	18	M6
302017GDD823	30	20	17	M8
302024GDD823	30	20	24	M8
403015GDD823	40	30	15	M8
4030203GDD823	40	30	20	M8
403027GDD823	40	30	27	M8
6060GDD1025	60	60	50	M10

标准型减震器 GVVS

GVVS系列标准型减震器**采用高品质天然橡胶或氯丁橡胶与金属螺栓（镀锌碳钢或SUS304不锈钢）硫化粘接而成。该产品采用双头螺栓设计，安装简便、规格齐全，主要用于轴向和径向的隔振与缓冲。它通过提供不同的橡胶硬度来精准匹配各种刚度和承载需求，广泛适用于小型电机、水泵、风机、压缩机及测量设备等各类机械的弹性悬挂与振动隔离。



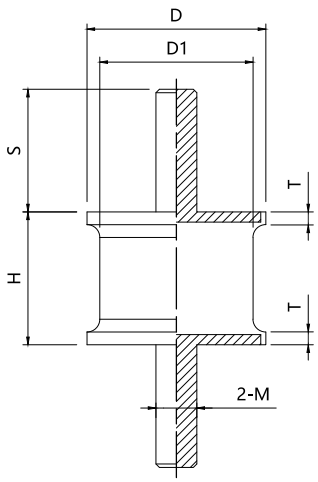

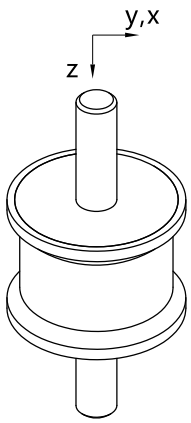

材质可选	
橡胶	金属
天然橡胶	碳钢:镀锌/环保彩锌
	SUS304不锈钢
氯丁橡胶	碳钢:镀锌/环保彩锌

Item	Hardness (IRHD)	D	D1	H	2-M	S	T	Average Stiffness. z (N/mm)	Max. Load. z (N)	Max. Load. y.x (N)	rigidity ratio zy/zx
GVVS1216	KM	12	10	16	M5	12	2	25	66	15	0.2
	H							41	110	25	0.2
GVVS1515	KM	15	12	15	M5	15	2	44	96	20	0.2
	H							74	160	34	0.2
GVVS2015	KM	20	15	15	M6	15	2	78	170	41	0.15
	H							130	280	69	0.15
GVVS2020	KM	20	15	20	M6	15	2	47	110	29	0.19
	H							78	180	49	0.19
GVVS2518	KM	25	20	18	M6	18	2.3	120	290	59	0.16
	H							200	490	98	0.16
GVVS2527	KM	25	20	27	M6	18	2.3	56	190	35	0.2
	H							93	310	59	0.2
GVVS3018	KM	30	25	18	M8	24	2.3	190	530	100	0.16
	H							310	890	170	0.16
GVVS3026	KM	30	25	26	M8	24	2.3	84	370	72	0.19
	H							140	610	120	0.19
GVVS3526	KM	35	30	26	M8	24	2.3	140	590	150	0.17
	H							240	980	250	0.17
GVVS4025	KM	40	34	25	M8	24	2.3	200	1090	220	0.17
	H							340	1810	360	0.17

标准型减震器 GVB

GVB系列标准型减震器**采用高品质天然橡胶或氯丁橡胶与金属螺栓（镀锌碳钢或SUS304不锈钢）硫化粘接而成。该产品采用一头螺栓和底板设计，安装简便、规格齐全，主要用于轴向和径向的隔振与缓冲。它通过提供不同的橡胶硬度来精准匹配各种刚度和承载需求，广泛适用于小型电机、水泵、风机、压缩机及测量设备等各类机械的弹性悬挂与振动隔离。



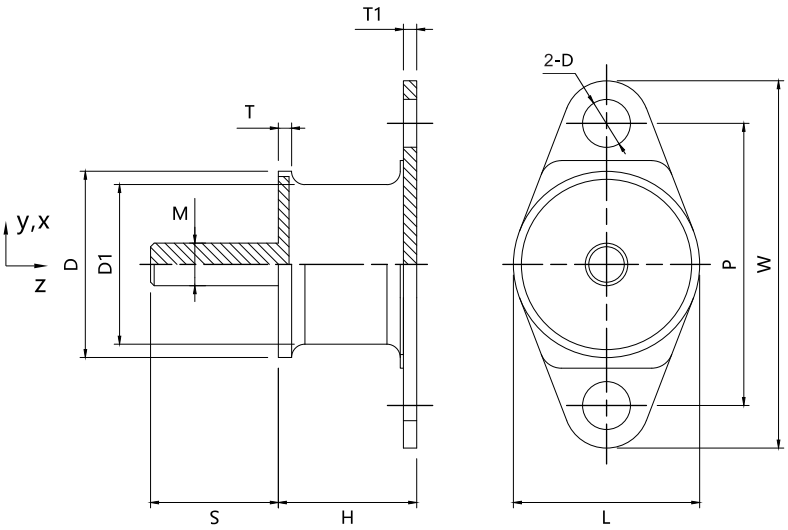

材质可选	
橡胶	金属
天然橡胶	碳钢:镀锌/环保彩锌
	SUS304不锈钢
氯丁橡胶	碳钢:镀锌/环保彩锌

Item	Hardness (IRHD)	D	D1	H	M	S	T	T1	2-D	P	W	L	Average Stiffness. z (N/mm)	Max. Load. z (N)	Max. Load. y.x (N)	rigidity ratio zy/zx
GVB2015	KM	20	15	15	M6	15	2	2	7	36	49	20	78	170	41	0.15
	H												130	280	69	0.15
GVB2020	KM	20	15	20	M6	15	2	2	7	36	49	20	47	110	29	0.19
	H												78	180	49	0.19
GVB2518	KM	25	20	18	M6	18	2.3	2. 3	7	42	56	25	120	290	59	0.16
	H												200	490	98	0.16
GVB2527	KM	25	20	27	M6	18	2.3	2. 3	7	42	56	25	56	190	35	0.2
	H												93	310	59	0.2
GVB3018	KM	30	25	18	M8	24	2. 3	2. 3	7	48	62	30	190	530	100	0.16
	H												310	890	170	0.16
GVB3026	KM	30	25	26	M8	24	2. 3	2. 3	7	48	62	30	84	370	72	0.19
	H												140	610	120	0.19
GVB3526	KM	35	30	26	M8	24	2. 3	2. 3	9	53	69	35	140	590	150	0.17
	H												240	980	250	0.17
GVB4025	KM	40	34	25	M8	24	2. 3	2. 3	9	60	76	40	200	1090	220	0.17
	H												340	1810	360	0.17

VVH六边形橡胶减震器



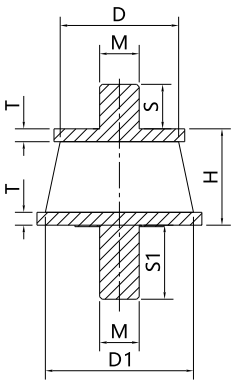

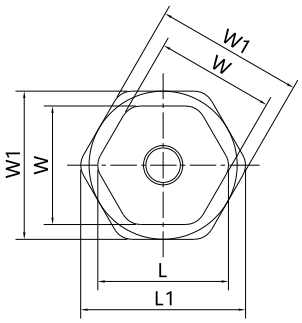

Item	Hardness (IRHD)	W	W1	H	D	D1	M	S	S1	L	L1	T	Average Stiffness (daN/mm)	Max. Load (daN)	Max Dedflec. (mm)
VVH2430M	60	24	30	19	24	30	M8	9	15	26	33	2.6	18	72	4

GVDS型橡胶减震器



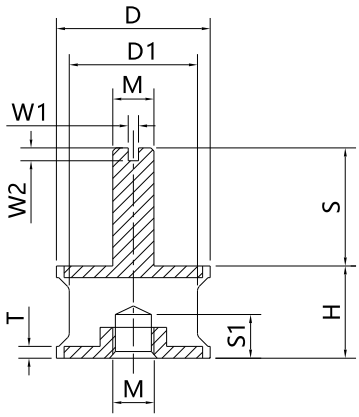

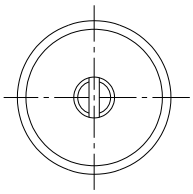

Item	Hardness (IRHD)	D	D1	H	M	S	S1	W1	W2	T	Average Stiffness (daN/mm)	Max. Load (daN)	Max Dedflec. (mm)
GVDS4025M	60	40	34	25	M8	33	7.2	1.2	1.5	2.5	34	136	4

GDB型橡胶减震器



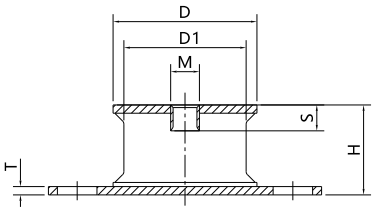

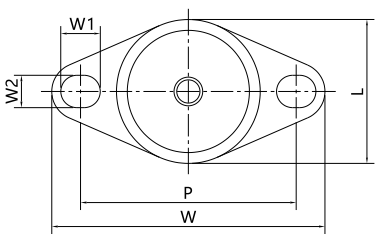

Item	Hardness (IRHD)	D	D1	H	M	S	P	W	W1	W2	L	T	Average Stiffness (daN/mm)	Max. Load (daN)	Max Dedflec. (mm)
GDB4025M	60	40	34	25	M8	7	60	76	11	9	40	2.5	34	136	4

标准型防震垫SPR/SPRU



产品简介

此类工业橡胶防震垫是一种用于机械设备减振、降噪及防滑支撑的通用型隔振产品，采用高品质天然橡胶（NR）或氯丁橡胶（CR）经高温硫化工艺制造而成。产品表面采用正反交叉条纹式结构设计，可有效提高摩擦力与缓冲性能，降低设备运行过程中产生的振动与噪音传递。
该防震垫无需复杂安装，可根据设备尺寸自由裁切，直接铺设于设备底部使用，也可配合粘接固定。产品具备良好的弹性、承载能力及耐疲劳性能，可有效减少设备与地面之间的共振，提高设备运行稳定性并延长设备使用寿命。
根据不同使用环境，可选用天然橡胶材质以获得更优异的弹性与减振效果，或选用氯丁橡胶材质以满足耐油、耐候及抗老化等工况需求。广泛应用于发电机、空压机、水泵、风机、HVAC设备、工程机械及各类工业自动化设备的隔振领域。

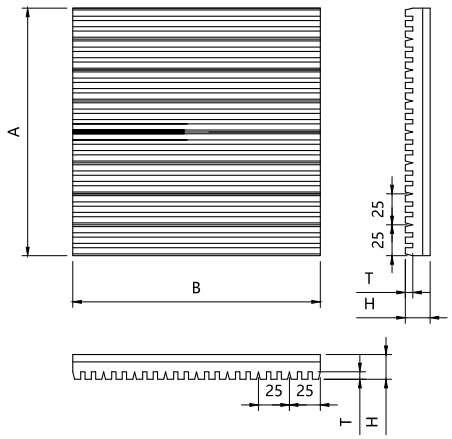

SPRU通孔型

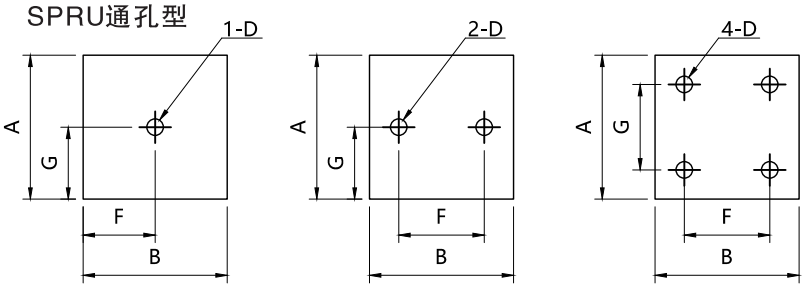

type		指定尺寸	指定尺寸	孔径指定尺寸
Item	H	A.B	F.G	D
SPRU	10	50-300	25~275	10~20
	20			

Item	T	A	B	H	Applicable Load (N)		Average Stiffness (N/mm)	
					Hardness 50 IRHD	Hardness 70 IRHD	Hardness 50 IRHD	Hardness 70 IRHD
SPR	10	50	50	4	355~613	613~1275	488	1095
			150		1066~1839	1839~3825	1465	3284
			300		2133~3677	3677~3649	2930	6567
		100	100		1422~2452	2452~5099	1953	4378
			200		2844~4903	4903~10199	3906	8756
			300		4266~7355	7355~15298	5859	13134
		150	150		3199~5518	5516~11474	4394	9851
		200	200		5688~9807	9807~20398	9812	17512
		300	300		12798~22065	22065~45895	17577	39402
	20	50	50	6	294~882	529~1872	196	451
			150		882~2646	1588~5615	588	1352
			300		1764~5292	3175~11231	1176	2705
		100	100		1176~3528	2117~7487	784	1803
			200		2352~7056	4234~14974	1568	3606
			300		3528~10584	6350~22462	2352	5410
		150	150		2646~7938	4763~16846	1764	4057
		200	200		4704~14112	8467~29949	3136	7213
		300	300		10584~31752	19051~67385	7056	16229

SPR橡胶弹簧



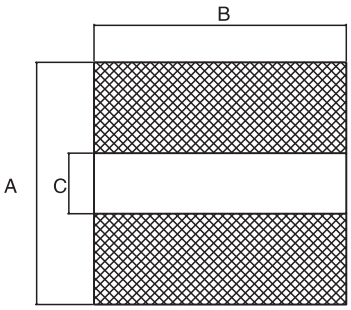

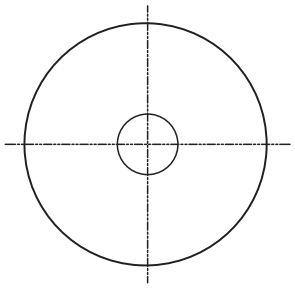

Ttem	A	B	C	stiffness daN/mm	Optimal load daN
SPR240	240	250	60	110	1100
SPR260	200	260	70	90	900

TES重型设备减振器



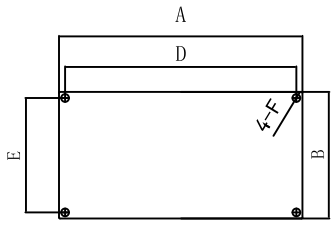

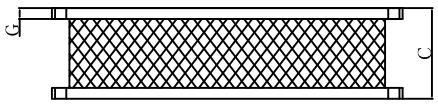

Ttem	A	B	C	D	E	F	G	Optimal load daN
TES500	500	260	100	475	235	16	12	10000



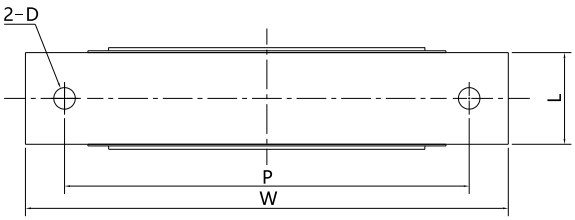

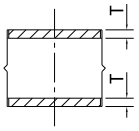

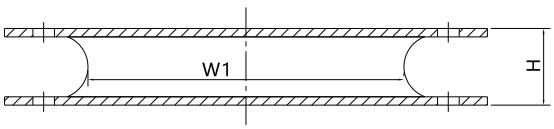

Item	Hardness (IRHD)	W	W1	L	H	P	2-D	T	Average Stiffness (daN/mm)	Max Load (daN)	Max Dedflec (mm)
TES29055M	60	290	190	55	46	243	13	5	210	1050	5

TE缓冲器



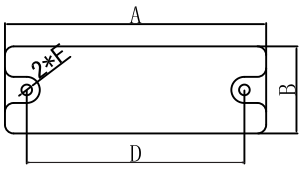

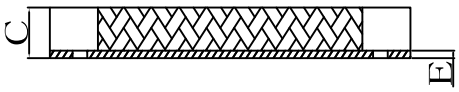

Ttem	A	B	C	D	E	F	G	Optimal load daN
TE250	250	100	34	200	4	17*13	–	800
TE300	300	100	27	250	4	12.2*12.2	–	1200
TE500	500	140	25	470	4	17*9	–	1500



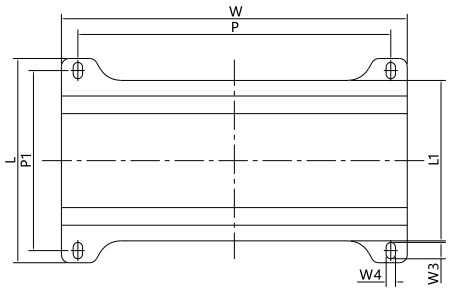

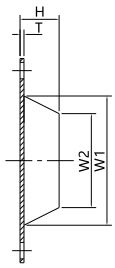

Item	Hardness (IRHD)	W	L	H	P	P1	W1	W2	W3	W4	T	Average Stiffness (daN/mm)	Max Load (daN)	Max Dedflec (mm)
TE44261MH	65	442	261	50	400	230	165	120	21	12	5	800	6400	8



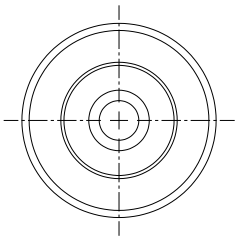

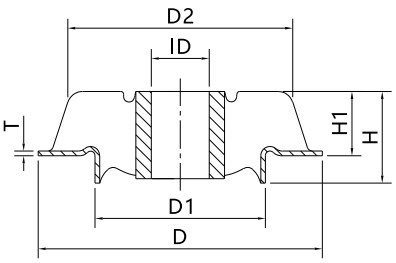

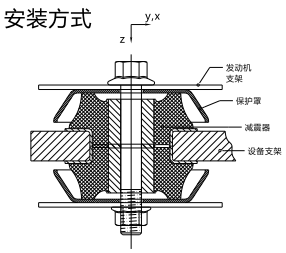

Item	Hardness (IRHD)	D	D1	D2	H	H1	ID	T	Average Stiffness (daN/mm)	Max Load (daN)	Max Dedflec (mm)
TE16066MH	65	160	100	120	66	48	25	3	740	2960	4
TE18660MH	65	186	111	147	60	42	38	3	940	5050	6

压缩机减振器CNS

此类橡胶减震垫用于空气压缩机、制冷压缩机、工程机械等设备，具有高负载能力、良好的弹性、韧性和耐磨损性，有效降低设备运行时的噪音和振动，提高设备的稳定性和效率，保护压缩机并延长其使用寿命，轴向到径向刚度比1:1.

This type of rubber shock absorber pad is used in equipment such as air compressors, refrigeration compressors, and construction machinery. It has high load capacity, good elasticity, toughness, and wear resistance, effectively reducing noise and vibration during equipment operation, improving equipment stability and efficiency, protecting compressors and extending their service life. The axial to radial stiffness ratio is 1:1



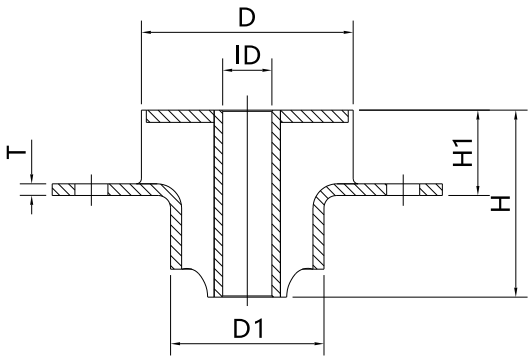

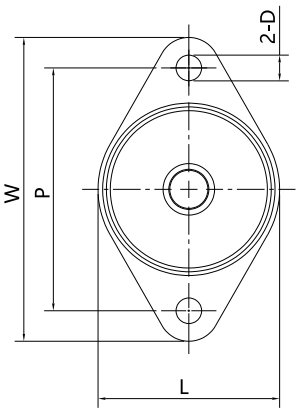

Item	Hardness (IRHD)	D	D1	H	H1	ID	P	W	L	2-D	T	Average Axial Stiffness (daN/mm)	Max Load (daN)	Max Dedflec (mm)
CNS8676H	70	86	63	76	35	20	127	159	95	13	5	160	800	5
CNS116101H	70	116	82	101	38	27	152	190	120	17	6	312	1560	5

压缩机减振器DB



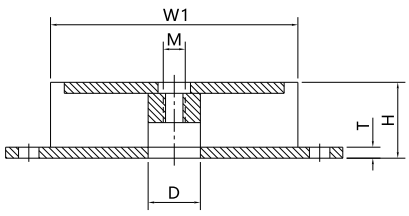

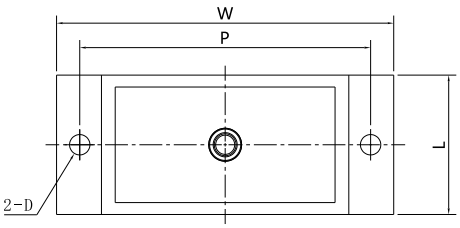

Item	Hardness (IRHD)	W	W1	H	L	M	D	P	2-D	T	Average Stiffness (daN/mm)	Max Load (daN)	Max Dedflec (mm)
DB18441KM	55	184	135	41	76	M12	28	159	11	6	178	890	5
DB18441MH	65										285	1425	5
DB18441X	80										500	2500	5

压缩机减振器VDH



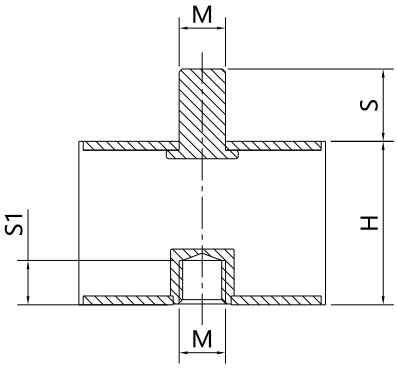

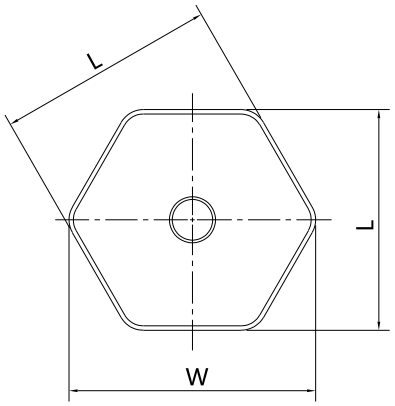

Item	Hardness (IRHD)	W	L	H	M	S	S1	-	Average Stiffness (daN/mm)	Max. Load (daN)	Max Dedflec. (mm)
VDH8576K	50	85	76	56	M16	25	16.5	-	39	196	5
VDH8576M	60								58	290	5
VDH8576X	80								125	625	5

压缩机减振器TE



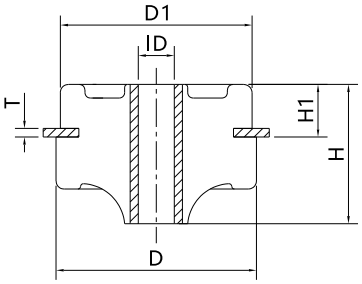

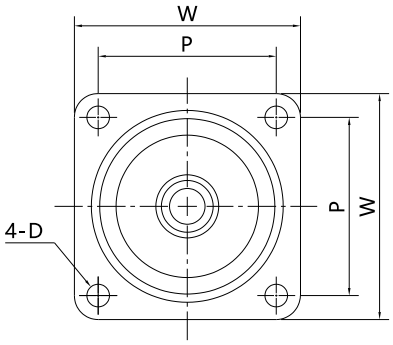

Item	Hardness (IRHD)	D	D1	H	H1	ID	W	P	4-D	T	Average Stiffness (daN/mm)	Max Load (daN)	Max Dedflec (mm)
TE7351W	40	73	70	51	19	13	82	65	8	3	18	90	5

压缩机减振器PSPS



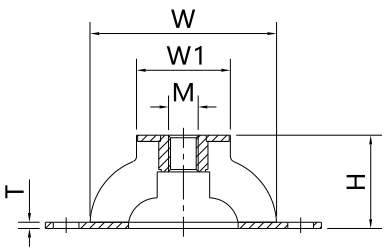

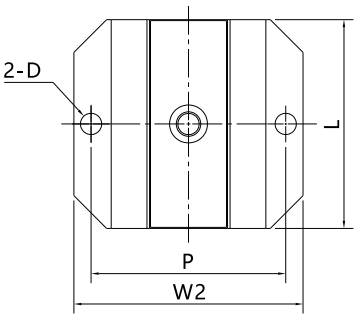

Item	Hardness (IRHD)	W	W1	W2	H	L	M	P	2-D	T	Average Stiffness (daN/mm)	Max Load (daN)	Max Dedflec (mm)
PSPS7538W	40	75	38	112	38	102	1/2-13 UNC-2B	95	10	2.5	15	75	5

TB型橡胶减震器



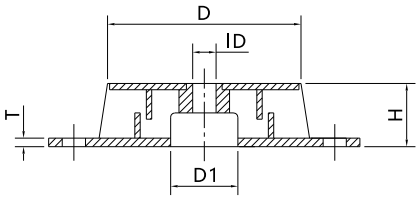

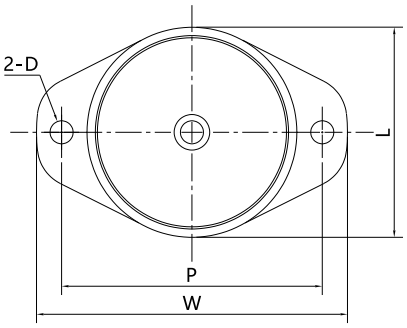

Item	Hardness (IRHD)	D	D1	H	ID	P	W	L	2-D	T	Average Stiffness (daN/mm)	Max Load (daN)	Max Dedflec (mm)
TB10030KM	55	92	32	30	11	124	148	100	11	4	350	1750	5

DB型橡胶减震器



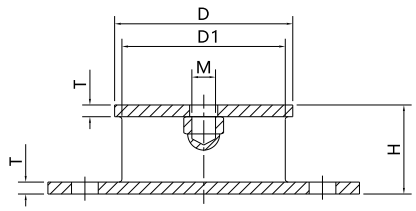

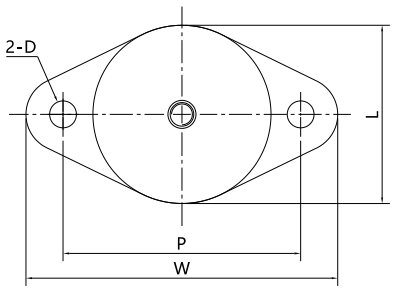

Item	Hardness (IRHD)	D	D1	H	M	P	W	L	2-D	T	Average Stiffness (daN/mm)	Max Load (daN)	Max Dedflec (mm)
DB12060H	70	120	110	60	M16	160	210	120	18	8	181	1600	9

DDB型橡胶减震器



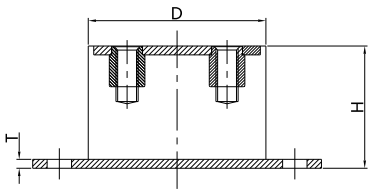

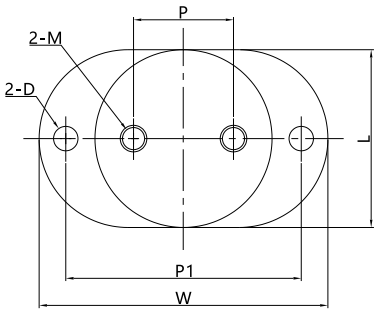

Item	Hardness (IRHD)	D	H	P	P1	W	L	2-M	2-D	T	-	Average Stiffness (daN/mm)	Max Load (daN)	Max Dedflec. (mm)
DDB8055M	60	80	55	45	106	130	80	M10	11	4	-	55	275	5
DDB10055M	60	100	55	50	126	150	100	M10	11	4	-	120	600	5

EM型橡胶减震器



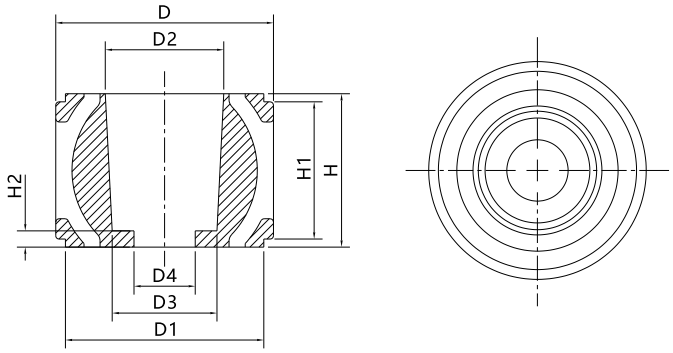

Item	Hardness (IRHD)	D	H	H1	H2	D1	D2	D3	D4	Average Stiffness (daN/mm)	Max Load (daN)	Max Dedflec. (mm)
EM13595MH	65	135	95	85	10	123	74	65	38	400	2000	5



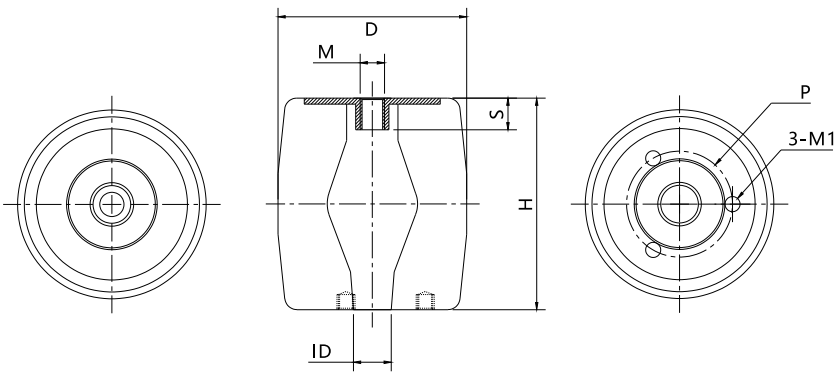

Item	Hardness (IRHD)	D	H	M	S	ID	P	3-M1	Average Stiffness (daN/mm)	Max Load (daN)	Max Dedflec. (mm)
EM125140M	60	125	140	M16	21	25	70	M10	31	800	26



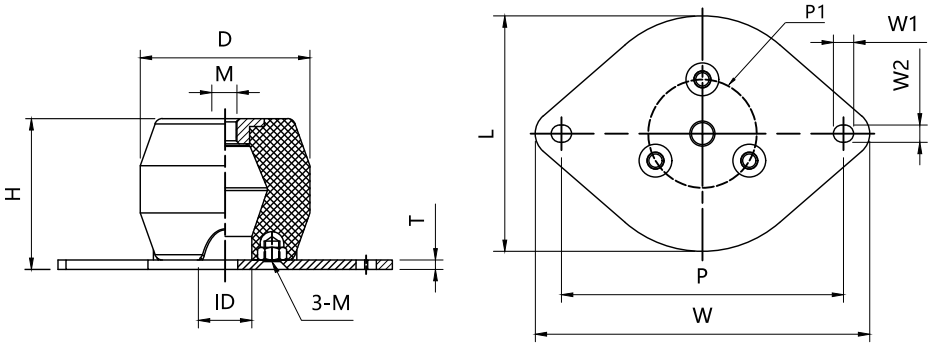

Item	Hardness (IRHD)	D	H	M	ID	P	3-M	T	L	W	W1	W2	P1	Average Stiffness (daN/mm)	Max Load (daN	Max Dedflec. (mm)
EM10890K	50	108	96	M16	34	180	M10	6	150	213	13	11	69	18.5	259	14
EM10890M	60													27.5	385	14



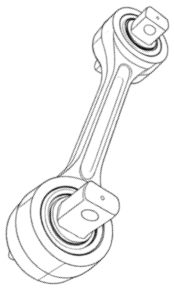

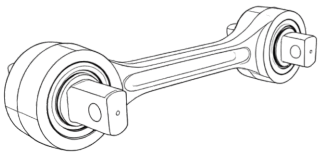

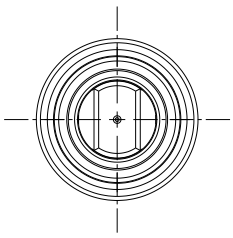

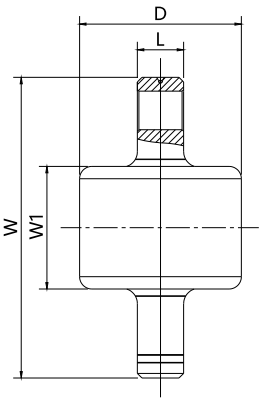

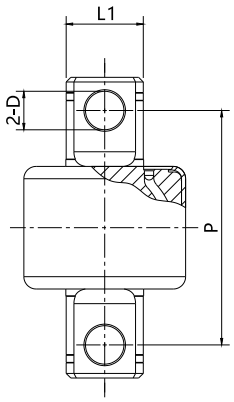

Item	Hardness (IRHD)	D	W	W1	L	L1	P	2-D	Average Stiffness (daN/mm)	Max Load (daN)	Max Dedflec. (mm)
EM105195MH	65	105	195	79.5	30	50	152	25	1500	3000	2

PC构件生产线缓冲器



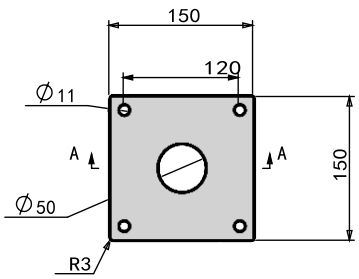

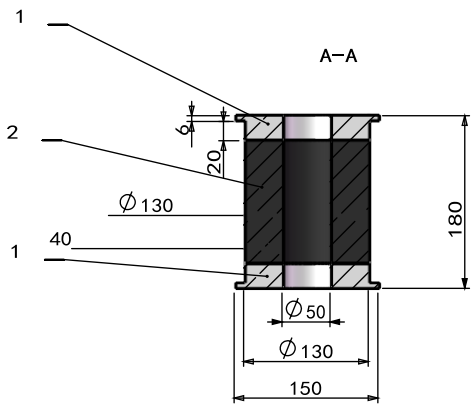

Item	Qty	Description	Material	Average Stiffness (daN/mm)	Max. Load (daN)	Max Dedflec. (mm)
1	2	金属法兰安装件	Q235碳钢	1000	10000	10
2	1	弹性单元	天然橡胶			

PDA型橡胶式减震器

自然频率：
1、轴向7HZ 2、径向3–5HZ
产品优点：
1、对于1500rpm的设备，仿真效率大于90%
2、在允许负荷范围内高度保持恒定
3、简单适宜安装
4、产品经过400小时盐雾试验



主要用途：
1、排送风机、水泵、空调设备
2、空气压缩机，发电机组
3、各类重型机械设备

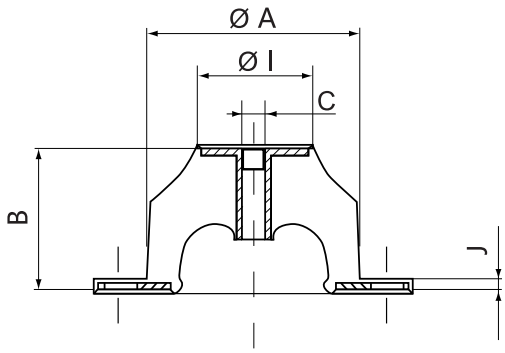

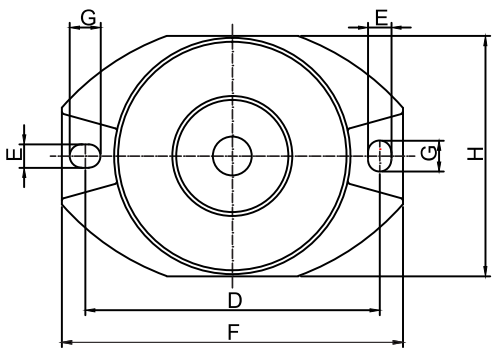

Item	Hardness IRHD	Optimal load daN	ϕA	B	C	D	E	F	G	H	ϕI	J
PDA603810W	40	20	60	38	M8 M10	76	6	90	8	64	32	2
PDA603810M	60	40										
PDA603810H	70	60										
PDA1004010W	40	150	100	40	M10	124	10,2	152	16,2	104	68	3
PDA1004010M	60	200										
PDA1004010H	70	250										

PDR型橡胶式减震器

简单的结构设计，加金属零件的配合，便于安装。
天然橡胶，提供相对大静态扰度。
在振动频率的15赫兹（900转）工作环境下具良好的减振效果–减掉90%振动。
负荷能力范围12公斤到1200公斤。
可用于供热、通风和空调设备；水泵、风机、压缩机、控制柜。

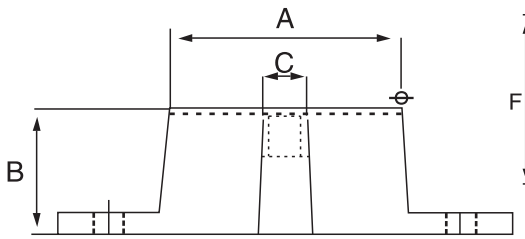

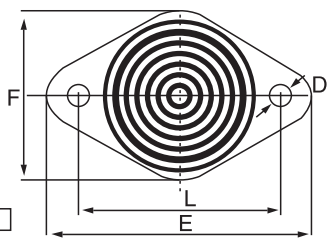



Item	A	B	C	D	E	F	L	Max static deflection (mm)	Optimal load daN		
									40IRHD	60IRHD	75IRHD
PDR-1	30	38	M8	M8	81	41	60	4	12	25	30
PDR-2	44	48	M10	M10	98	59	76	4	30	60	80
PDR-3	60	71	M12	M10	143	86	105	6	70	120	180
PDR-4	86	70	M10	M10	159	102	127	10	190	370	500
PDR-5	108	60	M16	M12	212	132	165	10	400	800	1200

TE轴套保护器



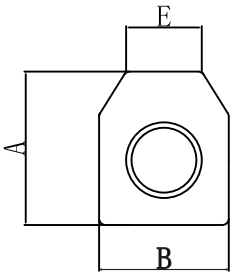

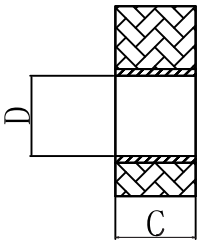

Ttem	A	B	C	D	E	Optimal load daN
TE142	142	120	60	60	70	800

PSP钟型减振器



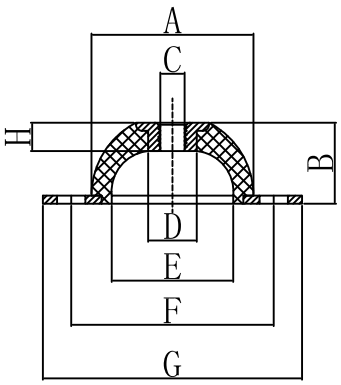

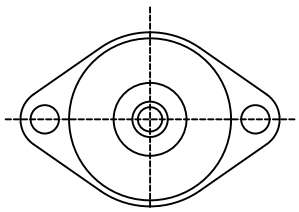

Ttem	A	B	C	D	E	F	G	H	最大承载Maximun Load KG		
									40°	60°	75°
PSP40	40	20	M6	12	30	52	64	7	4	8	11
PSP60	60	38	M6	14	34	76	90	6.5	15	25	45
PSP80	80	38	M8	25	65	100	120	8.2	75	110	150
PSP100	100	40	M10	20.5	56	110	136	11.5	90	160	220
PSP150	150	40	M14	34	115	182	214	12	130	250	350
PSP200	200	45	M18	35	140	240	280	14.5	500	825	1250

PSPS钟型减震器



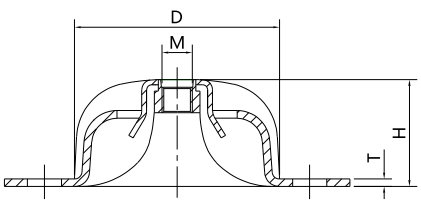

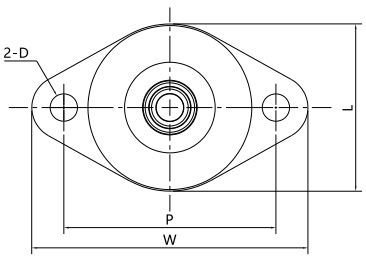

Item	Hardness (IRHD)	D	H	W	L	M	P	2-D	T	Average Stiffness (daN/mm)	Max Load (daN)	Max Dedflec (mm)
PSPS8142M	60	81	42	136	83	M12	105	13	3	130	420	3

TU吊装减振器——用于管道和天花板的整体装配吊装



- 吊装热空气管。
- 吊装个体风机或者分布的管道。
- 吊装单个的连续气流的热空气发生器。
- 吊装完整的空调设备。

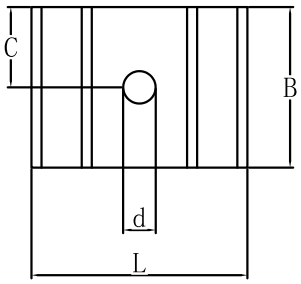

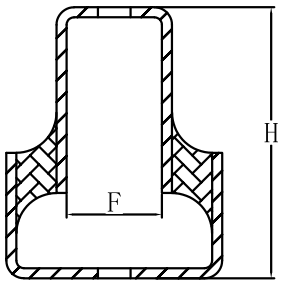

Item	Hardness (IRHD)	B	L	H	F	C	d	Max. Load (daN)
TFE86W	40	64	86	108	38	32	16,7	150
TFE86M	60							220

弹性衬套

弹性衬套有一个弹性元件介于外套筒和中心轴之间，可取代润滑衬套。业内使用弹性衬套所取得的进步可与过去使用球形接头取得的进步媲美。实际上，与使用球形接头来减少摩擦和噪音的方式相比，弹性衬套这种能完全消除和隔离高频振动的产品应用更加广泛。



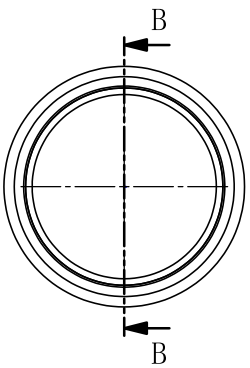

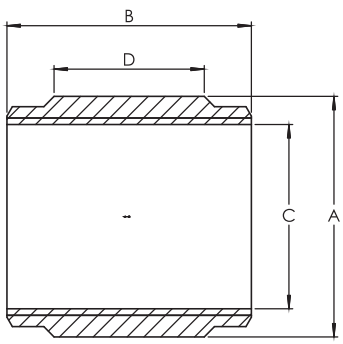

剖面 B-B

Item	Hardness (IRHD)	A	B	C	D	RADIAL Load (daN)	Axial Load (daN)
BUS128	65	128	130	95	80	4500	420
BUS174	65	174	130	120	90	5000	460



硅橡胶 / 特殊电子产品

固有频率(1)
15 - 25 Hz

描述

• 高阻尼硅胶弹性体可以在压缩和牵引方向负载
• 法兰和轴使用18/8不锈钢材料
必须使用两件外径为ØC的失效保护垫圈（垫圈要自备）。

应用

• 飞行器，公路车辆以及有轨列车上所安装的电子、导航设备，仪表盘，测试仪器，控制台等。

运行特性

固有频率：
• 轴向： 15 - 25 Hz;
• 径向： 20 - 35 Hz。
悬挂系统在固有频率下最大允许的激励：±0.5mm。
共振时的放大系数： <4。

结构强度：可以承受在最大负载下连续10g的加速度。
冲击情况下最大的轴向位移：
E1E 31: 最小固有频率±4mm；最大固有频率±6mm。
E1E 32 : 最小固有频率±4.5mm； 最大固有频率±6mm。

重量：E1E31 : 9 g / E1E32 : 25 g。
此系列产品满足AIR7304 的ZF曲线。

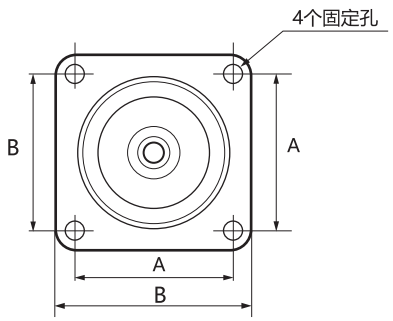

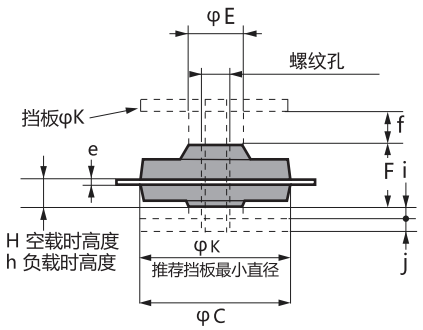

产品型号	轴向静载荷 （daN）	频率(Hz)
E1E 31	0, 40 - 0, 70	15 - 25
	0, 50 - 1, 00	
	0, 50 - 1, 70	
E1E 32	0, 30 - 1, 10	
	0, 60 - 1, 80	
	1, 60 - 2, 60	

产品型号	A (mm)	B (mm)	φC (mm)	D	φE (mm)	F (mm)	J (mm)	φK (mm)	φd (mm)	e (mm)	f (mm) 最小	f (mm) 最大	H (mm)	j (mm) 最小	j (mm) 最大	h (mm)
E1E31S ❑❑ AL	25, 4	32	25	M4	8, 5	10, 5	2	25	3, 6	1	3, 2	5	4, 5	0	1, 75	3, 5
E1E32S ❑❑ AL	34, 9	44, 5	35	M5	13	14, 5	3	35	4, 3	1, 5	4, 5	7	6, 2	0	2, 5	5

EE4



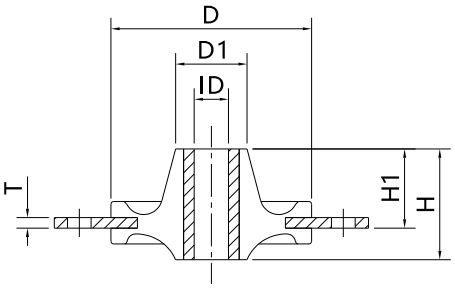

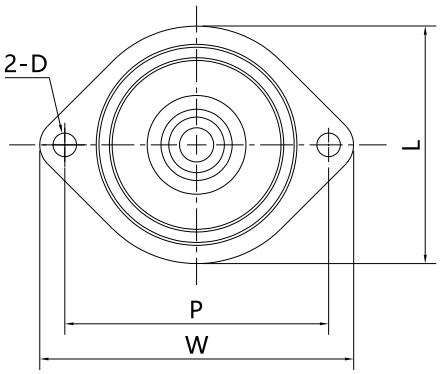

Item	Hardness (IRHD)	D	D1	ID	H	H1	W	P	L	2-D	T	Average Stiffness (daN/mm)	Max Load (daN)	Max Dedflec. (mm)
EE4-SIR60	60	38	13.5	6.5	21	15	59.5	50	45	4.5	2	4.5	9	2

EE3



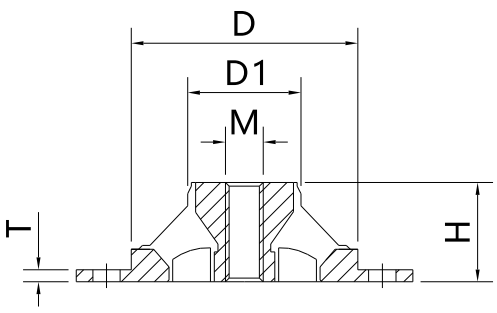

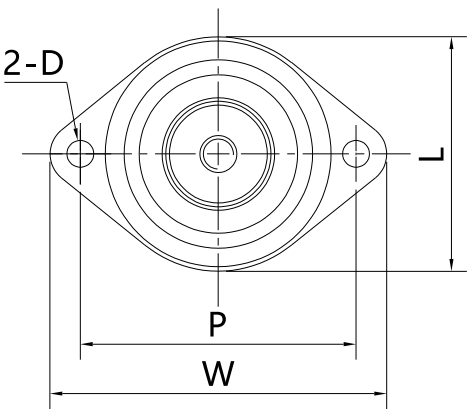

Item	Hardness (IRHD)	D	D1	M	H	W	P	L	2-D	T	Average Stiffness (daN/mm)	Max Load (daN)	Max Dedflec (mm)
EE3-SIR60	60	30	15	M5	13	44.6	36.5	31	3.6	1.6	6.6	2	0.3

振动衰减率与固有频率、激励频率的关系曲线图
（无阻尼减振系统）

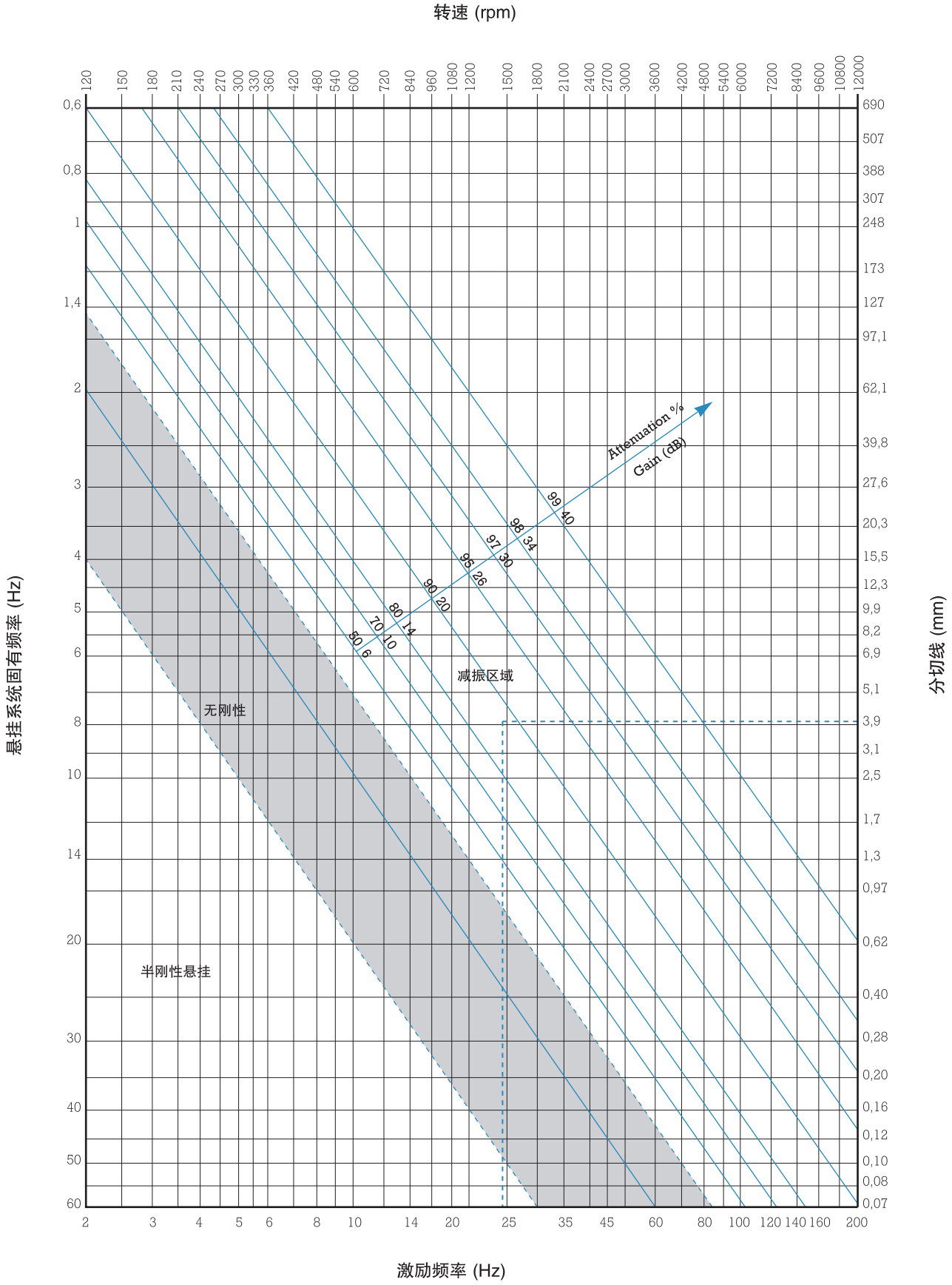

INSTALLATION CASE
安装案例

压路机 Roller





驾驶室 Cab





发动机 Engine



