宏昌重工

LIAONING HONGCHANG



中国 · 辽阳
CHINA · LIAOYANG

Tel电话：+86 419-7675008

辽宁宏昌重工股份有限公司
Liaoning Hongchang Heavy Industry Co.,Ltd.

Add：辽宁省辽阳市首山镇朝阳街2-4号
No.2-4Chaoyang Street,Shoushan Town Liaoyang City.Liaoning ,P.R.China.
Tel电话：+86 419-7675008
Web网址：http://www.lnhczg.com
Email邮箱：hczg@lnhczg.com



走进宏昌

01 公司简介
Introduction

03 荣誉与资质
Honors and Qualifications

04 VIP客户
VIP Customers

05 产品展示
Products Show

产品规格

15 履带型钢
Track Shoe Profile

17 推土机履带板
Bulldozer Track Shoe

18 挖掘机履带板
Excavator Track Shoe

20 铲刃型钢
Cutting edge Profile

20 叉车横梁
Forklift Cross beam

21 叉车门架各型号
Forklift Mast Beam

竞争优势与未来展望

23 检测设备
Testing Equipment

25 工艺设备
Technologies & Facilities

27 服务全球
Global Services

27 销售网络
Sales Network

CONTENTS

宏昌重工
Hongchang
Heavy Industry

公司简介
COMPANY PROFILE

辽宁宏昌重工股份有限公司是民营股份制企业，位于辽宁省辽阳市。

公司拥有现代化的大型金属压延、履带板热处理，及与之配套齐全的模具加工、质量化验、检测设备。已通过ISO9001、ISO14001体系认证。

公司主要产品有履带板、叉车门架、叉车横梁、铲刃，是挖掘机、推土机、平地机、叉车工程机械和建筑机械用“特、异、型”型钢和零部件制造商，年生产能力为30万吨，160余个规格。

公司产品已远销美国、日本、英国、韩国、意大利、俄罗斯、巴西、印度、坦桑尼亚等国家和地区，是美国卡特彼勒公司的优秀供应商，是日本丰田、三菱、东碧、韩国斗山、现代、克拉克、ITR、中国三一、徐工、山推、杭叉、合力、龙工、比亚迪、鞍钢、首钢、凌钢、济源钢铁、东北特钢的合作伙伴。

公司以优质的服务，卓越的品质满足客户的需求。公司秉承“以人为本、规范管理、品质第一、追求卓越”的管理理念，用良好的创新机制、企业文化、核心技术增加企业可持续发展的动力，全面实施“名、特、优”战略，我们愿与各界朋友携手共进，同创辉煌！

Liaoning Hongchang Heavy Industry Co., Ltd. is a privately-owned joint-stock enterprise located in Liaoyang City, Liaoning Province.

The company possesses modern large-scale steel rolling, track shoe heat treatment production lines, along with complete supporting mold processing, quality inspection, and testing equipment. It has passed the ISO9001 and ISO14001 certifications.

The company's main products include track shoes, forklift mast beam, forklift cross beam, cutting edge, It is a manufacturer of " Special-shaped section with special steel material " for construction and building machinery such as excavators, bulldozers, graders, forklifts, with an annual production capacity of 300,000 tons more than 160 specifications.

The company's products have been exported to the United States, Japan, the United Kingdom, South Korea, Italy, Russia, Brazil, India, Tanzania, and other countries and regions. It is a quality supplier for Caterpillar Inc and ITR, is a partner of Toyota, Mitsubishi, Topy in Japan; Doosan, Hyundai, Clark, in South Korea; as well as Sany, XCMG, Shantui, Hangcha, Heli, Lonking, BYD, Ansteel, Shougang, Linggang, Jiyuan Iron and Steel, and Northeast Special Steel companies in China.

The company meets customer demands with high-quality service and excellent products. Adhering to the management philosophy of "people-oriented, standardized management, quality first, and pursuit of excellence," the company enhances its sustainable development momentum through sound innovation mechanisms, corporate culture, and core technologies, fully implementing the "famous, special, and excellent" strategy. We are willing to join hands with friends from all walks of life to create a brilliant future together!

LIAONING
HONGCHANG

董事长致辞
PRESIDENT MADE A SPEECH

致敬初心 奋进新程



君子讷于言而敏于行。——《论语》

宏图永续，基业恒新。

先父有言：大凡成事，其源于势，而事源于人。承宏昌基业，守实业之心，是吾今日之责。先父创立宏昌重工，扎根辽沈沃土，精耕工程机械零部件制造领域数十载，砥砺前行。企业以诚信立身，以匠心铸品，广聚八方贤才，凝心聚力，深耕实业，历经岁月沉淀，铸就宏昌今日稳固发展根基与良好市场口碑。

吾本讷于言辞，深悟实业之路，不在豪言，而在笃行。治企，唯有以人为本；兴业，贵在守正创新。我辈当承先辈之精神，顺势而为，稳健经营，循市场规律，敬畏品质，善待员工，广纳良才，稳扎稳打，不骛虚声，潜心深耕主业。

基业长青，贵在深耕不辍。愿与全体宏昌同仁一道，同心相守，精工匠造，用心守好前辈之基业，潜心精造每一件产品，踏实走好发展之路每一步，初心不改，步履不停。与诸君并肩同行，与客户携手共赢，行稳致远。



董事长：

宏昌重工
Hongchang
Heavy Industry

荣誉与资质

Honors and Qualifications























HONGCHANG
Heavy Industry
宏 昌 重 工



VIP客户
VIP CUSTOMERS

CAT · HANGCHA · TOYOTA 丰田叉车 · DOOSAN · Logisnext · SANY
TOPY · 中联重科 · 徐工集团 · BERCO · ARD 三胜 · HELI
SHANTUI · CLARK · Tailift · LONKING 龙工 · LiuGong 柳工
ITR · MiMA 米玛 · BYD 比亚迪叉车 · HYUNDAI HEAVY INDUSTRIES CO.,LTD. · KOMATSU
JUNGHEINRICH · NICHIYU ELECTRIC FORKLIFT · GETT · 河北宣工 · W

产品展示
PRODUCTS SHOW

履 带 系 列
TRACK SHOE SERIES

履带型钢（单齿）
Track shoe profile (Single grouser)







SINGLE GROUSER

履 带 系 列
TRACK SHOE SERIES

履带型钢（双齿）
Track shoe profile (Double grouser)







TRACK
SHOE
SERIES

履 带 系 列
TRACK SHOE SERIES

履带型钢（三齿）
Track shoe profile（Triple grouser）







铲 刃 系 列
CUTTING EDGE AND
GRADER BLADE SERIES











叉车门架系列
FORKLIFT MAST BEAM SERIES

C型门架
C-channel Mast beam







叉车门架系列
FORKLIFT MAST BEAM SERIES

J型门架
J-channel **Mast beam**







叉车门架系列
FORKLIFT MAST BEAM SERIES

I型门架
I-channel Mast beam





FORKLIFT
MAST
BEAM
SERIES

叉车横梁系列
FORKLIFT CROSS BEAM SERIES









FORKLIFT
CROSS
BEAM
SERIES

宏昌重工
Hongchang
Heavy Industry

履带板系列
TRACK SHOE SERIES





TRACK SHOE SERIES



HONGCHANG
Heavy Industry
宏 昌 重 工











履带型钢（单齿）参数 PARAMETERS OF TRACK SHOE PROFILE (SINGLE GROUSER)



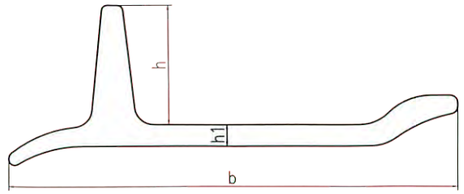

Specification	技术参数 Technical parameters(mm)			Section area	Weight
产品名称	总宽（b）	齿高（h）	腰厚（h1）	截面积（cm^2）	单重（kg/m）
LT154A	182	49	9.5	25.093	19.700
LT154B	182.5	47	10	24.544	19.267
LT171A	202.5	47	11	27.520	21.600
LT171B	199.6	50	12	33.215	26.074
LT190A	226	58	13	38.206	29.990
LT190B	216	50	13	35.659	27.993
LT190C	216	50	12	33.549	26.337
LT203A	232.5	65	12	39.605	31.090
LT203B	238	60	14	44.910	35.250
LT203C	243.5	75	15	51.210	40.200
LT203D	242.5	65	13	42.739	33.550
LT216A	250	72	14.3	51.120	40.130
LT216B	247.5	70	14.2	47.640	37.400
LT216C	256.5	82	17	62.905	49.380
LT216D	245.5	82	19	67.720	53.900
LT216E	250	72	16.67	56.268	44.170
LT228A	266	80	17	63.020	49.470
LT228B	261	77.5	19	71.947	56.500
LT260A	302	89	20.5	91.766	72.040

履带型钢（双齿）参数 PARAMETERS OF TRACK SHOE PROFILE (DOUBLE GROUSER)



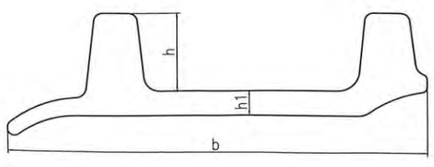

Specification	技术参数 Technical parameters(mm)			Section area	Weight
产品名称	总宽（b）	齿高（h）	腰厚（h1）	截面积（cm^2）	单重（kg/m）
D101	109	16.5	6	10.790	8.470
D175	207	37.5	13	38.700	30.380
D216A	251	49	15.5	63.912	50.170
D216B	252	49	19.5	72.579	56.970
D216C	252	49	17	66.279	52.030
LW260A	302	50	21	93.139	73.110
LW260B	302	50	23.5	100.689	79.040
LW260C	306	48	20.5	91.490	71.820
LW260D	306	48	22	95.949	75.320
HCW260A	304	52	21	92.440	72.570
HCW260B	304	52	23.5	100.044	78.535

履带型钢（三齿）参数 PARAMETERS OF TRACK SHOE PROFILE (TRIPLE GROUSER)



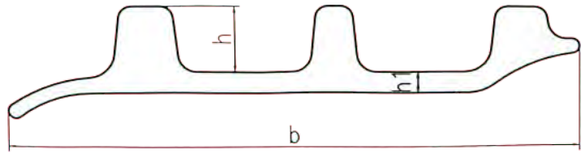

Specification	技术参数 Technical parameters(mm)			Section area	Weight
产品名称	总宽（b）	齿高（h）	腰厚（h1）	截面积（cm^2）	单重（kg/m）
LW135A	154	14	6	13.885	10.900
LW135B	154	14	8	16.938	13.300
LW135C	154	14	7	15.376	12.070
LW154A	165	20	6	18.319	14.390
LW154B	165	20	7	19.982	15.680
LW154C	165	20	8	21.635	16.980
LW154D	165	20	9	23.288	18.280
LW160	187	18	8	24.666	19.363
LW171A	198.9	25	8	29.062	22.814
LW171B	198.9	25	8.5	30.057	23.595
LW171C	198.9	25	9	31.051	24.380
LW171D	198.9	25	9.5	32.046	25.150
LW171E	198.9	25	10.5	34.035	26.720
LW171F	198.9	25	10	33.040	25.940
LW190	219	26	8	31.080	24.400
LW190A	219	26	8.5	32.611	25.600
LW190B	219	26	10	35.834	28.130
LW190C	219	26	12	40.359	31.682
LW190D	217.5	26	10	36.781	28.870
LW190E	217.5	26	12	41.158	32.310
LW203A	236	28	11	42.675	33.500
LW203B	236	28	13	47.261	37.100
LW216A	247	30	11	44.886	35.240
LW216B	247	30	13	49.826	39.110
LW216C	247	30	14	52.256	42.051
LW216D	247	36	13	54.555	42.830
LW216E	247	36	16	61.911	48.600
LW216F	247	30	16	57.248	44.940
LW216G	245	36	19	69.070	54.220
LW216H	247	36	18	66.900	52.516
LW228	250	37	16	66.332	52.070
DB171A	198.9	25	9	30.920	24.300
DB216D	247	36	13	55.430	43.500
DB216E	247	36	16	62.840	49.300
DB190A	219	26	8.5	33.170	26.000
DB190B	219	26	10	36.450	28.000
P216A	247	36	11	51.586	40.500
P216B	247	36	13	56.527	44.370
P216C	250	30	11	45.484	35.710
P135	154	18	6	16.257	12.762

推土机履带板参数 BULLDOZER TRACK SHOE



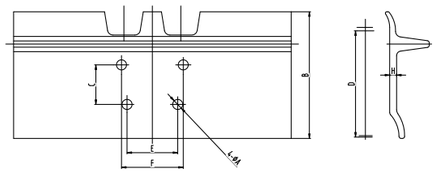

履带板件号 Part No.	安 装 尺 寸 Installation Dimensions							适用机型 Machine Model
	A	B	C	D	E	F	H	
T154A	14.5	182.5	57	153	73	89	10	
T154B	14.5	182.5	57	153	82.4	112.4	10	D3E T80 D31 D30
T154C	14.7	182.5	54.8	153	88.9	104.8	10	D3 D3C
T154D	14.5	182.5	56	153	99	99	10	
T171A	16.5	199.6	58.75	171	125.4	144.5	12	K907 T90 T100
T171B	16.5	199.6	57	171	122.4	158.4	12	D40 D50 D53 D58E
T171C	16.5	199.6	60.3	171	107.9	107.9	12	D4E D4D
T171D	16.5	199.6	57	171	103.8	144	12	D4H D5C
T171E	18.5	199.6	58.75	171	125.4	144.5	12	
T171F	17.1	199.6	38.1	171	104.8	110.2	12	D4M
T171H	18.5	199.6	60.3	171	107.9	107.9	12	
T190A	20.6	226	62	188	124.4	160.4	13	D61 PX-2
T190B	20.5	216/226	68	188	120.8	168.8	12/13	
T190C	20.5	216/226	57	188	128.24	168.24	12/13	D5 D6
T190D	21	226	69	188	119.6	155.6	13	
T203A	20.5	232.5/238	72.2	203	138.3	178.3	12/14	TY130 T140 T150 TY160TYB160 D60 D65 CD16
T203B	20.5	232.5/238	72.2	203	146	184	12/14	宣化T140 澎浦TY120 T120 T150 T160
T203C	20.5	232.5/238	76.2	203	146	184	12/14	移山160 D6C
T203D	19.5	232.5/238	72.2	203	138.3	178.3	12/14	D60 D65
T203E	19.5	232.5/238	76.2	203	133.3	171.3	12/14	D6D
T203F	21	232.5/238	44.5	203	134.9	158.75	12/14	
T203G	19.5	232.5/238	76.2	203	146	184	12/14	
T203H	20.5	232.5/238	68	203	137.3	185.3	12/14	D6H D6R D6T
T203I	19.5	232.5/238	44.5	203	133.3	171.3	12/14	
T203J	19.5	232.5/238	68	203	137.3	185.3	12/14	
T203K	20.5	232.5/238	70	203	157	197	12/14	
T216A	20.5	250	76.2	215	146	184	14.3	D80 D85 TY220 D85A-12
T216B	19.5	250	76.2	215	146	184	14.3	D7G D7
T216C	23.4	250	63	215	146	204	14.3	D8N D7R D8R
T216D	23.4	250	63	215	146	204	14.3/16	
T216E	22. 5	250	63	215	146	204	14.3/16	
T216G	22. 4	250	76.2	215	140.4	178.4	14.3/16	
T216H	22. 5	250	70.6	215	146	182.8	14.3/16	
T216K	23	250	63	215	146	204	14.3	
T228A	24. 5	226	76.2	228.6	169	219.8	17	D155 D150 TY330 TY320B DGY70 SD32
T228B	24. 5	226	78	228.6	165	216	17	
T228C	24. 6	261	76.2	228.6	169	219.8	19	
T228D	24. 5	226	76.2	228.6	144	184	17	
T228E	26. 4	261	74.5	228.6	170	230	19	
T228F	27	261	63.5	228.6	169	235	19	
T228G	23. 5	226	76.2	228.6	169.8	201.6	17	
T228H	25. 3	226	76.2	228.6	169	219.8	17	

挖掘机各型号参数（两齿） EXCAVATOR TRACK SHOE (DOUBLE GROUSER)



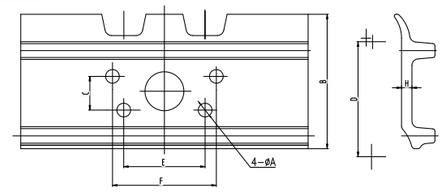

履带板件号 Part No.	安 装 尺 寸 Installation Dimensions							适用机型 Machine Model
	A	B	C	D	E	F	H	
D101	10.5	109	22	101	55	55	6	PC30 EX35
D210A	26	252	76	217. 5	168. 5	219. 1	19.5	
D210B	24.5	252	76. 2	217. 5	149. 2	200	17	
D210C	26	252	76. 2	217. 5	149. 2	200	17	
D216A	24.3	251	76. 2	215	146	184	15.5	矿机370 PC400-5
D216B	24.3	251	76. 2	215	144	184	15.5	矿机470
D216C	22.5	251	76. 2	215	140. 4	178. 4	15.5	PC300-6
D216D	23	251	76	215	140	190	15.5	E300 Sk300
W260A	31	304	76. 1	260	183. 8	234. 6	21/23.5	Sy550
W260B	30.3	304	76. 1	260	183. 8	234. 6	21/23.5	
W260C	27.4	304	76. 1	260	183. 8	234. 6	21/23.5	Sy460 Sh950 Ex870 PC650
W260D	27	304	76. 1	260	183. 8	234. 6	21/23.5	
W260E	34	304	79. 35	260	182. 75	265. 35	21/23.5	

挖掘机履带板参数（三齿） EXCAVATOR TRACK SHOE (TRIPLE GROUSER)



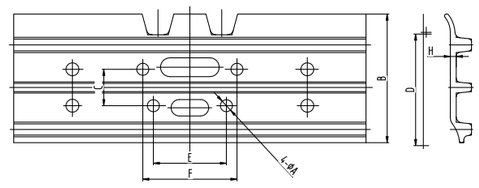

履带板件号 Part No.	安 装 尺 寸 Installation Dimensions							适用机型 Machine Model
	A	B	C	D	E	F	H	
W135A	12. 5	154	43	135	72	99	6/8	PC60-3/5 DH55 D20 住友65
W135B	12. 5	154	46	135	80	104	6/8	CAT305 R60 EX40
W135C	12. 5	154	46	135	64	94	6/8	PC40-7 PC45 PC50-7/8 SK40
W135D	13. 5	154	43	135	72	99	6/8	YC60-6 KY60
W135E	13. 5	154	43. 4	135	72	99	6/8	YC35-6 KY50
W135F	13. 5	154	46	135	80	104	6/8	PC40-5 R500
W135G	13. 5	154	43	135	72	99	6/8	S50
W135H	13. 5	154	47	135	64	94	6/8	D4H
W135I	13. 5	154	43. 4	135	72	99	6/8	D6H
W135J	13	154	43. 4	135	72	99	6/8	
W135K	12. 5	154	43. 4	135	72	99	6	D4E
W135M	12. 2	154	43. 4	135	72	99	6	
W135N	12. 5	154	52	135	86	86	6	

履带板件号 Part No.	安 装 尺 寸 Installation Dimensions							适用机型 Machine Model
	A	B	C	D	E	F	H	
W154A	14. 25	165	57	154	73	89	6/8	PC60-6/7 PC70-6
W154B	14. 5	165	57	154	82. 4	112.4	6/8	PC120-3
W154C	14. 5	165	55	154	90	90	6/8	EX60-1 EX60-2/3 EX60LC-3 EX75UR S70
W154D	14. 3	165	57	154	73	89	6/8	PC60-6/7 PC70-6
W154E	14. 25	165	55	154	90	90	6/8	
W154F	14. 5	165	57. 15	154	88. 9	88.9	6/8	
W160A	14. 95	187	56	158	99	99	8	JD955 JD956 FL6
W160B	14. 8	187	57	158	88. 9	88.9	8	D2
W160C	14. 7	187	54	158	98. 55	117.6	8	
W160D	14. 8	187	56	158	99	99	8	
W171A	18. 5	198. 9	57	171	122. 1	158	8/8.5/9/9.5/10/10.5	HD700
W171B	16. 5	198. 9	60. 3	171	108	108	8/8.5/9/9.5/10/10.5	EX100-1/2/3/5 EX120-1/3 DH120 SK120
W171C	16. 3	198. 9	57	171	86. 4	102.4	8/8.5/9/9.5/10/10.5	PC100-5/6 PC120-5/6
W171D	16. 5	198. 9	58. 9	171	125. 4	144.5	8/8.5/9/9.5/10/10.5	R200 R210 R215
W171E	18. 5	198. 9	58. 9	171	125. 4	144.5	8/8.5/9/9.5/10/10.5	EX200-1
W171F	16. 5	198. 9	57	170.7	86. 4	102.4	8/8.5/9/9.5/10/10.5	
W171G	16	198. 9	57	170.7	108	108	8/8.5/9/9.5/10/10.5	
W190A	20. 5	219	62	190	124. 4	160.4	8/8.5/10	住友S220、DH220、（VOLVO）EC210BLC、PC220-5/6/7、PC220、PC230、DH220、R2252-7、EX200、R220、PC220-5
W190B	18. 5	219	62	190	124. 4	160.4	8/8.5/10	EX200-2/5 EX210 PC200-2/3 ZAX230 EX220 PC220
W190C	20. 85	219	69	190	119. 57	155.57	8/8.5/10	（CAT）E200B EL200B E320C 加腾神钢SK200 住友220 住友340 SH200 CAT320
W190D	20. 4	219	69	190	119. 57	155.57	8/8.5/10	
W190E	20. 5	219	69	190	119. 57	155.57	8/8.5/10	
W190F	20. 2	219	62	190	124. 4	160.4	8.5/10	
W190G	21	219	69	190	119. 57	155.57	8/8.5/10	
W188A	20. 5	217. 5	62	188	124. 4	160.4	10	PC200
W203A	20.5	236	72.2	203	138.4	178.4	11/13	PC300-1/3-5 DH280 （VOLVO）290 DH320 EX300-3 DH300 DH280
W203B	22.5	236	72.2	203	138.4	178.4	11/13	PC300-5
W203C	21	236	72	203	129	179	11/13	CAT325 E325ST SK300
W203D	20.5	236	76.2	203	146.05	184.15	11/13	
W203F	19.5	236	76.2	203	146.05	184.15	11/13	
W203G	19.5	236	76.2	203	117	155	11/13	
W203H	20.6	236	76.2	203	146.05	184.15	11/13	
W216A	22.8	247/250	76.2	216	140.4	178.4	11/13/14/16	PC360 PC300-6 EX300-5/6 EX350LC-5 PC270-7 ZAX330/350
W216B	22.8	247/250	76.2	216	146	184	11/13/14/16	（VOLVO）EC360BLC PC300HD PC400 EX400 WY160 EX350
W216C	24.6	247/250	76.2	216	146	184	11/13/14/16	EC460 PC400-5 E345 EAX450
W216D	19.5	247/250	76.2	216	146	184	11/13/14/16	D95S
W216E	22.8	247/250	76.2	216	140	190	11/13/14/16	CAT235-7 E330 SK330 SK400 CAT330
W216F	23.5	247/250	76.2	216	146	184	11/13/14/16	黄河ZY65
W216G	24.5	247/250	76.2	216	149.2	200	11/13/14/16	SK480
W216H	24.6	247/250	76.2	216	144	184	11/13/14/16	PC400-6/7
W216I	21	247	76.2	216/216.4	146	184	11/13/14/16	
W216J	22.5	247	76.2	216/216.4	140.4	178.4	11/13/14/16	
W216K	23	247	76.2	216/216.4	146	184	11/13/14/16	
W216L	20.5	247	76.2	216/216.4	146	184	11/13/14/16	
W216N	23.2	247	76.2	216	146.05	184.15	11/13/14/16	

铲刃型钢参数 CUTTING EDGE AND GRADER BLADE STEEL BAR



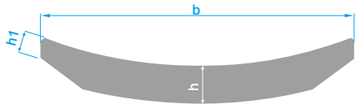

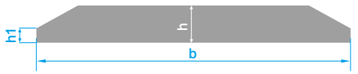

Specification	技术参数 Technical parameters(mm)			Section area	Weight
产品名称	b	h	h1	截面积（cm^2）	单重（kg/m）
152A	152.4	12.7	2.5	16.433	12.900
152B	152.4	15.9	5.6	21.274	16.700
152C	152.4	19	8.7	26.115	20.500
203A	203.2	12.7	2.5	29.936	18.400
203B	203.2	15.5	5.5	36.433	23.500
203C	203.2	18.7	8.4	23.440	28.600
203D	203.2	25	14.4	49.299	38.700
254	254	35	22	85.223	66.900
360	360	30	7	94.777	74.400
406A	406	45	28.5	176.1273	138.30
406B	406	60	43.5	237.0273	186.00

叉车横梁参数 FORKLIFT CROSS BEAM





Specification	技术参数 Technical parameters(mm)				Section area	Weight
产品名称	b	h	c	d	截面积（cm^2）	单重（kg/m）
39*60	39	60	16	13	19.711	15.500
50*60	50	60	16	13	25.107	19.710
50*70	50	70	21	15	29.978	23.500
50*90	50	90	21.5	16	39.974	21.380
50*170	50	170	25.5	19	79.694	62.560
70*145	70	145	25	18	92.772	72.830
45*165	45	165	21	15	70.205	55.110
45*200	45	200	21	15	85.955	67.470
45*226	45	226	25	18	97.475	76.520

叉车门架参数 FORKLIFT MAST BEAM

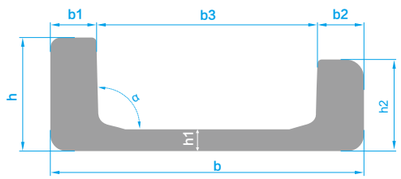

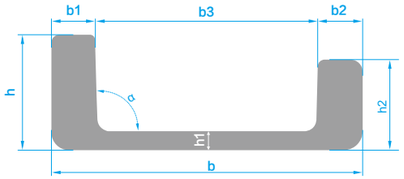

Specification	技术参数 Technical parameters(mm)								Section area	Weight
产品名称	b	b1	b2	b3	h	h1	h2	α	截面积（cm^2）	单重（kg/m）
M2C	187	19	23	145	55	12	47	92°	38.080	29.900
C2C	134	18	21.1	94.9	59.5	10	53.1	92°	33.090	25.980
C3C	163.6	24.4	24.4	114.8	60.8	10	47.6	90°	36.880	28.950
M4C	184.8	28.6	28.6	127.6	66.7	12.7	54	90°	50.038	39.280
C5C	225.6	36.6	36.6	152.4	73.2	12.7	53.8	91.5°	64.520	50.650



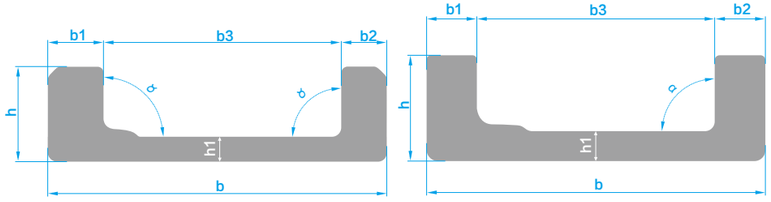

Specification	技术参数 Technical parameters(mm)							Section area	Weight
产品名称	b	b1	b2	b3	h	h1	α	截面积（cm^2）	单重（kg/m）
12C	121.3	21. 3	21.3	78.7	41	10.8	90°	26.438	20.750
M1C	147	22	25.5	99.5	44	11	90°	31.707	24.890
14C	148	19	19	110	45	12	90°	30.701	24.100
T14C	152.5	22. 7	20. 8	109	42	11	90°	30.657	24.065
16C	161	20. 5	20. 5	120	55	15	90°	40.820	32.040
H3C	161	20. 5	20. 5	120	54	15	90°	40.297	31.630
6CHA	170.5	28	24. 5	118	44	12.5	90°	38.460	30.200
M13C	136	19	17	100	42	11	90°	26.384	20.700
T16C	170.5	26. 7	22. 8	121	43	11	90°	35.114	27.565
M16C	164	22	27	115	46	12	90°	36.590	28.730
HC17C	171	27	24	120	46	12	90°	39.200	30.770
18C	175	25. 6	25. 6	123.8	66.2	16.2	90°	54.620	42.880
T18C	179.6	26. 8	26. 8	126	56	15.6	90°	50.536	39.670
20C	201.5	25. 7	25. 7	150.1	71.2	19.4	90°	66.590	52.270
T22C	219.4	26. 7	26. 7	166	69	16.5	90°	65.925	51.750
M5C	228.6	31. 75	31. 75	165.1	76.2	12.7	90°	69.299	54.400
24C	240	30	30	183.5	70	20	90°	79.554	62.450



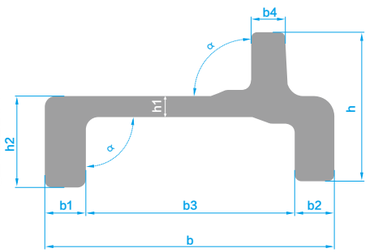

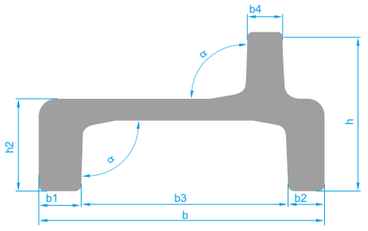

Specification	技术参数 Technical parameters(mm)								Section area	Weight
产品名称	b	b1	b2	b3	b4	h	h1	α	截面积（cm^2）	单重（kg/m）
12J	121.3	21.3	21.3	78.7	22	68	10.8	90°	32.535	25.540
M1J	138	19.5	19	99.5	16	71	13	90°	31.745	24.920
14J	148	19	19	110	17	78.5	12	90°	36.430	28.600
T14Y	146.4	18.7	18.7	109	16.6	67	11	90°	31.937	25.071
16J	161	20.5	20.5	120	18	92	15	90°	47.278	37.110
H3J	161	20.5	20.5	120	18	89	15	90°	47.087	36.960
M2J	155	23	20	112	19	86	12	92°	43.310	34.000
M13J	136	19	17	100	13	68	10	92°	28.617	22.500
T16Y	162.5	22.8	18.7	121	18.7	73	12	90°	39.312	30.860
HC16J	162	25	22	115	18	77	12	90°	43.050	33.800
M16J	160	22	23	115	17	76	4.5	92°	38.510	30.230
6JHA	163	24	21	118	19.5	73.5	19.2	90°	41.227	32.400
18J	175	25.6	25.6	123.8	25	113.2	16.2	90°	66.925	52.540
T18Y	173.6	24.8	22.8	126	22.8	93	14.6	90°	54.370	42.680
T22Y	204.4	26.7	26.7	151	26.7	119	16.5	90°	76.952	60.410



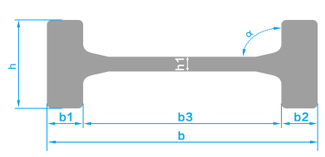

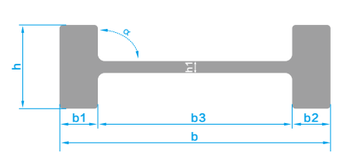

Specification	技术参数 Technical parameters(mm)							Section area	Weight
产品名称	b	b1	b2	b3	h	h1	α	截面积（cm^2）	单重（kg/m）
M2I	135	17.5	17.5	100	70	10	92°	35.459	27.900
13H	130	20.14	20.14	89.72	75	14	91°	41.893	32.886
C2I	127.2	16	16	95.2	63.5	9.56	92°	28.850	22.650
C3I	147.98	23.05	23.05	101.88	69.9	12.7	91.5°	45.100	35.400
M4I	175.2	23.8	23.8	127.6	76.1	12.7	90°	53.414	41.930
M5I	228.6	31.75	31.75	165	95.25	15.88	90°	86.879	68.200
C5I	215.9	31.7	31.7	152.5	88.9	12.7	92°	75.287	59.100

检测设备
TESTING EQUIPMENT















工艺设备
TECHNOLOGIES & FACILITIES



钢坯加热
Billet heating



除磷
High-pressure water descaling



初轧
Blooming mill



中轧
Intermediate rolling



精轧
Finish rolling



型钢
Finished products



冷检
Qc inspection



矫直
Straightening



冷却
Cooling



锯切
Hot saw cutting



服务全球
GLOBAL SERVICES

根据客户要求不断开发新产品，充分发挥技术和市场的优势，结成新的全天候、全方位的战略伙伴，实现共赢、创造辉煌。

Driven by customer needs, we consistently develop new products and capitalize on our technical and market advantages to build strategic partnerships — working together for mutual success and greater achievements.



让宏昌走向世界
让世界了解宏昌
Bringing Hongchang to the world
and bringing the world to know Hongchang

销售网络
SALES NETWORK

