+86-757-81266832, 81266833, 81266834

www.sammoonlight.com

F2 to F5, Building 1, Hongxing Real Estate, No. 6, Foluo Road,
Luochun, Shishan Town, Nanhai District, Foshan City, P.R.China

LIGHTING MANUAL

Commercial vehicle, Engineering machinery & Agricultural equipment

SAMMOON VEHICLE LIGHTING TECHNOLOGY CO., LTD

+86-757-81266832, 81266833, 81266834 www.sammoonlight.com

Company Profile

Sammoon Vehicle Lighting Technology Co., Ltd. is located on Floors 2-5, Building 1, Hongxing Real Estate Factory, No. 6 Foluo Road, Luocun, Shishan Town, Nanhai District, Foshan City, covering a total area of approximately 6100 square meters.

As a leading supplier of LED lighting solutions and fixtures for construction machinery and agricultural machinery in China, the company specializes in the design and manufacturing of comprehensive lighting solutions and LED lighting fixtures for construction machinery, agricultural machinery, commercial vehicles, and other sectors. It currently maintains an 18-member product development team.

Company Honors

Sammoon Vehicle Lighting Technology Co., Ltd. is a national high-tech enterprise and an innovative small and medium-sized enterprise in Guangdong Province. It has more than 2 invention patents, more than 30 utility model patents, and 25 design patents.

Business partners

The company's main customers in the engineering machinery field include: XCMG Group, Sany, Zoomlion, WIRTGEN (Germany), OSHKOSH Corporation (USA), Sunward, Tongli, SDLG, Liugong Group, and UMG Group (Russia).

The company's main customers in the agricultural equipment field include: YTO Group, Weichai Lovol, CLAAS (Germany), ROSTSELMESH Group (Russia), TUMOSAN Group (Turkey), and CNH Industrial N.V. (CASE NEWHOLLAND, Italy).

CONTENTS

Product Introduction

360°-Surround-View 02

Front-Combination-Lamp 06

Combination-Lamp 13

Rear-Combination-Lamp 15

Work-Lamp 19

Warning-Lamp 36

Signal-Lamp 42

Reading-Lamp 50

360° SURROUND-VIEW DRIVER-ASSISTED PRODUCTS

SM-TP10.1-HA03

Dimension	271 × 171 × 177.5 mm
Working voltage	DC 12-36 V
Power consumption	＜10 W
Video Input	720P(Default) / 1080P / 720N / 1080N
Video Display	10.1-inch IPS display resolution 1024*600
Video Recording Storage	TF / SD card, minimum 16 GB maximum 256 GB
Installation	304 stainless-steel bracket fastened with 4*M5 bolts

IP65

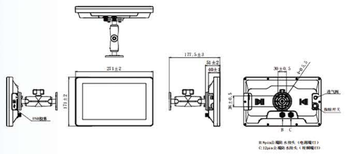

SM-TP10.1-HA04

Dimension	271 × 171 × 177.5 mm
Working voltage	DC 12-36 V
Power consumption	＜10 W
Video Input	720P(Default) / 1080P / 720N / 1080N
Video Display	10.1-inch IPS display resolution 1024*600
Video Recording Storage	High-speed TF card maximum support 512 GB
Driving functions	Built-in functions: BSD blind-spot detection warning, anti-oil-theft warning, audible-visual alarm
Installation	304 stainless-steel bracket, fastened with 4-M5 bolts; angle-adjustable

IP65

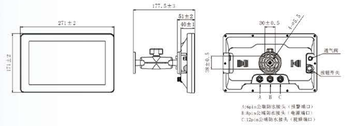

SM-AM001-H02

Dimension	97 × 107 × 42 mm
Language	English / Chinese / Russian / Tur Kish / German / Japanese / Korean
Flashing frequency	90 cycles per minute
Sound Pressure Level	Sound intensity of the lamp at 1 meter distance: 100 ± 10 dB
Electrical connection	Direct wiring 500 ± 20 mm connected to 6-pin aviation female connector
Installation	Fastened with 4*M5 bolts

IP65

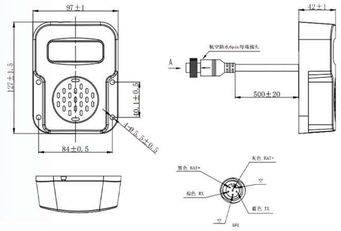

SM-CA720P-B / 1080P-B

Dimension	53 × 56.8 × 37 mm
Working voltage	DC 12 ± 20% V
Image Pixel	1080*720 p / 1920*1080 p
Video Signal	AHD / PAL
Minimum Illumination	0.001 Lux
Electrical connection	Direct wiring 520 ± 20 mm connected to external 4-pin aviation female connector
Installation	Fastened with M4*12 self-tapping screws

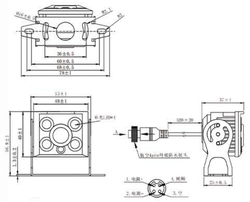

IP67

SM-CA1080P-B03

Dimension	81.2 × 80.5 × 65.5 mm
Working voltage	DC 12 V
Image Pixel	1920*1080 p
Video Signal	AHD / PAL
Minimum Illumination	0.001 Lux
Electrical connection	Direct wiring 520 ± 20 mm connected to external 4-pin aviation female connector
Installation	Default mounting: hoist-mounted, fastened with 2-M6 self-tapping screws

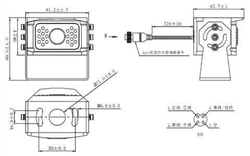

IP67

Red / Blue Zone Warning Light

Model No.	SM-6012-SWB	SM-6018-SLA
EMC	ECE-R10	
Function	Red Zone Warning Light	Blue Zone Warning Light
Dimension	162 × 73.5 × 92.1 mm	
Working voltage	DC 12-48 V	DC 10-48 V
Power	12 ± 2 W	15 ± 2 W
Luminous flux	230 ± 30 lm	115 ± 25 lm
Wavelength	615-635 nm	470 ± 10 nm
Electrical connection	Embedded DT04-2P	Embedded DT04-2P
Installation	Fastened with M10 × 25 mm bolts	

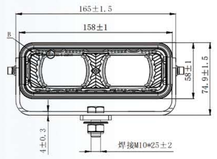

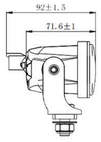

IP67

360° Surround-View

SM-CA4030-RFA

EMC	CISPR 25 Class 3
Dimension	ϕ 90 × 115 × 62.5 mm
Working voltage	DC 9-36 V
Power consumption	16 ± 2 W
Luminous flux	1600 ± 300 lm
Color temperature	5000-6000 K
Electrical connection	Direct wiring 100 ± 10 mm connected to DT04-2P
Installation	304-SUS bracket, fastened with M10 × 35 mm bolts

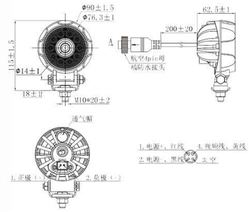

IP67

SM-CA4050-RFA

EMC	CISPR 25 Class 3
Dimension	ϕ 100 × 124 × 62.5 mm
Working voltage	DC 9-36 V
Power consumption	25 ± 3 W
Luminous flux	2600 ± 300 lm
Color temperature	5000-6000 K
Electrical connection	Lamp: Embedded DT04-2P Camera: direct wiring 200 ± 20 mm connected to 4-pin aviation female connector
Installation	304 bracket, fastened with M10 × 20 mm bolts

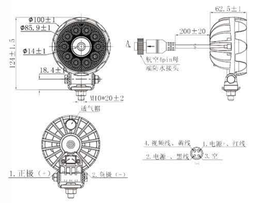

IP67

SM-4060-RDA

EMC	CISPR 25 Class 3
Dimension	ϕ 100 × 124 × 62.5 mm
Working voltage	DC 9-36 V
Power consumption	Flood beam: 18 ± 2.5 W Spot beam: 10 ± 1.5 W
Luminous flux	Flood beam: 2000 ± 300 lm Spot beam: 1300 ± 200 lm
Color temperature	5500-6500 K
Electrical connection	Direct wiring 300 ± 20 mm connected to DT04-3P
Installation	304 bracket, fastened with M10 × 30 mm bolts

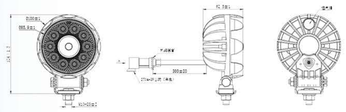

IP67

FRONT COMBINATION LAMP

SM-ZL3020-RDB

Implementation standard	ECE-R149
EMC	ECE-R10
Dimension	120 × 110 × 137 mm
Working voltage	DC 12-36 V
Power consumption	9.5 ± 1.5 W
Luminous flux	650 ± 100 lm
Color temperature	5500-6500 K
Electrical connection	Direct wiring 200 ± 20 mm connected to DT04-2P
Installation	Flush-mount installation, fastened with M6 × 40 mm bolts

IP67

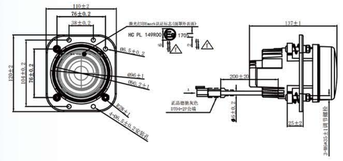

SM-ZL3030-RDA

Certification	ECE-R149
Implementation standard	Compliant with ECE-R149; JBT 7694-2007
Dimension	120 × 120 × 97 mm
Working voltage	DC 12-36 V
Actual power	20 ± 2 W
Power consumption	30 W
Luminous flux	1500 ± 200 lm
Color temperature	5500-6500 K
Electrical connection	Direct wiring 200 ± 20 mm connected to DT04-2P
Installation	Flush-mount installation, fastened with M6 × 40 mm bolts

IP67

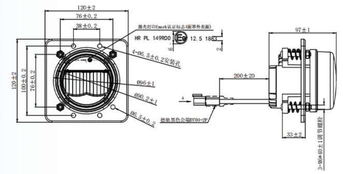

SM-3068-RDA

Implementation standard	Compliant with ECE-R148、R149
EMC	EN 50498
Function	High-beam / Low-beam / Position
Dimension	ϕ 92 × 134.4 mm
Working voltage	DC 12-36 V
Power consumption	Low beam: 10 ± 2 W High beam: 30 ± 2 W Turn: 2 ± 0.2 W; Position: 2 ± 0.2 W
Luminous flux	Low beam: 600 ± 200 lm High beam: 1600 ± 200 lm Turn: 100 ± 20 lm; Position: 30 ± 10 lm
Color temperature	Low beam / High beam / Position: 6000 ± 500 K Turn: 1700 ± 200 K
Electrical connection	Direct wiring 250 + 20 mm connected to DT04-6P
Installation	Bare lamp mounting pitch: 86 X 86 mm

IP67

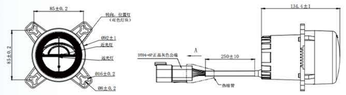

Combination Lamp

SM-TL4020-RDB

Implementation standard	ECE-R149
EMC	CISPR 25 Class 3
Dimension	150 × 150 × 146 mm
Working voltage	DC 12-36 V
Power consumption	45 W
Luminous flux	1200 ± 200 lm
Color temperature	5500-6500 K
Electrical connection	Direct wiring 200 ± 20 mm connected to DJ70216Y-1.8-21
Installation	Mounting hole C-C spacing: 130 mm Fastened with 4*M6 bolts

IP67

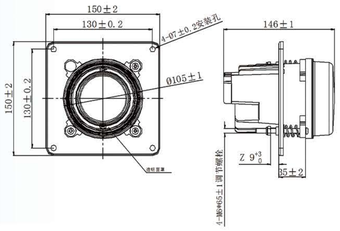

SM-TL4030-RDA

SM-TL4030-RDB

SM-TL4030-RDA / RDB

Model No.	SM-TL4030-RDA	SM-TL4030-RDB
Implementation standard	Compliant with ECE-R149	
EMC	CISPR 25 Class 3	
Function	High-beam	Fog Lamp
Dimension	150 × 150 × 112 mm	
Working voltage	DC 12-36 V	
Actual power	24 ± 3 W	
Luminous flux	1800 ± 300 lm	700 ± 200 lm
Color temperature	5500-6500 K	2000 ± 200 K
Electrical connection	Direct wiring 200 ± 20 mm connected to DJ70216Y-1.8-11	Direct wiring 200 mm connected to DJ7021B-3.5-21
Installation	Mounting hole C-C spacing: 130 mm Fastened with 4*M6 bolts	

IP67

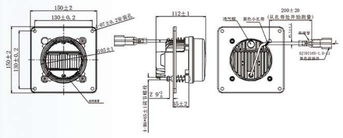

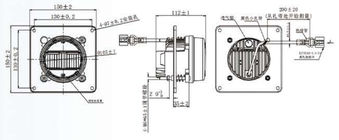

Combination Lamp

SM-5040-SDA-03

Implementation standard	High-beam / Low-beam lamp: compliant with ECE-R149
EMC	CISPR 25 Class 3
Function	High-beam / Low-beam
Dimension	167.2 * 139.4 * 95 mm
Working voltage	DC 12-36 V
Power consumption	High beam: 15 ± 1.5 W Low beam: 9.5 ± 1 W
Luminous flux	High beam: 1300-1700 lm Low beam: 550-850 lm
Color temperature	High beam: 5700-6500 K Low beam: 4500-5500 K
Electrical connection	Direct wiring 300 ± 20 mm connected to DT04-3P
Installation	304-SUS bracket, fastened with M10*20 ± 2 mm bolts

IP67

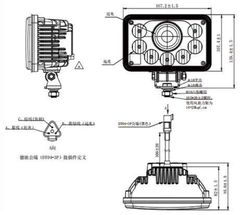

SM-CN5044-RDA

Model No.	SM-CN5044-RDA
Implementation standard	Compliant with ECE-R149; JBT 7694-2007
EMC	CISPR 25 Class 3
Function	High-beam; Low-beam
Dimension	⌀ 116 × 122.6 mm
Working voltage	DC 12-36 V
Power consumption	High-beam: 23 ± 2.5 W Low-beam: 15 ± 1.5 W
Luminous flux	High-beam: 1800 ± 300 lm Low-beam: 800 ± 100 lm
Color temperature	High-beam: 4500-5500 K Low-beam: 5500-6500 K
Electrical connection	Direct wiring 300 ± 15 mm connected to AMP282105-1
Installation	Flush-mount installation Mounting hole C-C spacing: 95 ± 0.2 mm Fastened with 4-M6 mm bolts

IP67

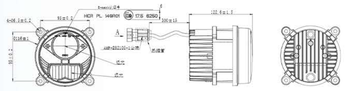

SM-6036-RHB

Implementation standard	GBT 25991-2010; ECE-R149
EMC	CISPR 25 Class 3
Dimension	157.3 × 126.4 mm
Working voltage	DC 12-36 V
Power consumption	28 ± 3 W
Luminous flux	1200 ± 150 lm
Color temperature	3000-3500 K
Electrical connection	Direct wiring 1850 ± 50 mm connected to DT04-2P
Installation	Fastened with M8 × 25 mm bolts

IP67

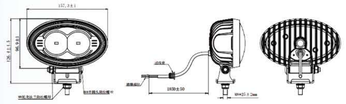

SM-7044-SDG / SDH

Model No.	SM-7044-SDG	SM-7044-SDH(lens heating function)
Certification	DOT(FMVSS 108)	ECE-R148、R149; CE
EMC	EN 50498	CISPR 25 Class 3
Function	High-beam / Low-beam / Turn	High-beam / Low-beam / Position
Dimension	237.3 × 178.2 × 78 mm	
Working voltage	DC 12-30 V	DC 9-32 V
Power consumption	High beam: 28 ± 3 W Low beam: 9.5 ± 2.5 W Turn: 2.2 ± 0.3 W	High-beam(de-icing ON): 50 ± 6 W High-beam(de-icing OFF): 29 ± 3 W Low-beam(de-icing ON): 32 ± 4 W Low-beam(de-icing OFF): 10.5 ± 1.5 W Position: 2.5 ± 0.2 W
Luminous flux	High beam: 1800 ± 300 lm Low beam: 500 ± 65 lm Turn: 60 ± 20 lm	High beam: 2300 ± 300 lm Low beam: 800 ± 200 lm Position: 100 ± 30 lm
Color temperature	High beam: / Low beam: 6000 ± 500 K Turn: 1700 ± 200 K	High beam / Low beam: 6500 ± 500 K Position: 5500 ± 500 K
Electrical connection	Direct wiring 240 ± 20 mm connected to DT04-6P	Direct wiring 250 ± 20 mm connected to AMP282106-1
Installation	Flush-mount installation	

IP67

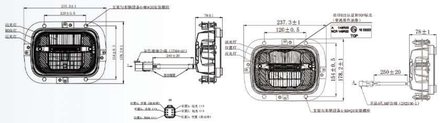

SM-7050-SDF

Certification	ECE-R148、R149
Implementation standard	GB 25991-2010
EMC	Compliant with EN 55015
Function	High-beam / Low-beam / Turn / Position
Dimension	197.3 × 138.9 × 124.2 mm
Working voltage	DC 12-32 V
Power consumption	High beam: 15 ± 2 W Low beam: 8.5 ± 1.5 W Turn: 5.7 ± 1 W; Position: 0.5 ± 0.2 W
Luminous flux	High beam: 1300 ± 150 lm Low beam: 700 ± 150 lm Turn: 280 ± 80 lm; Position: 30 ± 10 lm
Color temperature	High beam / Position: 5500 ± 500 K Low beam: 5000 ± 500 K Turn: 1700 ± 200 K
Electrical connection	Embedded DT04-6P
Installation	304-SUS bracket, fastened with M10*30 mm bolts

IP67

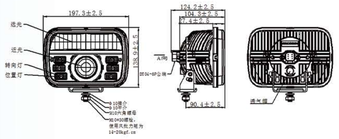

SM-7044-RDB

Certification	CE
Implementation standard	DOT(FMVSS 108)
EMC	R10
Function	High-beam / Low-beam / Position
Dimension	⌖ 175.5 × 78 mm
Working voltage	DC 12-30 V
Power consumption	High-beam(de-icing ON): 60 ± 6 W High-beam(de-icing OFF): 29 ± 2 W Low-beam(de-icing ON): 40 ± 5 W Low-beam(de-icing OFF): 7.5 ± 1 W Position: 2 ± 0.5 W
Luminous flux	High beam: 1800 ± 200 lm Low beam: 480 ± 50 lm Position: 70 ± 10 lm
Color temperature	5500-6500 K
Electrical connection	Direct wiring 200 mm connected to H4 3-pin
Installation	Flush-mount installation Mounting hole C-C spacing: 155 mm

IP67

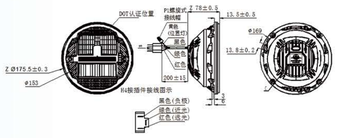

SM-8045-SDA-L&R

Implementation standard	Headlamp complies with J / BT 7694-2007; turn / position light comply with ECE-R148
EMC	Compliant with EN 50498
Function	High-intensity work lamp / Low-intensity work lamp / Turn / Position
Dimension	225 × 187.5 × 84.5 mm
Working voltage	DC 12-36 V
Power consumption	High-intensity: 23 ± 2.5 W Low-intensity: 15 ± 2 W Turn: 4.5 ± 1 W; Position: 0.5 ± 0.2 W
Luminous flux	High-intensity: 2000 ± 300 lm Low-intensity: 1300 ± 200 lm Turn: 250 ± 80 lm; Position: 60 ± 10 lm
Color temperature	High / Low-intensity: 2900-3500 K Turn: 1200-1600 K; Position: 5500-6500 K
Electrical connection	Embedded DT04-6P
Installation	Fastened with M10*20 mm bolts

IP67

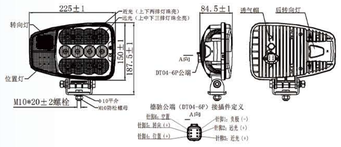

SM-7050-RDC

Implementation standard	CCC
EMC	R10; CISPR 25 Class 3
Function	High-beam / Low-beam / Turn / Position
Dimension	⌖ 211 × 110.3 mm
Working voltage	DC 12-36 V
Power consumption	High beam: 20 ± 2 W Low beam: 8.5 ± 1 W Turn: 6 ± 0.5 W; Position: 2 ± 0.5 W
Luminous flux	High beam: 1600 ± 200 lm Low beam: 700 ± 100 lm Turn: 350 ± 50 lm; Position: 30 ± 10 lm
Color temperature	High beam: 5500-6300 K Low beam: 4700-5300 K Turn: 1500-1800 K; Position: 4700-5300 K
Electrical connection	Direct wiring 240 mm connected to DT04-6P
Installation	Flush-mount installation, fastened with M6 × 20 mm threaded studs

IP67

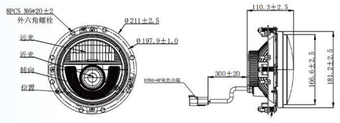

SM-9083-RDA / RDB-L&R

Certification	ECE-R148、R149
EMC	EN 50498
Function	High-beam / Low-beam / Turn / Position
Dimension	228 × 154 × 115 mm
Working voltage	DC 12-36 V
Power consumption	High beam: 30 ± 3 W Low beam: 12.5 ± 2 W Turn: 3.5 ± 0.7 W; Position: 0.5 ± 0.15 W
Luminous flux	High beam: 2300 ± 300 lm Low beam: 1100 ± 200 lm Turn: 180 ± 30 lm; Position: 30 ± 5 lm
Color temperature	High beam / Low beam / Position: 6000-7000 K Turn: 1500-1700 K
Electrical connection	Embedded DT04-6P
Installation	A: Fastened with M12*60 mm bolts B: Rear bracket mounting, fastened with M6*27 mm bolts

IP67

SM-9083-RDA

SM-9083-RDB

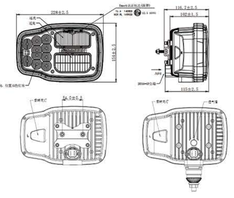

Combination Lamp

SM-9060-RDB

SM-9060-RDC

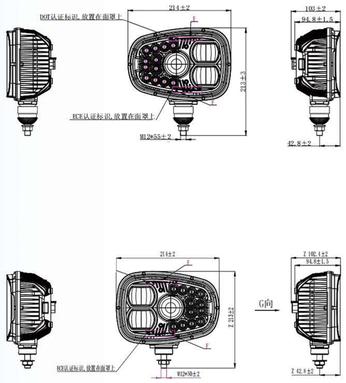

SM-9060-RDD

SM-9060-RDE

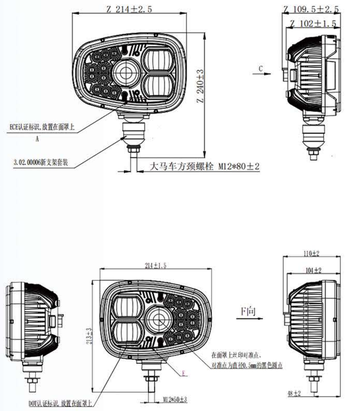

SM-9060 Series

Model No.	SM-9060-RDB-L&R	SM-9060-RDC-L&R	SM-9060-RDD-L&R(lens heating function)	SM-9060-RDE-L&R(lens heating function)
Certification	DOT(FMVSS.108)	ECE-R6、R7、R112		DOT(FMVSS.108)
Function	High-beam / Low-beam / Turn / Position			
Dimension	214 × 213 × 103 mm	214 × 201 × 102.4 mm	214 × 240 × 109.5 mm	214 × 213 × 110 mm
Working voltage	DC 12-36 V		DC 12-30 V	
Power consumption	High beam: 38 ± 4 W Low beam: 15 ± 2 W Turn: 6 ± 1 W Position: 2 ± 0.5 W	High beam: 38 ± 4 W Low beam: 9 ± 2 W Turn: 6 ± 1 W Position: 2 ± 0.5 W	High-beam(de-icing ON): 73 ± 8 W High-beam(de-icing OFF): 37 ± 4 W Low-beam(de-icing ON): 34 ± 5 W Low-beam(de-icing OFF): 9 ± 2 W Turn: 6 ± 1 W; Position: 2 ± 0.5 W	High-beam(de-icing ON): 73 ± 8 W High-beam(de-icing OFF): 37 ± 4 W Low-beam(de-icing ON): 49 ± 5 W Low-beam(de-icing OFF): 15 ± 2 W Turn: 6 ± 1 W; Position: 2 ± 0.5 W
Luminous flux	High beam: 1600 ± 150 lm; Low beam: 750 ± 100 lm Turn: 500 ± 50 lm; Position: 65 ± 10 lm		High beam: 1400 ± 200 lm; Low beam: 750 ± 100 lm Turn: 430 ± 50 lm; Position: 65 ± 10 lm	
Color temperature	High beam: 4700-5500 K; Low beam: 4700-5500 K Turn: 1600-1800 K; Position: 4700-5500 K		High beam / Low beam / Position: 5000-5500 K Turn: 1600 ± 100 K	
Electrical connection	Embedded DT04-6P			
Installation	Fastened with M12*50 mm bolt			

IP67

COMBINATION LAMP

SM-5035-SDA

SM-WD-5035B

SM-5035 Series

Model No.	SM-5035-SDA	SM-WD-5035B-L&R
Certification	CE	
Implementation standard	Turn complies with ECE-R148	Turn / Brake / Position complies with ECE-R148
Function	Work lamp / Front / Rear Turn light	Work lamp / Turn / Position / Brake / Reverse
Dimension	108.5 × 138 × 52 mm	
Working voltage	DC 12-36 V	
Power consumption	Work lamp: 10.5 ± 1 W Turn: 3 ± 0.3 W	Work lamp: 10 ± 1 W; Reverse: 1.8 ± 0.3 W Brake: 5 ± 0.5 W; Turn: 0.6 ± 0.1 W Rear Position: 1.2 ± 0.2 W
Luminous flux	Work lamp > 1200 lm Turn > 150 lm	Work lamp> 1200 lm; Reverse > 200 lm Brake> 60 lm; Turn> 60 lm Position> 10 lm
Color temperature	Work lamp: 6000 ± 500 K Turn: 1600 ± 200 K	Work lamp / Reverse: 6000 ± 500 K Brake / Position: 1000 ± 100 K Turn: 1700 ± 200 K
Electrical connection	Direct wiring 300 ± 20 mm connected to DT04-3P	Direct wiring 300 ± 20 mm connected to DT04-6P
Installation	Fastened with M10 × 25 mm bolts	

IP67

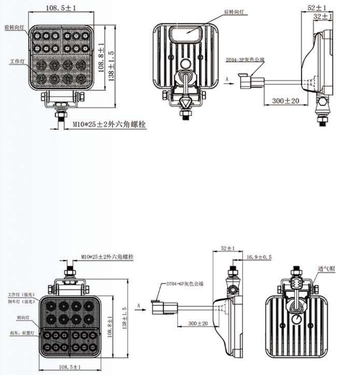

SM-12054-SDA

SM-12059-SDB

SM-12054-SDA / 12059-SDB-L&R

Model No.	SM-12054-SDA-L&R	SM-12059-SDB-L&R
Certification	CE	
Implementation standard	Compliant with ECE-R6、R7、R112	Work lamp complies with JBT 7694-2007 Turn / Brake complies with ECE-R148
EMC	EN 50498	Compliant with CISPR 25 Class 3
Function	High-beam / Low-beam / Turn / Front	Work lamp / Turn / Brake
Dimension	318.4 × 139.2 × 89 mm	318.4 × 139.2 × 81.4 mm
Working voltage	DC 12-36 V	Work lamp: DC 12-48 V Signal: DC 12-36 V
Power consumption	High beam: 14-16 W; Low beam: 8.5-9.5 W Turn: 2.5-3 W; Position: 0.4 ± 0.6 W	Work lamp: 15 ± 2 W; Brake: 4 ± 0.5 W Turn: 2 ± 0.3 W
Luminous flux	High beam: 1450 ± 150 lm Low beam: 700 ± 150 lm Turn: 220 ± 50 lm; Position: 22 ± 10 lm	Work lamp: 1500 ± 200 lm; Brake: 85 ± 10 lm; Turn: 160 ± 20 lm
Color temperature	High / Low beam / Positon: 5700-6500 K Turn: 1550-1800 K	Work lamp: 3000-3500 K Brake: 900-1100 K; Turn: 1550-1800 K
Electrical connection	Direct wiring 300 mm connected to DT04-6P	Direct wiring 250 mm connected to DT04-6P
Installation	Fastened with M5*40 mm bolts; Horizontal C-C spacing: 278 mm Vertical C-C spacing: 93 mm	

IP67

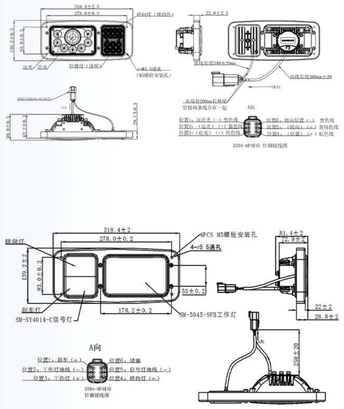

REAR COMBINATION LAMP

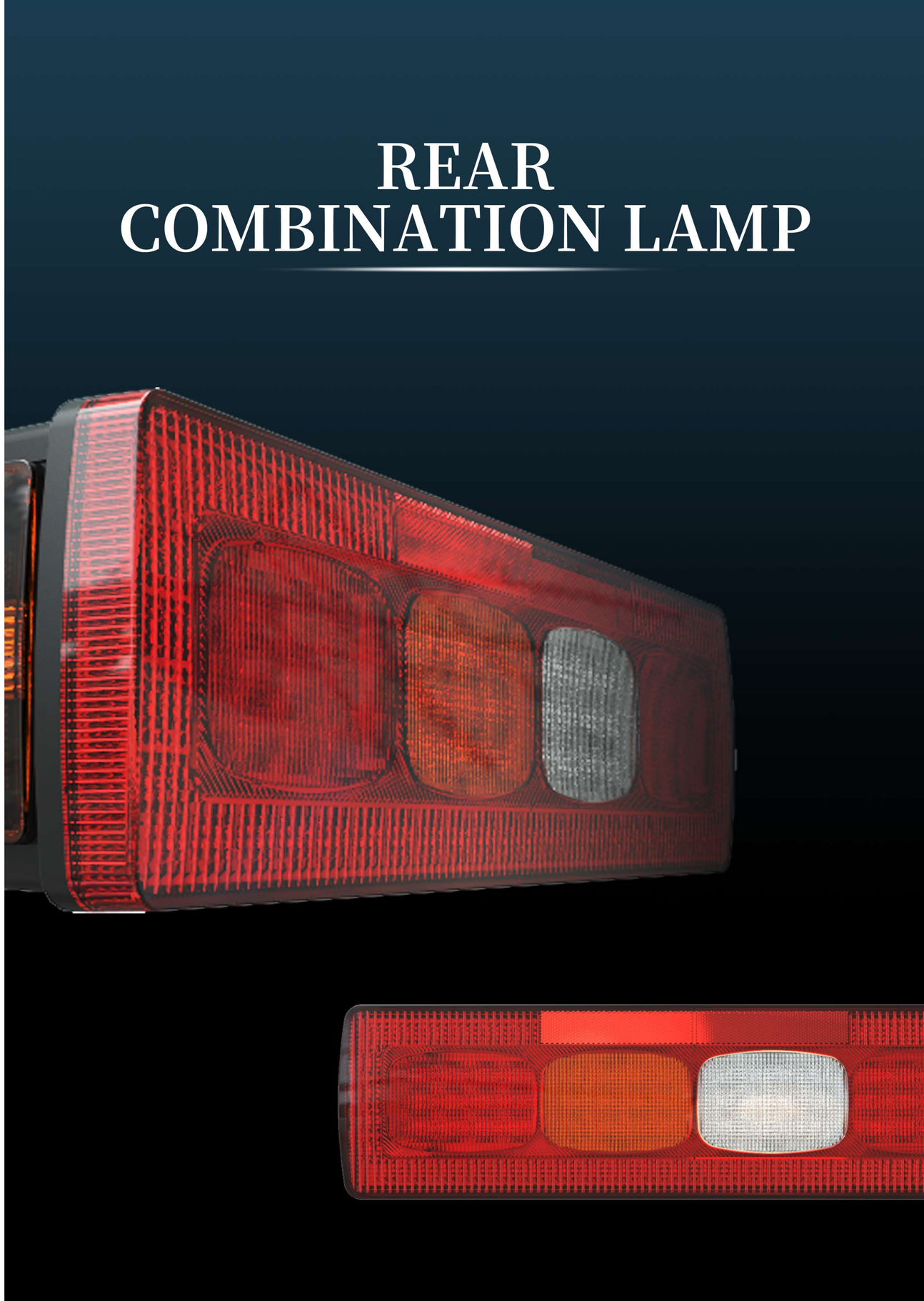

WD-001 Series

Model No.	SM-WD-001	SM-WD-001H
Certification		ECE-R148
Function	Position / Brake / Turn / Reverse / Return	
Dimension	278 × 97 × 26.3 mm	278 × 97 × 45 mm
Working voltage	DC 24 V	
Power consumption	Reverse: 2 ± 0.5 W; Brake: 2.5 ± 0.5 W Turn: 2 ± 0.5 W; Position: 0.9 ± 0.1 W	Reverse: 1.25 ± 0.3 W; Brake: 5 ± 0.7 W Turn: 2 ± 0.4 W; Position: 0.5 ± 0.2 W
Luminous flux	Reverse: 40 ± 10 lm; Brake: 200 ± 30 lm Turn: 115 ± 15 lm; Position: 15 ± 5 lm	Reverse / Brake / Turn: 130 ± 25 lm Position: 9 ± 3 lm
Color temperature	Reverse: 5500-6500 K; Turn: 1500-1700 K Brake / Position: 950-1100 K	Reverse: 3500-4500 K; Turn: 1500-1900 K Brake / Position: 900-1100 K
Electrical connection	Direct wiring 250 ± 10 mm connected to DT04-6P	
Installation	Mounting hole C-C spacing: 114 mm; Fastened with 2-M6 × 25 mm bolts	

IP67

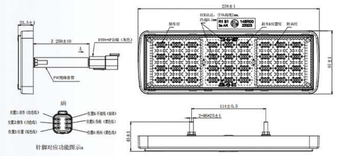

SM-WD-1074B

Certification	CE
EMC	EN 50498
Function	Turn / Position / Brake / Reverse / Return
Dimension	220 × 55 × 27 mm
Working voltage	DC 12-36 V
Power consumption	Reverse: 3.6 ± 0.7 W; Brake: 5 ± 1.2 W Turn: 2.2 ± 0.5 W; Position: 0.9 ± 0.36 W
Luminous flux	Reverse: 310 ± 30 lm; Brake: 68 ± 8 lm Turn: 125 ± 20 lm; Position: 8 ± 2 lm
Color temperature	Reverse: 5700-6500 K; Brake: 900-1000 K Turn: 1500-1700 K; Position: 900-1000 K
Electrical connection	Direct wiring 300 ± 20 mm connected to Amphenol AT04-6P
Installation	Fastened with 2-M5 bolts

IP65

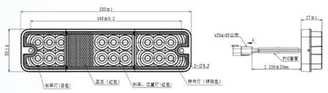

SM-SY2014-B

Photometric standard	Compliant with GB 4785
Function	Position / Brake / Turn / Reversing
Dimension	507.9 × 89.9 × 102.5 mm
Working voltage	DC 24 V
Power consumption	Reverse: 1 ± 0.3 W; Brake: 3.5 ± 0.5 W Turn: 2.5 ± 0.5 W; Position: 0.7 ± 0.2 W
Luminous flux	Reverse: 180 ± 20 lm; Brake: 110 ± 15 lm Turn: 230 ± 28 lm; Position: 12 ± 5 lm
Color temperature	Reverse: 5700-6500 K; Turn: 1500-1800 K Brake / Position: 950-1050 K
Electrical connection	Embedded DT04-6P
Installation	Mounting hole C-C spacing: 300 mm Fastened with 3-M8 × 30 bolts

IP65

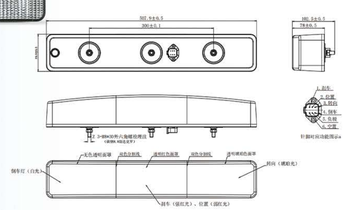

SM-LG-8024A-L&R

Photometric standard	Compliant with EN5 5015 Class A
Function	Position / Brake / Turn / Reverse / Return
Dimension	192.6 × 98 × 27.4 mm
Working voltage	DC 12 V
Power consumption	Reverse: 1.2 ± 0.3 W; Brake: 3.3 ± 0.5 W Turn: 0.8 ± 0.2 W; Position: 1 ± 0.3 W
Luminous flux	Reverse: 120 ± 20 lm; Brake: 50 ± 10 lm Turn: 65 ± 10 lm; Position: 15 ± 3 lm
Color temperature	Reverse: 6000 ± 500 K Brake / Position: 1000 ± 100 K Turn: 1700 ± 200 K
Electrical connection	Direct wiring 400 ± 20 mm connected to DT04-6P
Installation	Fastened with bolts; secured with 2-M5*20 mm bolts

IP67

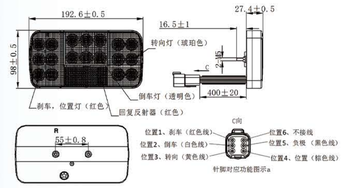

SM-8024E-01L / 01R

Certification	ECE-R148
Function	Position / Brake / Turn / Reverse / Return
Dimension	195.2 × 100.2 × 24 mm
Working voltage	DC 24 V
Power consumption	Reverse: 2.5 ± 0.2 W; Brake: 3 ± 0.3 W Turn: 2.9 ± 0.2 W; Position: 0.25 ± 0.1 W
Luminous flux	Reverse: 180 ± 20 lm; Brake: 85 ± 10 lm Turn: 170 ± 15 lm; Position: 10 ± 5 lm
Color temperature	Reverse: 5700-6700 K; Turn: 1500-1800 K Brake / Position: 900-1100 K
Electrical connection	Direct wiring 400 ± 20 mm connected to DT04-6P
Installation	Fastened with 2-M5 bolts Mounting hole C-C spacing: 53.5 mm

IP67



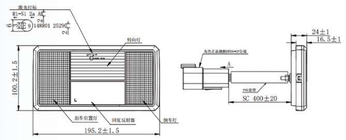

SM-12022-SS24

Certification	ECE-R148
EMC	EN 50498
Function	Position / Brake / Turn / Reverse
Dimension	273.5 × 118.1 × 36.5 mm
Working voltage	DC 12-36 V
Power consumption	Reverse: 1.2 ± 0.2 W; Brake: 3.1 ± 0.5 W Turn: 0.8 ± 0.2 W; Position: 0.8 ± 0.3 W
Luminous flux	Reverse: 150 ± 20 lm; Brake: 70 ± 15 lm Turn: 60 ± 10 lm; Position: 6 ± 3 lm
Color temperature	Reverse: 5500-6500 K; Turn: 1500-1800 K Brake / Position: 900-1100 K
Electrical connection	Direct wiring 300 ± 20 mm connected to DT04-6P
Installation	① Horizontal C-C spacing: 243 ± 0.2 mm ② Vertical C-C spacing: 87.5 ± 0.2 mm Fastened with 4*M5 bolts

IP67



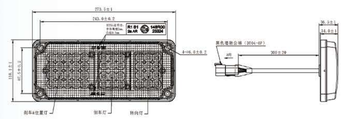

Combination Lamp

SM-SY19022-A-L&R

Certification	3C; ECE-R10、R148、R150; DOT
Function	Position / Brake / Turn / Reversing / Side-marker / Licence-plate / Fog
Dimension	480 × 133 × 90.7 mm
Working voltage	DC 24-28 V
Power consumption	Reverse: 2.2 ± 0.22 W; Brake: 3.6 ± 0.4 W Fog: 7.5 ± 0.2 W; Turn: 2.3 ± 0.23 W Position / Side-marker / Licence-plate: 2.5±0.3W
Luminous flux	Reverse: 150 ± 20 lm; Brake: 53 ± 5 lm Fog: 100 ± 15 lm; Turn: 105 ± 15 lm Position / Side-marker / Licence-plate: 65±10 lm
Electrical connection	Embedded 1718230-1
Installation	Fastened with 4-M6 bolts Horizontal C-C spacing: 390 mm Vertical C-C spacing: 75 mm

IP67

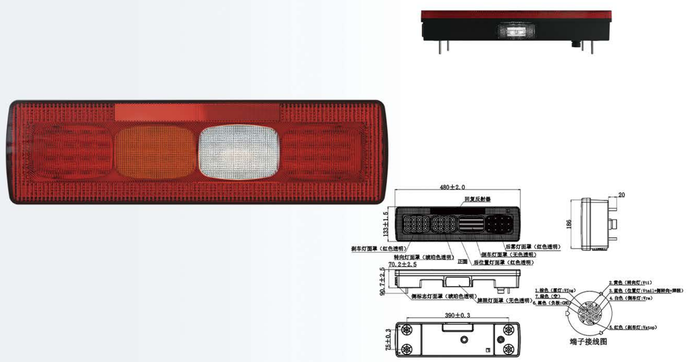

SM-TLZH4008-B-L&R

Function	Position / Brake / Turn
Dimension	300 × 172 × 84.6 mm
Working voltage	DC 24 V
Power consumption	Brake: 1.68 ± 0.24 W; Turn: 0.75 ± 0.2 W Position: 0.4 ± 0.2 W
Luminous flux	Brake: 50 ± 5 lm; Turn: 70 ± 10 lm Position: 8 ± 2 lm
Color temperature	Brake: / Position: 900-1100 K Turn: 1600-2000 K
Electrical connection	Direct wiring 140 ± 20 mm Turn-signal: Hebi 3021-23-1 Brake / Position: Hebi 3031-23-11
Installation	fastened with protective mounting plate

IP67

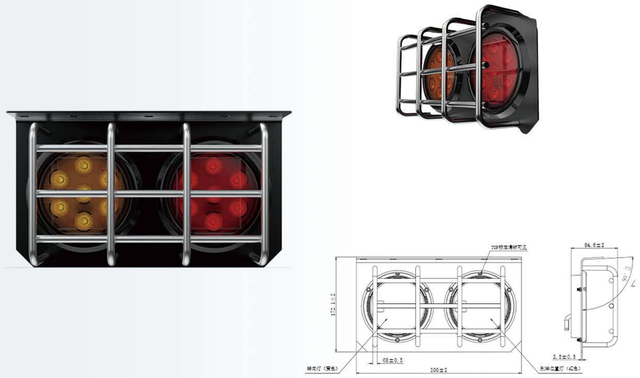

ZJTK Series

Model No.	SM-ZJTK-D-3B	SM-ZJTK-D-3C
Photometric standard	3C(GB 17509、GB 5920、GB 15235、GB 5920)	
Function	Position / Brake / Turn / Reversing	Tri-color signal light
Color		
Dimension	420 × 140 × 27.2 mm	
Working voltage	DC 24 V	
Power consumption	Reverse / Turn: 0.7 ± 0.1 W Brake: 1.77 ± 0.17 W; Position: 0.4 ± 0.2	Red: 1.7 ± 0.2 W; Yellow: 0.7 ± 0.1 W Green: 2 ± 0.3 W
Luminous flux	Reverse: 155 ± 10 lm; Brake: 62 ± 5 lm Turn: 100 ± 10 lm; Position: 8 ± 2 lm	Red / Yellow / Green: 50 ± 5 lm
Color temperature	Reverse: 5500-6000 K; Turn: 1600-2000 K Brake / Position: 800-1200 K	Red: 900-1100 K; Yellow: 1700-2000 K Green: 535-545 nm
Electrical connection	Direct wiring 400 ± 30 mm connected to DT04-6P	Direct wiring 300 ± 20 mm connected to DT04-6P
Installation	Embedded mounting plate, fastened with M5*20 mm bolts	

IP67

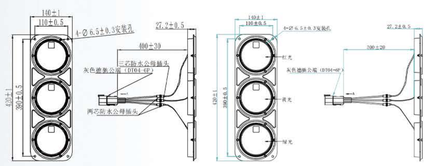

WORK LAMP

SM-120-090B

Photometric standard	Compliant with ECE-R148
EMC	ISPR 25 Class 3
Dimension	550.5 × 45.8 × 43.6 mm
Working voltage	DC 12-48 V
Actual power	48 ± 5 W
Luminous flux	6200 ± 500 lm
Color temperature	5000-6500 K
Electrical connection	Direct wiring 450 ± 20 mm connected to TE282104-1
Installation	Secured by side-mount bracket

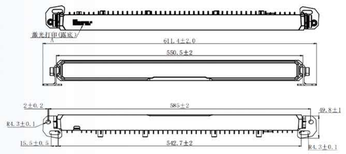

IP67



SM-5024-SSA&SSB



SM-5024-SSC

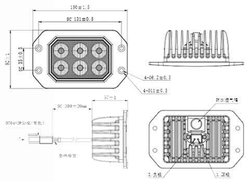

SM-5024 Series

Model No.	SM-5024-SSA	SM-5024-SSB	SM-5024-SSC
EMC	EN 50498		
Function	Fog Lamp	Fog Lamp	Work Lamp
Dimension	150 × 92 × 57 mm		
Working voltage	DC 12-48 V		
Actual power	20 ± 2 W		
Luminous flux	⩾ 1600 lm		
Color temperature	3000 ± 500 K		
Electrical connection	Direct wiring 300 ± 20 mm	Embedded DT04-2P	Direct wiring 300 ± 15 mm connected to AMP282104-1
Installation	Mounting hole C-C spacing: 35 mm Fastened with 4-M6 bolts		

IP67

SM-5030-OFA

Dimension	141.8 × 45 × 51.7 mm
Working voltage	DC 12-36 V
Actual power	13 ± 2 W
Luminous flux	1900 ± 200 lm
Color temperature	5500-6500 K
Electrical connection	Direct wiring 500 ± 20 mm connected to AMP282104-1
Installation	Reverse-mounted, fasteded with 2-M4 bolts

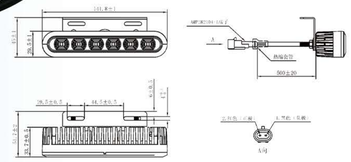

IP67

SM-5056-SFA

Dimension	124 × 108.2 × 76.5 mm
Working voltage	DC 12-36 V
Power consumption	33 ± 4 W
Luminous flux	3500 ± 350 lm
Color temperature	4000 ± 400 K
Electrical connection	Embedded DT04-2P
Installation	304-SUS bracket, fastened with M10 × 25 mm bolts

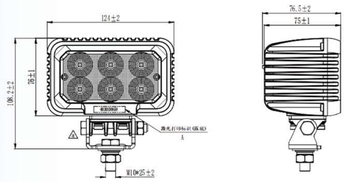

IP67

SM-6018-RFA / RSA

EMC	EN 50498
Function	RFA: Flood; RSA: Spot
Dimension	160 × 50 × 88.7 mm
Working voltage	DC 12-30 V
Power consumption	15 ± 1.5 W
Luminous flux	RFA: 1000 ± 100 lm; RSA: 1200 lm
Color temperature	5500-6500 K
Electrical connection	Direct wiring 150 ± 20 mm connected to DT04-2P
Installation	Mounted with 304-SUS bracket

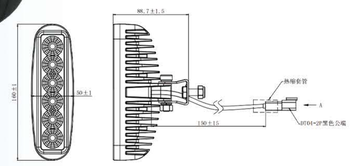

IP67

SM-6020-SFA

EMC	EN 50498
Dimension	172 × 98 × 55.5 mm
Working voltage	DC 12-36 V
Power consumption	14 W
Luminous flux	1500 ± 200 lm
Color temperature	5500-6500 K
Electrical connection	Embedded DT04-2P
Installation	Flush-mount

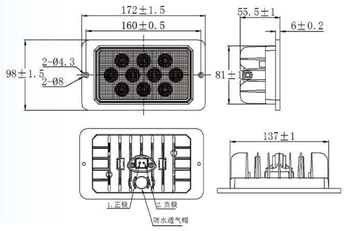

IP67

SM-6024-SFC01

Dimension	144 × 121.4 × 63.8 mm
Working voltage	DC 12-48 V
Power consumption	14-17 W
Luminous flux	⩾ 1600 lm
Color temperature	5700 ± 300 K
Electrical connection	Direct wiring 300 ± 20 mm connected to DT04-2P
Installation	304-SUS bracket, fastened with M10 × 25 mm bolts

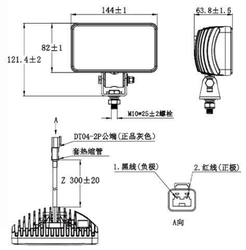

IP67

SM-6120-SFD

EMC	CISPR 25 Class 3
Dimension	135 × 126.3 × 80.3 mm
Working voltage	DC 12-48 V
Power consumption	50 ± 7.5 W
Luminous flux	5000 ± 750 lm
Color temperature	5700-6300 K
Electrical connection	Embedded DT04-2SWP
Installation	Fastened with M10 × 30 Carriage bolt

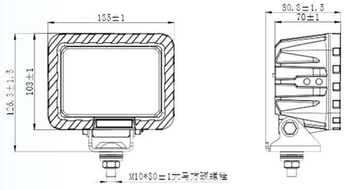

IP68

SM-SY6030-SFD

Certification	ECE-R10
EMC	CISPR 25 Class 3
Dimension	160 × 45 × 38 mm
Working voltage	DC 12-36 V
Power consumption	14 ± 2.5 W
Luminous flux	1500 ± 200 lm
Color temperature	5700-6500 K
Electrical connection	Direct wiring 200 ± 20 mm connected to DT04-2P
Installation	304-SUS bracket, fastened with M10 × 25 mm bolts

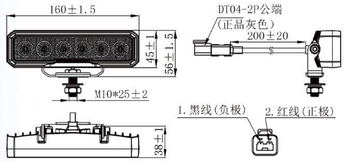

IP67

SM-6030-SFE

SM-6018-SWA

SM-6030-SFE / SM-6018-SWA

Model No.	SM-6030-SFE	SM-6018-SWA
EMC	CISPR 25 Class 3	
Function	Work Lamp	Signal light
Dimension	200 × 50 × 44.9 mm	
Working voltage	DC 12-36 V	
Power consumption	18 W	15 ± 2 W
Luminous flux	⩾ 2200 lm	
Color temperature	5500-6500 K	
Flashing frequency		2 Hz
Electrical connection	Embedded DT04-2P	Direct wiring 200 ± 20 mm connected to DT04-2P
Installation	Flush-mount installation Mounting hole C-C spacing: 177 ± 1 mm Fastened with 2-M6*25 mm bolts	Flush-mount installation Mounting hole C-C spacing: 177 ± 1 mm Fastened with 2-M6*20 mm bolts

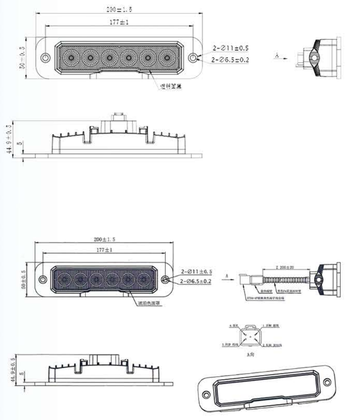

IP67

SM-C80168-SFB-L&R

Certification	CE
EMC	CISPR 25 Class 3
Dimension	157.2 × 92.9 × 48.9 mm
Working voltage	DC 12-36 V
Power consumption	40 ± 4 W
Luminous flux	4300 ± 500 lm
Color temperature	5500-6500 K
Electrical connection	Embedded DT04-2P
Installation	304 bracket; angle-adjustable, mounted with M10 bolts

IP67

SM-JRCL01-18W

EMC	CISPR 25 Class 3
Dimension	200 × 44.9 × 50 mm
Working voltage	DC 12-36 V
Power consumption	18 W
Luminous flux	⩾ 2200 lm
Color temperature	5500-6500 K
Electrical connection	Direct wiring 350 ± 35 mm connected to DT04-2P
Installation	Mounting hole C-C spacing: 185 mm Fastened with 2-M6 bolts



IP67

SM-KT11032-SFA

EMC	CISPR 25 Class 3
Dimension	257 × 77 × 93.8 mm
Working voltage	DC 12-36 V
Power consumption	28 W
Luminous flux	3000 ± 300 lm
Color temperature	5500-6500 K
Electrical connection	Direct wiring 400 ± 20 mm connected to 01013011, 01013021
Installation	Offset bracket, fasteded with M10*25 mm bolts

IP67

SM-SY4016-SFE

Certification	ECE-R10
Dimension	103.8 × 131.2 × 47.3 mm
Working voltage	DC 12-36 V
Power	15 ± 2 W
Luminous flux	1800 ± 300 lm
Color temperature	5500-6500 K
Electrical connection	Embedded DT04-2P(1-, 2+)
Installation	304-SUS bracket, fastened with M10*25 mm bolts

IP67

SM-LG4018-SFA

EMC	CISPR 25 Class 3
Dimension	98.7 × 112 × 52 mm
Working voltage	DC 12-36 V
Power	14 ± 2 W
Luminous flux	1400 ± 200 lm
Color temperature	2700-3300 K
Electrical connection	Embedded DT04-2P
Installation	304 bracket, fastened with M10*25 mm bolts

IP68

SM-SH4018-SFB

Certification	CE
EMC	CISPR 25 Class 3
Dimension	89.4 × 119.5 × 54.5 mm
Working voltage	DC 9-36 V
Power	15 ± 1 W
Luminous flux	1300 ± 100 lm
Color temperature	5500-6500 K
Electrical connection	Embedded DT04-2P
Installation	304 bracket, fastened with M10*25 mm bolts

IP68

Work Lamp

SM-4024-SFB

EMC	Compliant with EN 55015
Dimension	101.5 × 205.2 × 53 mm
Working voltage	DC 12-48 V
Power	24 W
Luminous flux	1700 ± 150 lm
Color temperature	5700-6500 K
Electrical connection	Fastened with wing nut
Installation	Stainless-steel bracket with nylon base

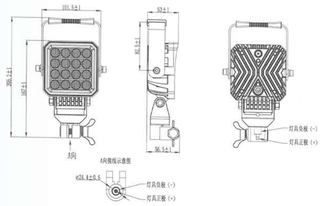

IP67

SM-4027-SFB SM-4063-SFA SM-5048&5084-SFB

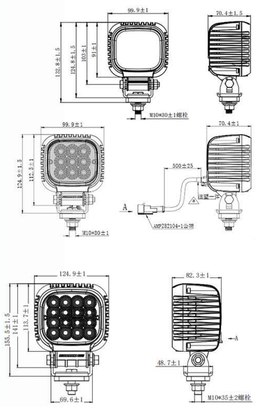

SM-4027 / 4063 / 5048 / 5084

Model No.	SM-4027-SFB	SM-4063-SFA	SM-5048-SFB	SM-5084-SFB
EMC	CISPR 25 Class 3			
Dimension	99.9 × 132.8 × 70.4 mm	99.9 × 124.9 × 70.4 mm	124.9 × 155.5 × 82.3 mm	
Working voltage	DC 12-48 V			
Actual power	15.5 ± 1.5 W	33 ± 4 W	32 ± 3 W	45 ± 6 W
Luminous flux	1650 ± 150 lm	⩾ 3800 lm	3600 ± 300 lm	4500 ± 500 lm
Color temperature	3800-4800 K	5700-6500 K	4300 ± 300 K	
Electrical connection	Embedded DT04-2P(1-, 2+)	Embedded DT04-2P / Direct wiring 500 mm connected to AMP-282104-1	Embedded DT04-2P	
Installation	304-SUS bracket, fastened with M10*30 mm bolts		304-SUS bracket, fastened with M10*35 mm bolts	

IP67

SM-5027-SFE

SM-SY5027-SFE

SM-5027 Series

Model No.	SM-5027-SFE	SM-SY5027-SFE(with protective cover)
Certification	CE	
EMC	Compliant with ECE-R10	CISPR 25 Class 3
Dimension	108.8 × 140.6 × 51.1 mm	123 × 147.7 × 73.5 mm
Working voltage	DC 12-36 V	
Actual power	18 W	
Luminous flux	⩾ 2200 lm	
Color temperature	5700-6500 K	
Electrical connection	Embedded DT04-2P	
Installation	304 bracket fastened with M10 × 30 mm bolts	

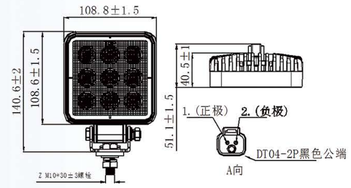

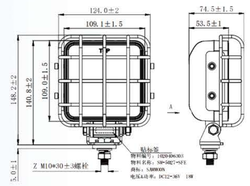

IP67

SM-5036 / 5054-SFA

Model No.	SM-5036-SFA	SM-5054-SFA
Certification	CE	
EMC	EN 50498	
Dimension	112.7 × 154.2 × 58.5 mm	
Working voltage	DC 12-36 V	
Power consumption	18 ± 2 W	32.5 ± 3 W
Luminous flux	2800 ± 300 lm	4000 ± 300 lm
Color temperature	5500-6500 K	
Electrical connection	Embedded DT04-2P	
Installation	Fastened with M10 × 30 bolt	

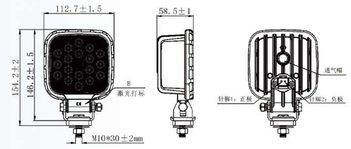

IP67

SM-5080 Series

Model No.	SM-5080-HS	SM-5080-HS01
Function	Heated-lens Work Lamp	Work Lamp
Dimension	110 × 132 × 86.2 mm	
Working voltage	DC 12-30 V	
Actual power	Snow-melt ON: 68 ± 8 W Snow-melt OFF: 48 ± 8 W	48 ± 4 W
Luminous flux	4400 ± 400 lm	
Color temperature	5500-6500 K	
Electrical connection	Embedded DT04-2P	
Installation	Fastened with M10 × 30 bolts	

IP67

SM-5080-SFE

EMC	Compliant with CISPR 25 Class 3
Dimension	103 × 134.3 × 70 mm
Working voltage	DC 12-48 V
Power	35 ± 5 W
Luminous flux	⩾ 3000 lm
Color temperature	5500-6500 K
Electrical connection	Embedded DT04-2P
Installation	Fastened with M10 × 25 mm bolts

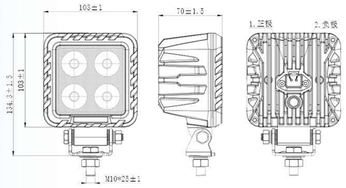

IP67

SM-B6100 Series

Model No.	SM-B6100-SDA	SM-B6100-SFA
EMC	CISPR 25 Class 3	
Function	Spot-beam	Flood-beam
Dimension	108 × 139 × 85 mm	
Working voltage	DC 9-32 V	
Power consumption	58 ± 8 W	52 ± 7 W
Luminous flux	5500 ± 500 lm	5300 ± 500 lm
Color temperature	6000 ± 500 K	
Electrical connection	Embedded DT04-2P	
Installation	Fastened with M10 × 30 bolts	

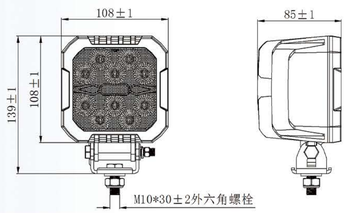

IP67

SM-XG7080-SSA SM-XG7080-SFA SM-XG7080-SFB

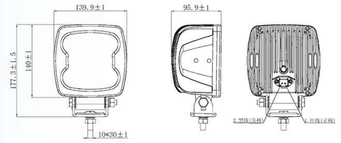

SM-XG7080 Series

Model No.	SM-XG7080-SSA	SM-XG7080-SFA	SM-XG7080-SFB
Function	Spot-beam	Flood-beam	Fog Light
Dimension	140 × 179.5 × 95.9 mm		
Working voltage	DC 12-48 V		
Actual power	52 ± 6 W		
Luminous flux	⩾ 5400 lm		3000 ± 300 lm
Color temperature	6500 ± 500 K		1800-2200 K
Electrical connection	Direct wiring 240 ± 20 mm connected to DT04-2P		
Installation	Fastened with M10 × 60 mm bolts		

IP67

SM-SY3012-RFE

EMC	Compliant with CISPR 25 Class 3
Dimension	ϕ 82 × 107 × 52 mm
Working voltage	DC 12-42 V
Power consumption	10.5 ± 1 W
Luminous flux	1000 ± 100 lm
Color temperature	5700-7000 K
Electrical connection	Embedded DT04-2P
Installation	Fastened with M8 × 20 mm bolt

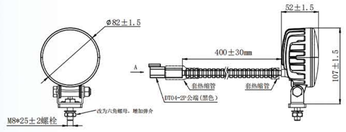

IP67

SM-3040-RFE

EMC	Compliant with CISPR 25 Class 3
Dimension	ϕ 91.5 × 120.2 × 82 mm
Working voltage	DC 12-48 V
Power consumption	25 ± 3 W
Luminous flux	⩾ 3000 lm
Color temperature	5500-6500 K
Electrical connection	Embedded DT04-2P
Installation	Fastened with M8 × 20 mm bolt

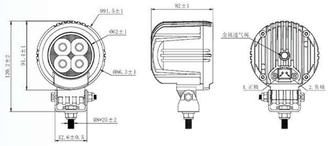

IP67

SM-4016-RSA-LV

Dimension	ϕ 89.6 × 117.3 × 44 mm
Working voltage	DC 9-32 V
Actual power	13 W
Luminous flux	⩾ 1400 lm
Color temperature	5700-6500 K
Electrical connection	Direct wiring 100 ± 20 mm connected to PP0436608
Installation	304-SUS bracket, fastened with M8*20 mm bolts

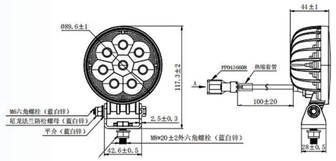

IP67

SM-4018-RFA

Dimension	ϕ 89.6 × 116.1 × 44 mm
Working voltage	DC 9-32 V
Power consumption	13 W
Luminous flux	⩾ 1400 lm
Color temperature	5700-6500 K
Electrical connection	Embedded DT04-2P
Installation	Fastened with M8 × 20 mm bolt

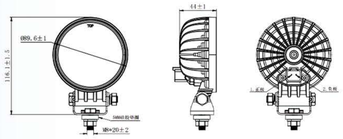

IP67

SM-ZL4018-RFB

Dimension	ϕ 90.2 × 129 × 76 mm
Working voltage	DC 12-36 V
Power consumption	14 ± 2 W
Luminous flux	1500 ± 200 lm
Color temperature	5500-6500 K
Electrical connection	Direct wiring 200 ± 20 mm connected to DT04-2P
Installation	Fastened with 2-M6 × 20 mm threaded studs

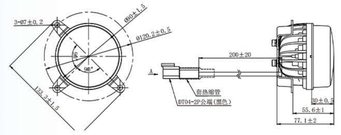

IP67

SM-4018 Series

Model No.	SM-4018-RFC	SM-4018-RFD
Certification	ECE-R10	
Function	Work Lamp	Fog Lamp
Dimension	ϕ 95 × 63.9 mm	ϕ 95 × 46 mm
Working voltage	DC 12-36 V	
Power consumption	12 ± 2 W	3 ± 0.5 W
Luminous flux	⩾ 800 lm	250 ± 30 lm
Color temperature	4000-5000 K	1550-1700 K
Electrical connection	Direct wiring 200 ± 20 mm connected to DT04-2P	Direct wiring 340 ± 20 mm connected to DT04-2P
Installation	Flush-mount installation, secured with 2-M6 × 20 mm threaded studs	Flush-mount installation, secured with 2-M5 mm threaded studs

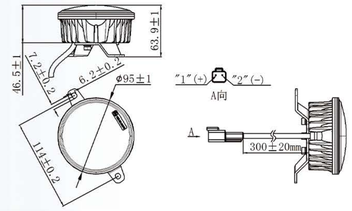

IP67

SM-4030-RFA

Certification	ECE-R10; CE
EMC	CISPR 25 Class 3
Dimension	ϕ 89.4 × 113.2 × 52.1 mm
Working voltage	DC 12-36 V
Power consumption	20 ± 2 W
Luminous flux	2000 ± 200 lm
Color temperature	5500-6500 K
Electrical connection	Direct wiring 100 ± 10 mm connected to DT04-2P
Installation	304-SUS bracket, fastened with M10*35 mm bolts

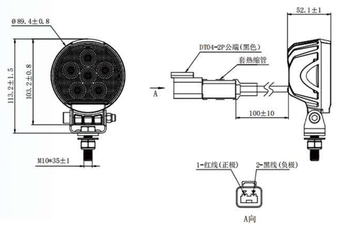

IP69K

SM-4027 Series

Model No.	SM-4027-RFG	SM-4027-RFG
EMC	EN 50498	EN 55015
Function	Work Lamp	Fog Lamp
Dimension	ϕ 116 × 146.3 × 42.6 mm	
Working voltage	DC 12-36 V	
Power consumption	18 ± 3 W	18 ± 2 W
Luminous flux	1600 ± 200 lm	⩾ 750 lm
Color temperature	5700-6500 K	1500-1800 K
Electrical connection	Embedded DT04-2P	
Installation	304-SUS bracket, fastened with M10*25 mm bolts	304-SUS bracket, fastened with M10*25 ± 3 mm bolts

IP67

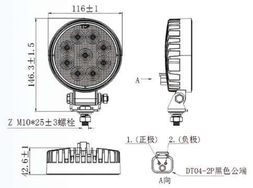

SM-4027-RFC

Implementation standard	GB 15766.1-2008; GB 4785-2019
EMC	EN 55015 Class A
Function	Work Lamp
Dimension	ϕ 116 × 146.3 × 42.6 mm
Working voltage	DC 12-36 V
Power consumption	18 W
Luminous flux	1650 ± 300 lm
Color temperature	5700-6500 K
Electrical connection	Embedded DT04-2P
Installation	304-SUS bracket, fastened with M10*25 mm bolts

IP67

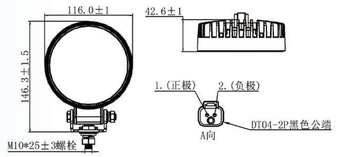

SM-5027-SFB

EMC	CISPR 25 Class 3
Dimension	109 × 139.7 × 50.4 mm
Working voltage	DC 12-36 V
Power consumption	18 ± 2 W
Luminous flux	⩾ 1300 lm
Color temperature	5700-6500 K
Electrical connection	Embedded DT04-2P
Installation	304-SUS bracket, fastened with M10*25 mm bolts

IP67

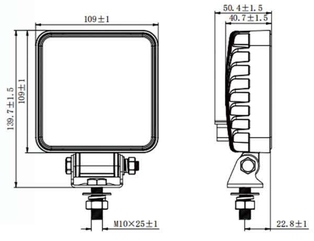

SM-B4048-RFA

EMC	CISPR 25 Class 4
Dimension	ϕ 117.9 × 149.1 × 70 mm
Working voltage	DC 12-36 V
Power consumption	41 ± 6 W
Luminous flux	4000 ± 600 lm
Color temperature	5500-6500 K
Electrical connection	Embedded DT04-2P
Installation	Fastened with M10*35 mm bolts

IP69K

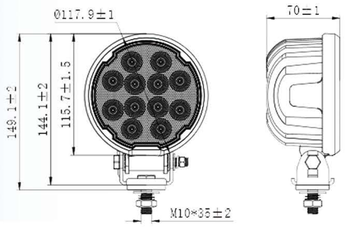

SM-6036 Series

Model No.	SM-6036-RFC	SM-6036-RFC
Certification	ECE-R10; CE	
Function	Work Lamp	Fog Lamp
Dimension	ϕ 142 × 73.9 mm	
Working voltage	DC 12-36 V	
Power consumption	20 ± 2.5 W	
Luminous flux	1900 ± 300 lm	1350 ± 100 lm
Color temperature	4000-5000 K	2100-2300 K
Electrical connection	Direct wiring 300 ± 10 mm connected to DT04-2P	Direct wiring200 ± 20 mm connected to DT04-2P
Installation	Fastened with 4-M5 bolts	

IP67

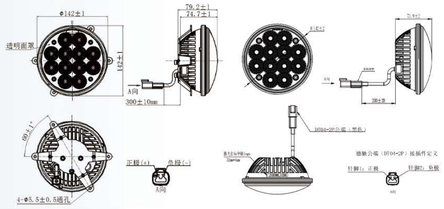

SM-6036-RFW

EMC	EN 50498
Function	Work Lamp with carrying handle
Dimension	ϕ 147.7 × 260.4 × 91.1 mm
Working voltage	DC 12-36 V
Power consumption	20 ± 2.5 W
Luminous flux	1800 ± 300 lm
Color temperature	5500-6500 K
Electrical connection	Direct wiring 300 mm connected to DT04-2P
Installation	Fastened with 4*M5 bolts Equipped with carrying-handle bracket

IP67

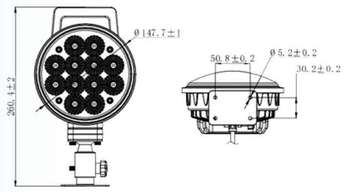

SM-6018-RSA-LV

Dimension	157 × 125.5 × 60 mm
Working voltage	DC 10-32 V
Power consumption	13 ± 2 W
Luminous flux	1300 lm
Color temperature	5500-6500 K
Electrical connection	Direct wiring 100 ± 10 mm connected to THB 0436608
Installation	304-SUS bracket, fastened with M8*25 mm bolts

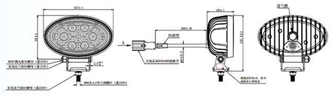

IP67

SM-6024-RFC-15A

Implementation standard	GB 15766.1-2008; GB / T 20949-2007 JB / T 11973-2014
Dimension	142.4 × 121.5 × 47.1 mm
Working voltage	DC 9-48 V
Power consumption	16 ± 2 W
Luminous flux	⩾ 1500 lm
Color temperature	5500-6500 K
Electrical connection	Direct wiring 500 ± 20 mm connected to DT04-2P
Installation	304-SUS bracket, fastened with M10*25 mm bolts

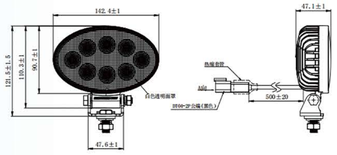

IP67

SM-6028-OFA

EMC	CE; EN 50498
Dimension	158 × 121 × 60 mm
Working voltage	DC 10-32 V
Power consumption	White / Yellow: 21 ± 2 W Warm-white: 30 ± 3 W
Luminous flux	White / Yellow: > 2200 lm Warm-white: > 2800 lm
Color temperature	White: 6000-7000 K Yellow: 3000 ± 300 K Warm-white: 4300 ± 400 K
Electrical connection	Direct wiring 200 mm connected to DT04-3P
Installation	Fastened with M10*25 mm bolts

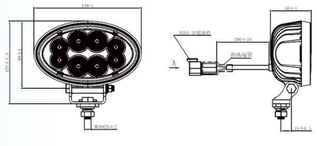

IP67

SM-6032-RFC

Implementation standard	Compliant with CISPR 25 Class 3 EN 55015
Dimension	141 × 125 × 60.2 mm
Working voltage	DC 9-48 V
Power consumption	26 ± 3 W
Luminous flux	2200 ± 200 lm
Color temperature	5700-6500 K
Electrical connection	Direct wiring150 ± 10 mm connected to DT06-2S
Installation	304-SUS bracket, fastened with M10*30 mm bolts

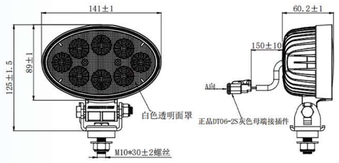

IP67

SM-CN7050-RFA / RFC

EMC	RFA: EN 50498; RFC: CISPR 25 Class 4
Dimension	SM-CN7050-RFA: 165 × 112.6 × 79.6 mm SM-CN7050-RFC: 165 × 112.6 × 93.1 mm
Working voltage	DC 12-36 V
Power consumption	30 ± 4 W
Luminous flux	3000 ± 300 lm
Color temperature	5500-6800 K
Electrical connection	Direct wiring 300 ± 20 mm connected to DT04-2P
Installation	Fastened with 3-M5*12 mm bolts

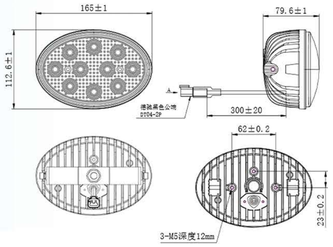

IP67

SM-7080-OSA / OFA

EMC	CISPR 25 Class 3
Dimension	175.4 × 116.4 × 76.9 mm
Working voltage	DC 12-48 V
Actual power	50 ± 5 W
Power consumption	80 W
Luminous flux	5500 ± 500 lm
Color temperature	6500 ± 500 K
Electrical connection	① Direct wiring 300 ± 20 mm connected to AMP282104-1 ② Embedded DT04-2P
Installation	304-SUS bracket, fastened with M10 bolts

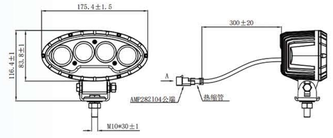

IP67

WARNING LAMP

SM-110-01 Series

Model No.	SM-110-01B-Y / R / B / G	SM-110-01A-Y02
Certification	CE	ECE-R65
Operating mode	steady on	Strobe mode, 2 Hz
Color		
Dimension	ϕ 110 × 52.3 mm	
Working voltage	DC 12-36 V	
Actual power	Red / Amber / Blue 6.5 ± 1 W; Green: 7.5 ± 0.5 W	
Luminous flux	Red: 155 ± 20 lm; Amber: 375 ± 20 lm Blue: 50 ± 10 lm; Green ≥ 100 lm	
Color temperature / Wavelength	Red: 1000 ± 200 K; Amber: 1600 ± 250 K Blue: 475 ± 10 nm; Green: 540 ± 10 nm	2000 ± 200 K
Electrical connection	Direct wiring 250 mm connected to DT04-3P	
Installation	Fastened with 3-M4*20 mm bolts	

IP67

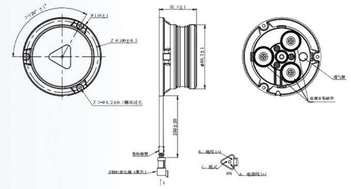

SM-110-03D-R

Photometric standard	Compliant with ECE-R65
Operating Mode	Rotating mode
Dimension	ϕ 110 × 111 mm
Working voltage	DC 12-36 V
Color temperature	1750 ± 200 K
Flashing frequency	2 Hz
Electrical connection	Integrated DT04-2P Terminal
Installation	Fastened with 3*M4 bolts

IP67

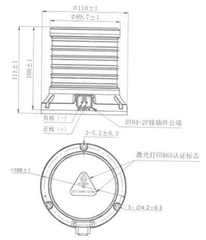

SM-0336-RWA

EMC	EN55015
Dimension	ϕ 76.1 × 70 mm
Working voltage	DC 12-36 V
Pea K power	20 W
Flashing frequency	2 Hz
Electrical connection	Direct wiring 150 ± 20 mm connected to DT04-2P
Installation	Mounting hole C-C spacing: 60 mm Fastened with M4*3 bolts

IP67

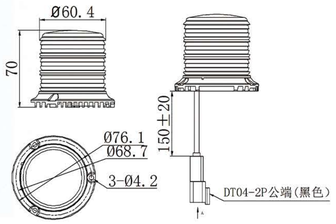

SM-0336-RWB

Mode	Strobe mode
Dimension	ϕ 56.5 × 73 mm
Working voltage	DC 12-32 V
Actual power	5.5 ± 0.6 W @ 12 V; 12 ± 1.5 W @ 24 V 16 ± 1 W @ 32 V
Luminous flux	Red: 160 ± 20 lm; Green: 300 ± 50 lm Amber: 360 ± 50 lm
Color temperature	Red: 1000 ± 200 K; Green: 525 ± 10 nm Amber: 1700 ± 200 K
Electrical connection	Direct wiring 1000 ± 50 mm connected to DT04-2P
Installation	Mounting hole C-C spacing: 60 mm Fastened with 3-M4 bolts

IP67

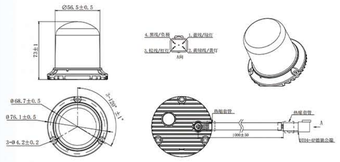

SM-0608-RWA / RWB-LV

Operating Mode	Audible alarm / voice prompt
Color	
Dimension	ϕ 60 × 96 mm
Working voltage	DC 9-32 V
Power consumption	5 W
Flashing frequency	1.6 ± 0.1 Hz, 0.5 s light-on, 1 s pause, cycle repeat
Decibel	Yellow: 70-90 dB / 10 cm Red: 90-120 dB / 10 cm
Audio	“full granary; please unload the grain”
Electrical connection	Direct wiring 200 ± 20 mm connected to THB0492601
Installation	Fastened with 3-M5*14 mm bolts

IP54 IP66

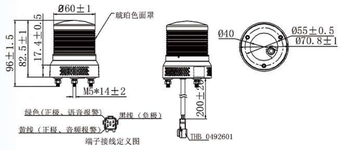

SM-1015 Series

Model No.	SM-1015-18B	SM-1015-18J
Certification	CE	
Operatin Mode	Audible-visual warning light; Strobe mode	
Dimension	ϕ 95.8 × 129.2 mm	ϕ 95.8 × 159.5 mm
Working voltage	DC 12-48 V	DC 12-36 V
Power consumption	18 W	Light: 5 ± 1 W; Sound: 3 ± 1 W
Flashing frequency	2 Hz, 85 dB @ 1 meter	2 Hz, 105 dB @ 1 meter
Electrical connection	Direct wiring 650 ± 20 mm connected to DT04-3P	Direct wiring 180 ± 20 mm connected to DT04-3P
Installation	Fastened with 2-M5*30 mm bolts	Fastened with 3pcs strong magnets

IP67 IP65

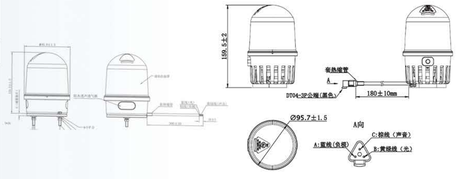

SM-1318 Series

Model No.	SM-1318-B	SM-1318-D-01
Certification	SAE-J845; ECE-R65	
EMC	CISPR 25 Class 3	
Operating Mode	360°Rotating flash	
Dimension	ϕ 135.3 × 168.3 mm	ϕ 134.6 × 119.3 mm
Working voltage	DC 12-36 V	
Power consumption	4.5 ± 1 W	
Flashing frequency	flashing 120-140 times / min	2Hz
Electrical connection	Signal-pole connection	Direct wiring 450 mm connected to DJ7021-1.5-11
Installation	Fastened with M10 mm wing nut	Fastened with 4-M4*30 mm bolts

IP65

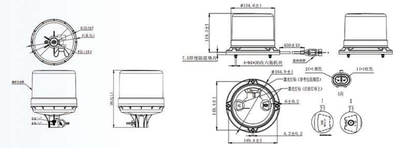

SM-4015 Series

Model No.	SM-4015-RWA02	SM-4015-RWB-R / Y / G
Certification	CE	
Operating Mode	Strobe mode	Steady-on
Color		
Dimension	ϕ 93 × 71 mm	ϕ 110 × 73 mm
Working voltage	DC 12-30 V	
Power consumption	7.2 ± 1 W	5 ± 0.5 W
Flashing frequency	2 Hz	
Electrical connection	Direct wiring 600 ± 20 mm connected to DT04-2P	Direct wiring 250 ± 20 mm connected to DT04-3P
Installation	Strong magnets	Fastened with 3 bolts

IP67

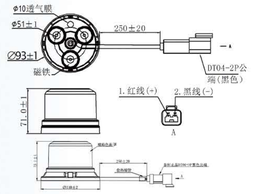

SM-5010-RWA

EMC	Compliant with ECE-R10
Mode	Strobe mode
Dimension	ϕ 130 × 53 mm
Working voltage	DC 12-32 V
Actual power	2.2 ± 0.4 W
Flashing frequency	2 Hz Alternating flashing between upper and lower
Electrical connection	Direct wiring 500 ± 20 mm
Installation	Fastened with M6*25 mm bolts

IP67

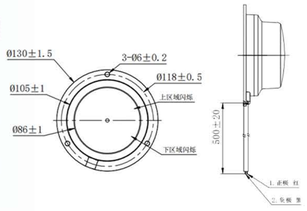

Warning Lamp

SM-6001-RWA

EMC	Compliant with ECE-R10
Mode	Strobe mode
Dimension	ϕ 144 × 96 mm
Working voltage	DC 12-32 V
Actual power	7.8 ± 1.5 W
Flashing frequency	flashing 150 ± 20 times / min
Electrical connection	Direct wiring 500 ± 20 mm connected to AMP282104-1
Installation	Fastened with M6*25 mm bolts

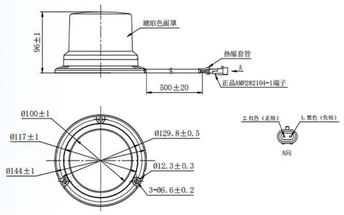

IP67

SM-21061-W

Certification	ECE-R65
EMC	CISPR 25 Class 3; ECE-R10
Function	Strobe mode
Dimension	780 × 286 × 107.7 mm
Working voltage	DC 10-30 V
Power	Rated Power: 96 W, Peak power: 60 W
Color temperature	1700 K
Electrical connection	Integrated DT04-6P
Installation	Flush-mount installation

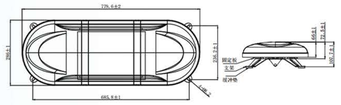

IP65

SM-7024-RWB01

SM-7024-RWE

SM-7024-RWG

SM-7024 Series

Model No.	SM-7024-RWB01	SM-7024-RWE	SM-7024-RWG
Certification	CE		
Operating mode	Strobe mode		
Dimension	ϕ 164.9 × 142.1 mm	ϕ 135.3 × 191.1 mm	ϕ 127.8 × 163.4 mm
Working voltage	DC 12-36 V		DC 10-36 V
Actual power	5 ± 0.75 W		≤ 10 W
Flashing frequency	2Hz		7-flash pattern
Electrical connection	Direct wiring 460 ± 20 mm connected to DJ7021-1.5-11	Bottom-mounted HELLA connector	Direct wiring 400 ± 20 mm connected to THB 04502
Installation	Fastened with 4-M4*20 mm bolts	Fastened with M10 mm wing nut	Fastened with M12*30 mm bolts

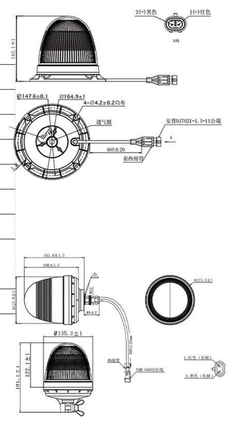

IP67

SM-22076-W

Certification	ECE-R65
EMC	CISPR 25 Class 3; ECE-R10
Function	Strobe mode
Dimension	1008 × 286 × 107.7 mm
Working voltage	DC 10-30 V
Power	Rated Power: 128 W; Peak power: 70 W
Color temperature	1700 K
Electrical connection	Integrated DT04-6P
Installation	Flush-mount installation

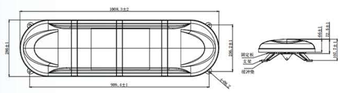

IP65

SM-23091-W

Certification	ECE-R65
EMC	CISPR 25 Class 3; ECE-R10
Function	Strobe mode
Dimension	1237 × 286 × 107.7 mm
Working voltage	DC 10-30 V
Power	Rated Power: 160 W, Peak power: 90 W
Color temperature	1700 K
Electrical connection	Integrated DT04-6P
Installation	Flush-mount installation

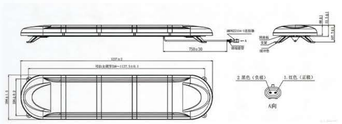

IP65

SIGNAL LAMP



SM-TL0607-18A

Implementation standard	GB / T 10485
Function	Signal light
Color	
Dimension	ϕ 57.9 × 92 mm
Working voltage	DC 24 V
Power consumption	Red: 1.2 ± 0.2 W; Green: 1.6 ± 0.2 W Amber: 1.8 ± 0.2 W
Electrical connection	Direct wiring 150 ± 10 mm connected to Dephi 15326633
Installation	Fastened with 3-M5*25 mm bolt

IP67

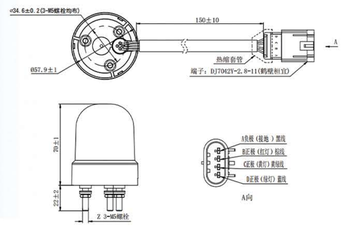

SM-HL-1006A

SM-TL-1006A

SM-WD-1006A

SM-1006 Series

Model No.	SM-HL-1006A	SM-SI-1006A	SM-WD-1006A
Photometric standard	Compliant with ECE-R148		
EMC	CISPR 25 Class 3		
Function	High-mounted Brake lamp	Turn / Front position light	Brake / Rear-position / Turn
Color			
Dimension	248 × 32 × 33.6 mm		
Working voltage	DC 12-36 V	DC 12-14V	
Actual power	1.7 ± 0.3 W	Front position: 1.2 ± 0.4 W@13.5 V Turn: 4 ± 0.4 W@13.5V	Brake: 2.5 ± 0.5 W@13.5 V Position: 0.3 ± 0.1 W@13.5 V Turn: 4 ± 0.8 W@13.5 V
Luminous flux	50 ± 10 lm	Front position: 75 ± 15 lm Turn: 1700 ± 200 K	Brake: 90 ± 20 lm; Position: 12 ± 3 lm Turn: 180 ± 30 lm
Color temperature	900-1100 K	Front position: 6000 ± 200 K Turn: 180 ± 30 lm	Brake / position lamp: 1100 ± 200 K Turn: 1700 ± 200 K
Electrical connection	Direct wiring 300 ± 15 mm connected to AMP 282104-1	Direct wiring 250 ± 20 mm connected to DT04-3P	Direct wiring 350 ± 20 mm connected to DT04-4P
Installation	Mounting hole C-C spacing: 230 ± 0.5 mm; bolt: 2 × M5		

IP67

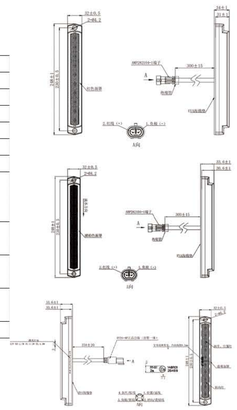

SM-2003 Series

Function	signal light
Color	
Dimension	ϕ 40 × 28.5 mm
Working voltage	DC 24 V
Power consumption	1 W
Color temperature	1300-1500 K
Operating mode	flahing 85 ± 10times / min
Electrical connection	Direct wiring 500 ± 20 mm connected to DT04-3P(synchronization function)
Installation	Fastened with M27 nylon hex-nut

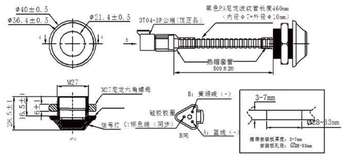

IP67

SM-3002 Series

Model No.	SM-3002-RTB	SM-TL3002-RTA
Certification	ECE-R148	
Function	Front position	Turn / Front position
Color		
Dimension	125 × 125 × 96.5 mm(including bracket)	
Working voltage	DC 12 V	DC 24 V
Power consumption	0.5 ± 0.2 W	Turn: 3 ± 0.3 W Front position: 0.8 ± 0.1 W
Luminous flux	40 ± 8 lm	Turn: 180 ± 20 lm Front position: 28 ± 3 lm
Color temperature	5500-6500 K	Turn: 1600-2000 K Front position: 6200-6800 K
Electrical connection	Direct wiring 200 ± 20 mm connected to AMP282104-1	Direct wiring 200 ± 20 mm connected to TE282105-1
Installation	Horizontal C-C spacing: 105 mm; Vertical C-C spacing: 93 mm; Hole diameter: ø9 mm	

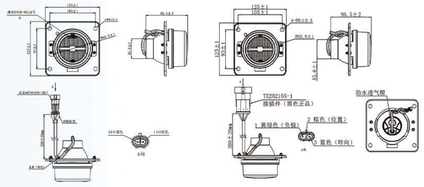

IP67

SM-WD-XG3005

Function	Brake / Rear position / Turn
Color	
Dimension	ϕ 92.5 × 31.5 mm
Working voltage	DC 24 V
Actual power	Brake: 1.2 ± 0.2 W Rear position: 0.2 ± 0.05 W Turn: 0.7 ± 0.1 W
Luminous flux	Brake: 30 ± 10 lm Rear position: 5 ± 2 lm Turn: 50 ± 10 lm
Color temperature	Brake / position: 900-1100 K Turn: 1200-500 K
Electrical connection	Direct wiring 250 ± 20 mm connected to DJ70616Y-1.8-11
Installation	Fastened with 3*M5 mm bolt





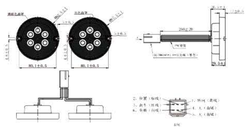

IP67



SM-SY3006-A / B



SM-SY3006-C

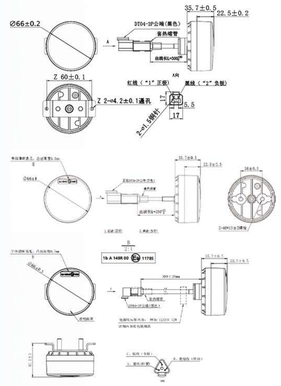

SM-3006 Series

Model No.	SM-SY3006-A	SM-SY3006-C	SM-SY3006-B
Certification	ECE-R148		
Function	Front Turn	Turn / Front position	Rear Turn
Color			
Dimension	ϕ 66 × 35.7 mm		
Working voltage	DC 12 V		DC 24 V
Actual power	1.7 ± 0.3 W	Turn: 4 ± 0.5 W Front position: 0.4 ± 0.1W	1.6 ± 0.3 W
Luminous flux	150 ± 15 lm	Turn: 145 ± 10 lm Front position: 22 ± 5 lm	90 ± 15 lm
Color temperature	1650 ± 150 K	Turn: 1700 ± 200 K Front position: 6500 ± 300 K	1650 ± 150 K
Electrical connection	Direct wiring 300 mm connected to DT04-2P	Direct wiring 300 mm connected to DT04-3P	Direct wiring 250 mm connected to DT04-2P
Installation	Mounting hole C-C spacing: 60 mm; Bolt: M3*20 mm		Mounting hole C-C spacing: 30 mm Bolt: M6*18 mm

IP67

SM-4014 Series

Model No.	SM-SY4014-D	SM-XG4014-F
Photometric standard	Compliant with ECE-R148	
EMC	Compliant with CISPR 25 Class 3	
Function	Front position / Turn	Brake / Rear position / Turn
Color		
Dimension	104.7 × 80.6 × 28.5 mm	
Working voltage	DC 12-36 V	DC 24 V
Actual power	Turn: 2.75 ± 0.5 W Front position: 0.5 ± 0.2 W	Turn: 2.5 ± 0.5 W; Brake: 4 ± 0.5 W Rear position: 0.7 ± 0.2 W
Luminous flux	Turn: 220 ± 20 lm Front position: 25 ± 5 lm	Turn≥ 150 lm; Brake ≥ 70 lm Rear position≥ 5 lm
Color temperature	Turn: 1600-2000 K Front position: 5700-6300 K	Turn: 1550-2000 K Brake / position light: 1000-1400 K
Electrical connection	Direct wiring 350 ± 20 mm connected to DT04-3P	Direct wiring 260 ± 20 mm connected to DT04-4P
Installation	Mounting hole C-C spacing: 60 mm; Bolt: 2-M4	

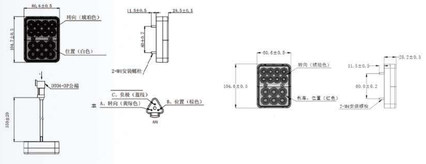

IP67

Signal Lamp

SM-4008-RSL-D SM-4008-RTL-D SM-4008-RPL-D

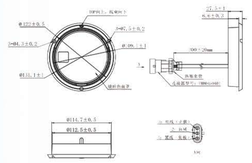

SM-4008 Series

Model No.	SM-4008-RTL-D	SM-4008-RSL-D	SM-4008-RPL-D
Function	Turn	Brake / Rear position	Front postion light
Color			
Dimension	ϕ 131.1 × 27.5 mm		
Working voltage	DC 24 V		
Actual power	0.75 ± 0.2 W	Brake: 1.8 ± 0.25 W Rear position: 0.3 ± 0.15 W	0.3 ± 0.1 W
Luminous flux	70 ± 10 lm	Brake: 50 ± 5lm; Rear position: 8 ± 2lm	35 ± 10 lm
Color temperature	1600-2000 K	800-1200 K	5000-6000 K
Electrical connection	Direct wiring 300 ± 20 mm connected to DT04-2P / 3P		
Installation	Fastened with 2-M5*20 mm bolt		

IP67

SM-SI-6010A / 6010B

Certification	ECE-R148、R150
Function	Side Turn / Side Marker / Return
Dimension	116.8 × 55 × 44.1 mm
Working voltage	DC 12-24 V
Power consumption	0.5 ± 0.1 W
Luminous flux	34 ± 5 lm
Color temperature	1300-1500 K
Electrical connection	1.Integrated TE282105-1 2.Direct wiring 200 ± 15 mm connected to DT04-3P
Installation	Mounting hole C-C spacing: 99.8 mm Fastened with 2-M5 mm bolt

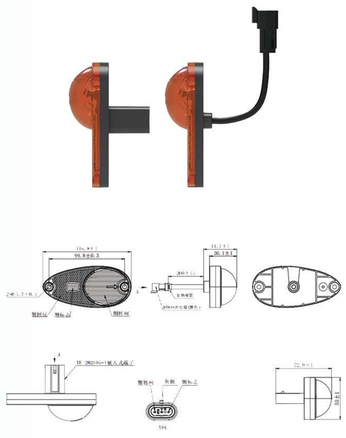

IP67



SM-SY4012-B SM-SY4012-A3 / I SM-SY4012-C2

SM-SY4012 Series

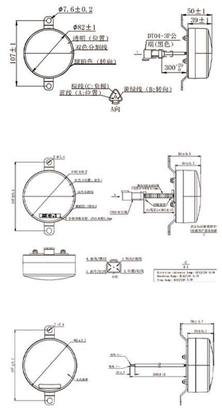

Model No.	SM-SY4012-A3	SM-SY4012-B2	SM-SY4012-I
Implementation standard	Compliant with GB 4785; EN 55015; ECE-R148		
Function	Turn / rear position	Turn / Front position	Turn / Brake / rear position
Color			
Dimension	ϕ 82 × 107 × 50 mm		
Working voltage	DC 12-36 V		
Power consumption	Turn: 2.6 ± 0.5 W rear position: 0.5 ± 0.3 W	Turn: 2.8 ± 0.5 W Front position: 0.8 ± 0.3 W	Turn: 1.2 ± 0.3 W; Brake: 2.5 ± 0.3 W Rear position: 0.6 ± 0.2 W
Luminous flux	Turn: 160 ± 20 lm Rear position: 9 ± 2 lm	Turn: 120 ± 20 lm Front position: 35 ± 5 lm	Turn: 65 ± 10 lm; Brake: 50 ± 10 lm Rear position: 9 ± 3 lm
Color temperature	Turn: 1700-2100 K rear position: 950-1300 K	Turn: 1600-1800 K Front position: 5700-6300 K	Turn: 1600-2000 K Brake / rear position: 900-1100 K
Electrical connection	Direct wiring 300 ± 20 mm connected to DT04-3P		Direct wiring 300 ± 15 mm connected to DT04-4P
Installation	Mounting hole C-C spacing: 107 mm; Bolt: M6 × 20 mm		

IP67 IP65

SM-6023-OSL-C-L&R

Implementation standard	Compliant with ECE-R6、R7
Function	Front Position / Turn / Puddle light
Color	
Dimension	154 × 106 × 69 mm
Working voltage	DC 12-16 V
Actual power	Turn: 3.5 W; Front Position: 4.5 W
Luminous flux	Turn: 200 ± 30 lm Front Position: 100 ± 20 lm
Color temperature	Turn: 1500-1800 K Front Position: 5000-6000 K
Electrical connection	Direct wiring 2350 ± 30 mm connected to DJ70310Y-2.2-11
Installation	Mounting hole C-C spacing: 50 mm Fastened with 2-M5 mm bolt

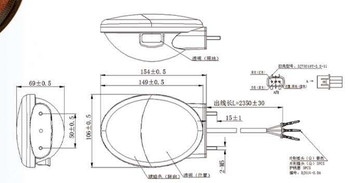

IP67

Signal Lamp

SM-7001-4C2

SM-7001-4F&4G

SM-7001-4H

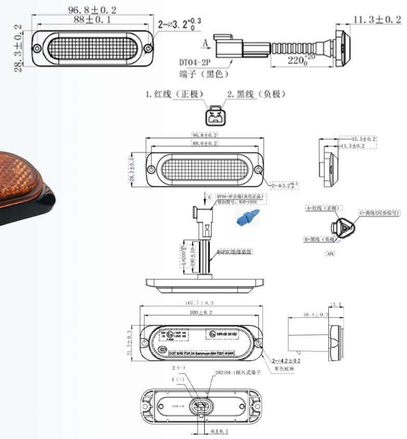

SM-7001 Series

Model No.	SM-7001-4F	SM-7001-4C2	SM-7001-4H
Certification	CE		ECE-R148 / R150; 3C; DOT
Function	work light	signal light; Strobe: 2Hz	Side-marker / Reflector; steady on
Color			
Dimension	96.8 × 28.3 × 11.3 mm		107.7 × 31.3 × 48.4 mm
Working voltage	DC 9-48 V		DC 24 V
Actual power	3 W	2 W	0.35 ± 0.1 W @24V
Luminous flux	250 ± 30 lm		25 ± 5 lm
Color temperature	5500-6500 K		1600-2000 K
Electrical connection	Direct wiring 220 mm connected to DT04-2P	Direct wiring 200 mm connected to DT04-3P	Integrated 282104-1
Installation	Mounting hole C-C spacing: 88 mm Mounting hole: ϕ3.2 mm; Bolt: M3*14		Mounting hole C-C spacing: 100 mm Mounting hole: ϕ4.2 mm

IP67

SM-8101 Series

Model No.	SM-8101-04A	SM-8101-12A
Function	signal light	
Dimension	70.5 × 32.2 × 35.2 mm	
Working voltage	DC 12-24 V	DC 24 V
Power consumption	4 W	4 W
Operating mode	steady on	flashing: 80 ± 10times / min
Electrical connection	Direct wiring 500 ± 20 mm connected to DT04-2P	Direct wiring 500 ± 20 mm connected to DT04-3P
Installation	Mounting hole C-C spacing: 48 mm Fastened with M4*18 mm bolt	Mounting hole C-C spacing: 48 mm Fastened with M4*14 mm bolt

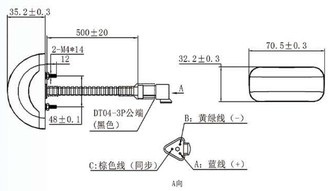

IP67

SM-7010-SWA

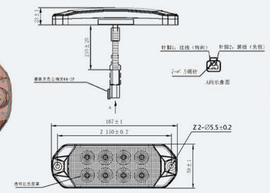

SM-7010-SWB

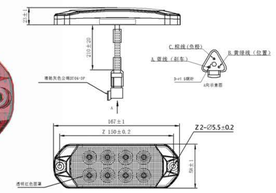



SM-7010-SWC&SWD01

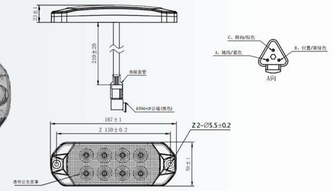

SM-7010 Series

Model No.	SM-7010-SWA	SM-7010-SWB	SM-7010-SWC	SM-7010-SWD
Photometric standard	Compliant with ECE-R148			
Function	Turn	Brake / Rear position light	Turn / Front position	Work light
Color				
Dimension	167 × 58 × 23 mm			
Working voltage	DC 12-36 V			
Power consumption	6 ± 0.5 W	Brake: 6 ± 0.5 W Rear position: 3 ± 0.5 W	Turn: 3.1 ± 0.5 W Front position: 0.5 ± 0.1 W	2.4 ± 0.2 W @24V
Luminous flux	140 ± 20 lm	Brake: 37 ± 5 lm Rear position: 13 ± 3 lm	Turn: 180 ± 30 lm Front position: 35 ± 10 lm	300 ± 30 lm
Color temperature	1300-1500 K	950-1050 K	Turn: 1600-1800 K Front position: 5500-6500 K	5500-6500 K
Electrical connection	Direct wiring 210 ± 20 mm connected to DT04-2P	Direct wiring 210 ± 20 mm connected to DT04-3P		Direct wiring 210 ± 20 mm connected to DT04-2P
Installation	Mounting hole C-C spacing: 150 mm; Bolt: M5*35 mm			

IP67

SM-WD-002

Function	Turn / Brake / position+licence-plate
Dimension	107 × 107 × 24.8 mm
Working voltage	DC 12 V
Actual power	0.6 ± 0.1 W
Luminous flux	Turn: 40 ± 5 lm; Brake: 15 ± 5 lm position+licence-plate: 25 ± 5 lm
Color temperature	Turn: 1200-1400 K; Brake: 900-1100 K position+licence-plate: 3000-4000 K
Electrical connection	Direct wiring 210 ± 20 mm
Installation	Fastened with 2-M5*20 mm bolt

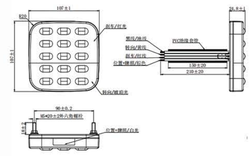

IP67

READING LAMP



SM-RD-4005A

Dimension	112.8 × 57 × 16.7 mm
Working voltage	DC 12-36 V
Power consumption	3.5 ± 0.5 W
Luminous flux	420 ± 30 lm
Color temperature	5500-6500 K
Electrical connection	Direct wiring 200 ± 10 mm (Connector AMP282080-1 supplied as accessory)
Installation	Mounting hole C-C spacing: 97.6 mm Fastened with 2-M3 bolts

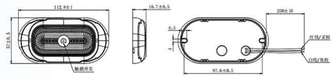

IP67

SM-6001-SFA

Dimension	144.8 × 77.8 × 25 mm
Working voltage	DC 24 V
Actual power	0.5 W
Luminous flux	16 ± 3 lm
Color temperature	5700-6500 K
Electrical connection	Direct wiring 100 ± 10 mm connected to DJ7021-6.3-11
Installation	Hole diameter: ø5 mm Horizontal C-C spacing: 40 mm Vertical C-C spacing: 60 mm

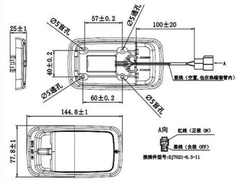

IP55

SM-6006-SFB

EMC	ECE-R10
Dimension	161.4 × 72.6 × 37.8 mm
Working voltage	DC 12-36 V
Actual power	4.5 ± 0.5 W
Luminous flux	95 ± 15 lm
Color temperature	4800-5200 K
Electrical connection	Direct wiring 200 ± 20 mm connected to DJ7031-6.3-11
Installation	Mounting hole C-C spacing: 142 mm Hole diameter: ø4.8 mm

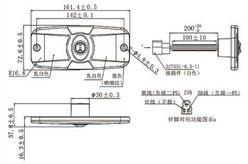

IP55

SM-RD-7003A

EMC	Compliant with EN 50498
Dimension	172 × 56.6 × 13 mm
Working voltage	DC 12-30 V
Actual power	4.5 0.5 W
Luminous flux	⩾ 300 lm
Color temperature	5500-6500 K
Electrical connection	Direct wiring 200 ± 20 mm connected to DJ7031-6.3-11
Installation	Mounting hole C-C spacing: 161 mm Hole diameter: ø3.3 mm

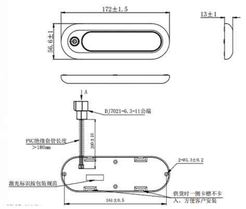

IP67

SM-SI-8015B

Dimension	215.4 × 58 × 28 mm
Luminous flux	Flashlight: 150 ± 30 lm High-intensity: 300 ± 50 lm Low-intensity: 100 ± 30 lm
Color temperature	Flash light: 5500-6500 K High-intensity: 5500-6500 K Low-intensity: 5500-6500 K Red light: 950-1050 K
Operation mode	2 Hz
Installation	Rear magnetic mount

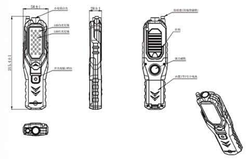

quintin.liu@163.com

stephanie@sammoon.com.cn

sammoon07@sammoon. tech

sammoon13@sammoon. tech

Ms.JIA

Ms.HUANG