Shiny
MINING MACHINERY
新冶矿机

CONTACT INFORMATION

Address:
Zunhua City, Hebei Province,China

Telephone:

0315-6987666
0315-6999666

Other contact information:

Fax:0315-556986506
Cell phones:+86 18603256187 / +86 18631592658
http://www.shiny2006.com
E-mail:743748617@qq.com

Shiny
MINING MACHINERY
新冶矿机

SHINY
MINING
MACHINERY

Shiny

SHINY MINING MACHINERY
MINING MACHINERY AND EQUIPMENT —FULL SERIES PRODUCT MANUAL

MINING EQUIPMENT
SERIES PRODUCTS

HEBEI·CHINA

CONTENTS

1.0 Company Introduction PAGE 03-04

2.0 Corporate culture and honor PAGE 05-06

3.0 Vibrating screen series products PAGE 07-16
- Linear screen series PAGE 09
- Banana sieve series PAGE 10
- XAD Banana Flip Screen Series PAGE 11
- High frequency dewatering Screen Series PAGE 12
- YK Single Shaft Circular Vibrating Screen Series PAGE 13
- YK Double Axis Circular Vibrating Screen Series PAGE 14
- Self synchronous linear vibrating screen PAGE 15

4.0 Crusher Series Product PAGE 17-24
- PEV European Jaw Crusher PAGE 17
- PEVA European thin oil jaw crusher PAGE 19
- PE Jaw Crusher PAGE 20
- KP Cone Crusher PAGE 22

5.0 Feeder series products PAGE 25-26

6.0 Thin oil vibration exciter series products PAGE 27-32
- Thin oil circular vibration exciter PAGE 27
- Thin oil linear vibration exciter PAGE 29
- Thin oil high frequency linear vibration exciter PAGE 31

7.0 Sand Making Equipment PAGE 33-36
- Sand Making Machine PAGE 33
- Sand Washing Machine PAGE 35

8.0 Mineral Processing Equipment PAGE 37-43
- Tile type and bearing type ball mills PAGE 37
- Spiral classifier PAGE 39
- CTB permanent magnet cylindrical magnetic separator PAGE 40
- Flotation machine PAGE 41
- High frequency dewatering screen PAGE 42
- High frequency graded vibrating screen PAGE 43

9.0 Engineering example PAGE 44

10.0 Transportation and loading capacity PAGE 45-46

11.0 Processing capability PAGE 47-48

12.0 Factory environment PAGE 49

13.0 Realistic Display and Shiny Style PAGE 50

Lead Innovation



Tangshang Shiny Mining Machinery Manufacturing Co., Ltd., founded in 2006, is a large mining equipment R&D and manufacturing enterprise. The factory is located in Zunhua City, Tangshan City, Hebei Province, covering an area of 16000 square meters, and has a CNC production workshop with a building area of 10000 square meters. The company was recognized as a national high-tech enterprise in 2019. Company tenet: honest innovation, win-win development.

In recent years, Tangshan Shiny Mining Machinery Manufacturing Co., Ltd. has adhered to the concept of quality priority and long-term development, looked at the quality and service of international high-quality products, and constantly explored and innovated. The vibrating screens produced are complete in variety and reliable in quality. The side plates are made of wear-resistant and anti-fatigue alloy steel plates, riveted without welds, a full series of thin oil maintenance-free vibrators, with a three-year warranty and lifelong maintenance. Provide various vibrating screens and other washing equipment required for classification, dehydration, media removal and sludge removal for mineral processing enterprises, and provide high-quality and reliable feeding, crushing, screening and dewatering equipment for sand aggregate production enterprises.

+ COMPANY CULTURE

SLOGAN: LEAD INNOVATION

Corporate purposes

Honest, innovative,
and win-win development

Employment philosophy

Utilize their strengths
for common development

Development concept

Innovation, pragmatism,
integrity, and win-win situation

Business model

Focus, Reliable and
altruistic

Enterprise's goal

A globally competitive supplier of
crushing and screening equipment

Corporate Creed

A gentleman is never tired of
selff-improvement

» OUR HONOR

















Our company has always been committed to providing high-quality products and services, and has obtained multiple industry recognition and honorary qualifications over the years. Not only has it obtained multiple patent certificates, but it has also been awarded multiple honorary titles such as National Key Credit Certification Enterprise in Manufacturing Industry and Provincial High tech Enterprise. It has also been invited to appear in the "Rise of China" program of CCTV. These qualifications and honors are not only the result of our past efforts, but also the confidence and motivation for our continued development in the future. We will continue to improve product quality, improve service system, and provide customers with better experience and value.

HEBEI · CHINA

「VIBRATING」SCREEN

Shiny mining machine vibrating screen application of equal thickness screening principle and linear vibration theory, using the world's advanced design concept and advanced finite element force analysis and calculation means,is equipped with advanced CNC processing equipment and technology, advanced testing equipment, the quality and performance of the production of products have reached the industry standards.

The design and manufacture of the Shiny mining machine vibrating screen meet the requirements of Australian AS standard, GB mechanical design standard, IEC international electrical standard, JB/T9022-1999[Vibrating screen design code] and JB/T5496-2004[General technical conditions for vibrating screen manufacturing] and relevant coal preparation machinery industry standards. The welding of steel structures strictly follows the rules of Australian AS1554.5[Welding of steel structures with advanced fatigue load].

The Shiny mining machine vibrating screen is mainly used for coal classification, desliming, dehydration and desliming, crushing and screening of metal mines, grading of sand and gravel aggregate, and also suitable for screening and grading of other minerals.



CHARACTERISTICS AND ADVANTAGES OF VIBRATING SCREEN TECHNOLOGY



Product display—banana screen

- Simple and compact structure, high stiffness, high strength, balanced force distribution and large safety factor
- Reasonable setting of vibration parameters, avoiding the natural frequencies at all levels of the screen body, and reducing the impact of resonance
- Long service life, with a screen body lifespan of up to 10 years and a vibration exciter lifespan of over 60000 hours
- Lightweight, low power consumption, high vibration intensity (9-12mm), high screening efficiency (>95%)
- Adopting domestic brand patented screen surface configuration, with high screening efficiency and large material handling capacity
- Low working noise, noise level below 75dB, stable operation
- The working system of the entire machine is S1, ensuring stable and continuous operation for 24 hours
- Using imported FFT professional frequency analyzer for frequency response and dynamic analysis
- Complete variety, able to fully meet the screening process requirements of different material characteristics and processing capacities
- The screen machine is easy to operate and maintain, safe to use, cost-effective, with sufficient spare parts, and timely and thoughtful service

LINEAR SCREEN SERIES PRODUCTS



Product specifications

Customizable according to customer needs

Single layer linear vibrating screen

ZL1836	ZL1848	ZL1861	ZL2436	ZL2448	ZL2461	ZL3048	ZL3061
ZL3073	ZL3642	ZL3648	ZL3661	ZL3673	ZL4373	ZL4385	—

Double layer linear vibrating screen

2ZL1848	2ZL1861	2ZL2448	2ZL2461	2ZL3048	2ZL3061	2ZL3073
2ZL3648	2ZL3661	2ZL3673	2ZL4361	2ZL4373	2ZL4385	—

Three layer linear vibrating screen

3ZL2461	3ZL3061	3ZL3073	3ZL3673

BANANA SIEVE SERIES PRODUCTS



Customizable according to customer needs

Product specifications

Single layer banana vibrating screen

ZXB1848	ZXB1861	ZXB2448	ZXB2461	ZXB2473	ZXB3061
ZXB3073	ZXB3661	ZXB3673	ZXB4361	ZXB4373	—

Double layer banana vibrating screen

2ZXB2448	2ZXB2461	2ZXB3061	2ZXB3073	2ZXB3673	2ZXB43100

XAD BANANA FLIP SCREEN SERIES PRODUCTS



Product specifications

Customizable according to customer needs

XAD2461	XAD3061	XAD3073	XAD3661	XAD3673	XAD4361	XAD4373	XAD4385

HIGH FREQUENCY DEHYDRATION SCREEN SERIES PRODUCTS



Customizable according to customer needs

Product specifications

TS1536G	TS1836G	TS2136G	TS2148G	TS2448G

YK SINGLE SHAFT CIRCULAR VIBRATING SCREEN SERIES PRODUCTS



Product specifications

Customizable according to customer needs

Single layer single axis circular vibrating screen

YK1545	YK1845	YK1860	YK2160	YK2460
YK3060	YK3661	YK4373	YK4385	—

Double layer single shaft circular vibrating screen

2YK1545	2YK1845	2YK1860
2YK2160	2YK2460	2YK3060

Three layer single axis circular vibrating screen

3YK1545	3YK1845	3YK1860	3YK2160	3YK2460

YK DOUBLE AXIS CIRCULAR VIBRATING SCREEN SERIES PRODUCTS



Customizable according to customer needs

Product specifications

Double layer double axis circular vibrating screen

2YK3072	2YK3373	2YK3673	2YK3685

Three layer double axis circular vibrating screen

3YK2670	3YK3072	3YK3373	3YK3685

SELF SYNCHRONOUS LINEAR VIBRATING SCREEN



Product specifications

Customizable according to customer needs

WORKING PRINCIPLE OF LINEAR SCREEN、BANANA SCREEN

1. The drive mechanism motor is electrically rotated, and the belt transmission mechanism is speed-adjusted
2. The driving force is transmitted to the main drive shaft through the secondary shaft
3. Drive the vibration exciter operation to generate linear vibration force, and the Angle between the direction of the exciting force and the horizontal is 45°
4. The linear vibration force acts continuously and circularly on the screen body, causing it to vibrate on the buffer mirror. At the same time, the buffer spring reduces the dynamic load of the screen body on the support foundation of the screen machine
5. The screen body drives the screen surface to vibrate synchronously, transmitting force to the materials on the screen. The impact material is thrown up on the screen surface and layered before passing through the screen and grading according to the specified particle size
6. The material continuously flows from the feeding chute to the receiving plate buffer input, and is screened through the screen surface for processing. The underscreened material is discharged into the underscreened chute, and the overscreened material is discharged into the discharge chute

Over the years, Tangshan Xinye Mining Machinery Manufacturing Co., Ltd. has been guided by the actual production needs of front-line users, continued R&D and production, and provided high-quality and reliable feeding, crushing, screening, etc. to domestic and international mineral processing and sand and gravel aggregate companies. series of products.

HEBEI · CHINA

「CRUSHER」SERIES PRODUCT

PEV EUROPEAN JAW CRUSHER

The V-shaped cavity design was adopted and the kinematic parameters were optimized, resulting in a larger effective stroke at the bottom of the crushing cavity, thereby more effectively improving the processing capacity of the equipment.

We use a horizontal wedge iron mechanism to adjust the size of the discharge port, which is safer and faster.

The integrated bearing structure design effectively improves the reliability of the equipment, and the oversized bearings extend the service life of the moving jaw components.



Equipment features:

1. High strength steel plate welded and formed, with stronger overall integrity; Post weld stress relief annealing treatment to eliminate welding stress.

2. Equipped with an oil station, it can achieve: ① good lubrication of bearings. ② Adjustment of discharge port oil cylinder. ③ Reserve pressure interface for easy replacement of elbow plates.

3. Thin oil lubrication: ① Improve the lubrication conditions of bearings and enhance their service life. ② Reduce running resistance, reduce running power consumption, and start easily and quickly③ No need to add butter every day, reduce oil consumption, and lower labor intensity for workers.

4. Unique sealing structure to ensures no oil leakage. Non contact sealing method ensures long-term reliable operation.

5. PLC control, touch screen operation: ① Real time display of temperature of each bearing. ② Touch the buttons to easily adjust the gap between the discharge ports. ③ The main engine operation and lubrication system are interlocked for protection, ensuring that the equipment operates in good lubrication condition and avoiding damage to bearings caused by oil shortage.



PEV EUROPEAN JAW CRUSHER TECHNICAL PARAMETERS

PRODUCT NUMBER	SIZE OF FEED INLET (width x length)	MAXIMUM FEED PARTICLE SIZE	ADJUSTMENT RANGE OF DISCHARGE PORT	PROCESSING CAPACITY	ECCENTRIC SHAFT SPEED	MOTOR POWER	QUALITY (does not include electric motors)	EXTERNAL DIMENSIONS (length x width x height)
	mm	mm	mm	$m^3 \cdot h^{-1}$	$r \cdot min^{-1}$	kW	t	mm
PEV 750 x 1060	750 x 1060	630	70~170	72 ~ 160	250	110	24	2450 x 2472 x 2840
PEV800 x 1060	800 x 1060	640	100~200	85~183	250	110	30	2610 x2556 x2800
PEV 850 x 1100	850 x 1100	660	100~ 200	181~ 210	250	160	30.5	2660 x 2556 x 2800
PEV 900 x1060	900x1060	685	230~290	100~250	250	110	31	2690 x2556x 2800
PEV 950 x 1250	950 x 1250	750	100~ 250	87~310	220	160	50	3335 x 3182 x 3250
PEV 1070 x 1400	1070 x 1400	850	125~250	197~340	220	200	56	3435 x3182x3025
PEV 1200 x 1600	1200 x 1600	1020	150~ 300	250~470	180	250	100.9	4200 x 3732 x 3842.5

PEVA EUROPEAN THIN OIL JAW CRUSHER

The PEVA European version oil jaw crusher has the advantages of simple structure, high output, low energy consumption, long tooth plate life, uniform product particle size, and convenient use. It is currently an excellent model in China,whihch is suitable for various ore and rock coarse and medium crushing operations with compressive strength below 250MPa.

The European version of the thin oil lubrication crusher of Shiny Mining Machine requires an oil change cycle of 4320 hours per season, and the oil change cycle of the thin oil lubrication vibrating screen is 2000 hours.



Product specifications

PEVA6090	PEVA75106	PEVA95125	PEVA120160

PE JAW CRUSHER

PE jaw crusher is mainly used for primary crushing of materials such as crushed stones, ores, and construction waste. It has the advantages of simple structure, easy maintenance, and large processing capacity, and is widely used in industries such as mining, construction, and chemical engineering.

A jaw crusher usually consists of a moving jaw plate and a stationary jaw plate. After the material enters the jaw crusher, it is crushed into the required particle size through the swinging motion of the moving jaw plate. The movable jaw plate is connected to the eccentric shaft through a movable connecting rod. Under the action of the eccentric shaft, the movable jaw plate swings along its motion trajectory, causing the material to be squeezed and rubbed, thereby achieving crushing effect. The static jaw plate is fixed on the casing of the crusher to provide support.



PE JAW CRUSHER TECHNICAL PARAMETERS

PRODUCT NUMBER	SIZE OF FEED INLET (width x length)	MAXIMUM FEED PARTICLE SIZE	ADJUSTMENT RANGE OF DISCHARGE PORT	PROCESSING CAPACITY	MOTOR POWER	QUALITY (does not include electric motors)	EXTERNAL DIMENSIONS (length x width x height)
	mm	mm	mm	$m^3 \cdot h^{-1}$	kW	t	mm
PE150x250	150 x 250	125	10- 40	0.6-3	5.5	0.81	875 x 758 x 850
PE250x300	250 x 300	210	20-60	3-10	7.5	2.6	1350 x 1300x1250
PE250x400	250 x 400	210	20-60	3 - 13	15	2.8	1450 x 1315 x 1296
PE250x500	250 x 500	340	20-80	5.7- 31	18.5	3.3	1320 x 1400 x1206
PE400x600	400 x 600	425	40- 100	10-34	30	6.5	1730 x 1685 x 1530
PE500x750	500 x 750	500	50-120	20-52	55	10.5	1940 x 2010 x 1860
PE600x900	600 x 900	630	65- 160	30- 75	75	16.4	2150 x 2610 x 2295
PE750x1060	750 x 1060	750	80-140	72 - 130	90	28	2725 x 2480 x 2695
PE900x1200	900 x 1200	950	95 - 165	90- 180	110	48.5	3110 x 3026 x 3280
PE1200x1500	1200 x 1500	120	160- 280	260	200	88	4590 x 3272 x 3772.5
PEX150x750	150 x 750	210	18- 48	5-16	15	3.0	1210 x 1658 x 1025
PEX250x750	250 x 750	210	25- 60	8-22	30	4.9	1545 x 1667 x 1330
PEX250x1000	250 x 1000	210	25- 60	10 -- 32	30	6.5	1986 x 1600 x 1380
PEX250x1200	250 x 1200	210	25- 60	13 - 38	37	7.2	2140 x 1600 x 1380
PEX300x1300	300 x 1300	250	20- 90	10-65	75	11	2320 x 1750 x 1228

KP CONE CRUSHER

High performance medium and fine crushing crushers

The KP series cone crusher is the latest product developed by our company by absorbing advanced design concepts from foreign cone crushers. It represents a high level of diversity, efficiency, and economy in the crushing industry. The KP series cone crusher has superior characteristics, giving users sufficient reason to believe that the crusher they purchase can achieve the best efficiency in operation. The KP series cone crusher has the characteristics of reliable performance, large crushing capacity, and high output, with a maximum output of 1500t/h, fully meeting the needs of small and medium-sized crushing plants (sections).

High homework rate

The lining plate structure and optimized design of KP series cone crushing make its operating rate higher. Precision machined surface, easy and safe to replace lining plate, just replace the fixed cone to transform into different cavity types. The optimized design of the crushing cavity has improved the utilization rate of the lining plate. Effective overload protection. Simple structure and high reliability.

Wide applicability

The same host can be equipped with multiple lining plates of different crushing chamber types.

The adjustment of the crushing stroke is convenient and fast.

Automatic control ensures that the crusher is always in excellent production status.



Easy maintenance and low maintenance costs

The compact design facilitates crusher maintenance and reduces the size of the equipment maintenance operation site.

The integration of lubrication and hydraulic adjustment system reduces the variety and quantity of oil used.

There are less daily maintenance location for the crusher.

The crushing chamber adopts computer optimized design, with uniform wear of the lining plate and lower wear cost, ensuring continuous production of high-quality stone materials.

lubrication system

The compact and independent high and low pressure lubrication device includes:

Low pressure lubrication pump and high-pressure discharge port adjustment pump.

Lubricating oil filter and its monitoring system.

Lubricating oil, temperature, pressure, and oil flow monitoring system.

Air cooled cooler.

Immersion heater, used for operations in cold areas to quickly start the crusher.

Laminated crushing with excellent particle shape

KP series cone crushing adopts and realizes laminated crushing,

The fragmentation of particles occurs not only between particles and lining plates, but also between particles.

The particles are compressed against each other, and the flat and elongated particles break along their weak cross-sections.

Each rock particle undergoes multiple crushing in the crushing chamber.

Therefore, the particle shape of the product tends to be cubic.

Technical parameters of cone crusher

Description of crushing cavity type: Medium crushing type: MC=medium, C=coarse, EC extra coarse, Fine type: EEF=extra fine, EF=extra fine, EFX=fine, F=fine, MF=sub-medium, M=medium, MC=medium, C=coarse, CX=micro-coarse, EC=extra-coarse

MIDDLE	POWER kw	CAVITY TYPE	MAXIMUM FEEDING FORCE mm	Production capacity (tons/hour) under tight edge discharge opening css (mm)															
				19	22	25	29	32	35	38	41	44	48	51	54	60	64	70	76
KP100Z	90	EC	240		85	92-115	101-158	120-175	180-210	190-220	210-230								
		C	200	70	76-95	82-128	90-112	110-130	135-145	140-160									
KP200Z	150	EC	360			126	138-173	147-230	156-293	165-310	174-327	183-344	196-306	205-256	214				
		C	300		108	116-145	127-199	135-254	144-270	152-285	161-301	169-264	108						
		MC	235	91	98-123	106-166	116-218	124-232	131-246	139-261	147-275	154-241	165						
KP300Z	220	EC	450						267	282-353	298-446	313-563	334-601	349-524	365-456				
		C	400				225	239-299	254-381	269-484	284-511	298-448	318-398	333					
		MC	300			195	214-267	228-342	242-435	256-461	270-486	284-426	303-378	317					
KP500Z	315	EC	560								349	368-460	392-588	410-718	428-856	465-929	489-978	525-1050	562-983
		C	500							318	336-420	353-618	376-753	394-788	411-823	446-892	469-822	504-631	

THIN	POWER kw	CAVITY TYPE	MAXIMUM FEEDING FORCE mm	Production capacity (tons/hour) under tight edge discharge opening css (mm)														
				4	6	8	10	13	16	19	22	25	32	38	44	51	57	64	70
KP100	75-90	EC	135				46	50-85	54-92	58-99	62-105	66-112	76-128						
		C	90				43-53	46-89	50-96	54-103	57-110	61-118	70						
		M	65			36-44	38-74	41-80	45-76	48-59									
		MF	50		36	38-67	40-71	44-68	47-53										
		F	38	27-34	29-50	31-54	32-57	35-48	38										
		EF	29	30-40 with 80% finer than 4.5-5.5mm															
KP200	132-160	EC	185					69-108	75-150	80-161	86-171	91-182	104-208	115-208					
		C	145					66-131	71-142	76-152	81-162	86-173	98-197	109-150					
		MC	115				57	62-140	67-151	72-162	77-173	82-184	93-145						
		M	90				64-84	69-131	75-142	80-152	86-162	91-154	104						
		MF	75			61	65-106	70-115	76-124	81-126	87-114	92							
		F	50		48-78	51-83	54-88	59-96	63-103	68-105	72-95	77							
		EF	35	70-90 with 80% finer than 5-5.6mm															
KP300	200-250	EC	215						114-200	122-276	131-294	139-313	159-357	175-395	192-384				
		C	175					101	109-218	117-292	125-312	133-332	151-378	167-335	183-229				
		MC	140					97-122	105-262	113-282	120-301	128-320	146-328	161-242					
		M	110					117-187	126-278	136-298	145-318	154-339	176-281	194					
		MF	85				114	124-227	134-245	144-263	153-281	163-299	186-248						
		F	70			90-135	96-176	104-191	112-206	120-221	129-236	137-251	156-208						
		EF	38	100-125 with 80% finer than 6-7.5mm															
KP500	250-315	EC	275						177	190-338	203-436	216-464	246-547	272-605	298-662	328-511			
		CX	245						174-194	187-374	200-488	212-519	242-592	268-654	293-521	323-359			
		C	215						171-190	184-367	196-480	209-510	238-582	263-643	288-512	317-353			
		MC	175						162-253	174-426	186-455	198-484	226-552	249-499	273-364				
		M	135						197-295	211-440	226-470	240-500	274-502	302-403					
		MF	115					192	207-369	222-396	237-423	252-450	287-451	318-363					
		F	85					195-304	210-328	225-352	241-376	256-400	292-401	323					
		EF	65					211-293	227-316	244-298	261-290								
KP800	6 POLE 10Kv 560Kw	EC	300								448-588	477-849	544-968	601-1070	658-1172	725-1291	782-1393	849-1512	906-1331
		C	240							406	433-636	461-893	525-1018	581-1125	636-1232	700-1357	756-1464	820-1461	876-1286
		MC	195							380-440	406-723	432-837	492-954	544-1055	596-1155	657-1272	708-1373	769-1370	821-1206
		M	155							400-563	428-786	455-836	519-953	573-1054	628-1154	692-1271	746-1372	810-1248	865-1098
		MF	100						379-424	407-716	434-765	462-814	527-928	582-942	638-789	702			
		F	90					357-395	385-656	414-704	442-752	470-800	535-912	592-857	649-718				
		EF	80				280-405	304-517	328-558	352-598	376-639	400-680	455-775	503-728	551-669				

Note: Actual output will vary accordingly based on feed materials, rock particle size composition, moisture content, etc.

「VIBRATING FEEDER」 SERIES PRODUCTS



Product specifications

Customizable according to customer needs

ZZS1148	ZZS1355	ZZS1660	ZZS2060	ZZS2460

PAGE 25-26

INTRODUCTION TO VIBRATING FEEDER PRODUCTS

“

Vibrating feeder, also known as vibration feeder, is a device that can uniformly, regularly, and continuously feed block and granular materials from the storage bin to the receiving device. In the sand and gravel production line, it can continuously and uniformly feed crushing machinery and perform coarse screening of materials. It is widely used in crushing and screening combined equipment in industries such as metallurgy, coal mining, mineral processing, building materials, chemical industry, and abrasives.

「MAINTENANCE FREE THIN OIL EXCITER」
SERIES PRODUCT



THIN OIL CIRCULAR VIBRATION EXCITER

- Thin oil lubrication, unique sealing structure, never leaking oil.
- High strength ductile iron material box.
- High precision machining spindle.
- Strict tolerances fit.
- High quality bearing selection.
- Reasonable lubrication method and ultra long quality assurance.
- The amplitude can be changed by increasing or decreasing the stopper.

Product specifications

GN15	GN18	GN22	GN24
GN28	GN28F	GN30	GN34

THIN OIL EXCITER SERIES PRODUCT



THIN OIL LINEAR VIBRATIONH EXCITER

- Adopting high-precision gear pair transmission for forced synchronization.
- Compact structure design, high strength spindle material, strict heat treatment process.
- High quality bearing selection, the best tolerance fit.
- Powerful excitation force provided.
- Unique sealing structure, never leaking oil.
- Good lubrication effect, ultra long warranty.

Product specifications

ZL20	ZL24	ZL28	ZL28F	ZL32
TA40	TA50	TA60	TA90	TA100

THIN OIL EXCITER SERIES PRODUCT

High frequency linear vibration exciter with thin oil

THIN OIL HIGH-FREQUENCY LINEAR VIBRATION EXCITER

- Thin oil lubrication, unique sealing structure, never leaking oil.
- Vibration frequency16.6-25Hz (1000-1500r/min).
- Super strong excitation force.
- For difficult to dehydrate materials with high viscosity.
- High quality bearing selection.
- Reasonable lubrication method and ultra long quality assurance.



Product specifications

G23

「SAND MAKING EQUIPMENT」 SERIES PRODUCTS

6X SAND MAKING MACHINE

The 6X sand making machine is a new generation sand making machine developed with the aim of improving energy utilization efficiency, reducing wear rate, extending maintenance cycle, reducing maintenance time, improving crushing efficiency and control level. It has the characteristics of high efficiency, energy conservation, high output, high energy utilization rate, excellent product particle size, convenient maintenance and repair, and wide application, meeting the needs of modern sand and gravel production.

Equipment features:

The material vertically falls into the high-speed rotating impeller from the upper part of the machine, and under the action of high-speed centrifugal force, it collides and breaks with another part of the material that is divided in an umbrella shape around the impeller at high speed. After colliding with each other, the material forms a vortex between the impeller and the casing, which collides and rubs with each other multiple times and crushes. It is discharged vertically from the lower part and screened out by the screening equipment to obtain the required finished product particle size.



Main technical parameters of 6X sand making machine

MODEL		6X7615	6X8522	6X9532	6X1145	6X1263
PROCESSING CAPACITY (t/h)	WATERFALL AND CENTRAIL FEEDING	150~280	240~380	350-540	500~640	700~850
	FULL CENTER FEEDING	70~140	120~200	180-280	250~360	450~550
FEED SIZE (mm)	SOFT MATERIALS	35	40	45	50	60
	HARD MATERIALS	30	35	40	45	50
SPEED(r/min)		1700~1900	1500~1700	1300~1510	1100~1310	900~1200
DUAL MOTOR POWER (kw)		110~150	180~220	260~320	400~440	315
EXTERNAL DIMENSIONS (mm)		4100x2330x2300	4140x2500x2700	4560x2600x2900	5100x2790x3320	5500x2800x3520
WEIGHT (t)		12.1	14.8	18.6	27.5	31
SOURCE		380V, 50Hz				
THIN OIL LUBRICATION STATION	DUAL OIL PUMP MOTOR POWER	2x0.25Kw				
	SECURITY PROTECTION	DUAL OIL COMPLEMENTARY OIL SUPPLY: AUTOMATIC SHUTDOWN WITHOUT OIL FLOW; WATER COOLING: WINTER MOTOR HEATING STARTS				
	FUEL TANK HEATING POWER	2Kw				
	EXTERNAL DIMENSIONS (mm)	820x520 x1270				

LUBRICATION SYSTEM PARAMETER TABLE

FUEL TANK CAPACITY (L)	RATED PRESSURE (Mpa)	FLOW (L/min)	POWER (kw)	COOLING WATER CONSUMPTION (m'h)	VOLTAGE OF ELECTRIC HEATING (v)	MEDIU
240	0.63	8	0.31	>1.2	220	BEARING OIL32-46#

VSI SERIES HIGH-EFFICIENCY VERTICAL AXIS IMPACT SAND MAKING MACHINE

The VSI series high-efficiency vertical axis impact sand making machine is the result of a new design by German authoritative experts combined with China's working conditions. It is currently a high-performance sand making equipment with world-class production in China. This machine is designed to provide high-quality sand and stone orthopedics for highways, high-speed railways, high-rise buildings, municipal engineering, hydropower dam construction, and concrete mixing plants. It is an important equipment in the field of artificial sand making and stone shaping.



Main technical parameters of VSI sand making machine

MODEL	PROCESSING CAPACITY (t/h)		FEED SIZE (mm)		SPEED (r/min)	POWER (Kw)	EXTERNAL DIMENSIONS (mm)	WEIGHT (t)
	WATERFALL AND CENTRAIL FEEDING	FULL CENTER FEEDING	SOFT	HARD				
VSI7611	120-190	65-95	35	30	1700-1900	55 x 2	3700 x 2150 x 2100	11.8
VSI8518	200-260	100-130	40	35	1520-1700	90 x2	4140 x 2280 x 2425	14.5
VSI9526	300-380	150-190	45	40	1360-1500	132 x 2	4560 x 2447 x 2778	17.8
VSI1140	450-520	225-260	50	45	1180-1310	200 x 2	5000 x 2700 x 3300	25.6

SAND WASHING MACHINE

The wheeled sand washing machine is a washing equipment for natural sand and artificial sand, and is a water washed sand washing equipment used in conjunction with sand making machines. Widely used in mining, metallurgy, building materials, cement, road construction, water conservancy and hydropower, and other fields. The wheeled sand washing machine has many advantages, making its application increasingly widespread. Our company's wheeled sand washing machine has advantages such as high cleaning efficiency, large processing capacity, less material loss, and water resource conservation. Our company's wheeled sand washing machine has a very low failure rate and requires minimal maintenance, making it a new force in the development of the domestic sand washing industry.



MINERAL PROCESSING EQUIPMENT SERIES PRODUCTS

TILE TYPE AND BEARING TYPE BALL MILLS

Structural features:

The machine consists of several parts, including the feeding mechanism, main bearings, rotating part, transmission part, gear cover, etc.

The cylinder is made of steel plates rolled and welded, with wear-resistant lining plates installed inside. There is an entrance door on the cylinder for maintenance and repair personnel to enter and exit the cylinder.



Working principle:

When the cylinder rotates, the material and grinding body are tightly attached to the lining plate under the action of centrifugal force. Due to the effect of friction, the cylinder takes the material and grinding body to a certain height, and then freely falls or rolls off the cylinder wall. The grinding of ore mainly relies on the impact force when the grinding body falls and the grinding and stripping effect during movement, achieving the purpose of grinding materials.



Ball mill specifications and technical performance

MODEL	ROTATING SPEED r/min	FEEDING PARTICLE SIZE mm	POWER Kw tile style	POWER Kw Bearing type	THROU-GHPUT th
MQ1500x3000 (WET)	33.3	⩽20	95	80	8-10
MQ1500x6200 (WET)	33.3	⩽20		155	8-10
MQ1600 x4500 (WET)	29.8	⩽20	130	130	7-14
MQ1830x4500 (WET)	26.25	⩽20	180	180	10-20
MQ1830x7000 (WET)	26.25	⩽20	245	245	10-20
MQ1830x10000 (WET)	26.25	⩽20		320	10-20
MQ2100x3000 (WET)	24.6	⩽20	210	210	15-25
MQ2100 x4500 (WET)	24.6	⩽20	245	245	15-25
MQ2100 x11000 (WET)	24.6	⩽20		570	15-25
MQ2200 x7000 (WET)	23.7	⩽20		380	20-35

MODEL	ROTATING SPEED r/min	FEEDING PARTICLE SIZE mm	POWER Kw tile style	POWER Kw Bearing type	THROU-GHPUT th
MQ2200x10000 (WET)	23.7	⩽20		500	20-35
MQ2400 x4500 (WET)	22.6	⩽20	380	380	20-45
MQ2400 x8000 (WET)	22.6	⩽20		475	20-45
MQ2400 x 10000 (WET)	22.6	⩽20		630	20-48
MQ2700 x3600 (WET)	21.4	⩽20	475	380	25-50
MQ2700 x10000 (WET)	21.4	⩽20		1000	25-50
MQ3200 x6000 (WET)	19.6	⩽20		1000	30-60
MQ3200 x8000 (WET)	19.6	⩽20		1400	30-60
MQ3600 x4500 (WET)	18.9	⩽20		1250	35-82
MQ3600 x6000 (WET)	18.9	⩽20		1400	35-82

SPIRAL CLASSIFIER

Graders are widely used in ore dressing plants to combine with ball mills to form a closed circuit circulation process for separating ore sand, or in gravity ore dressing plants to classify ore sand and fine mud, as well as in metal ore dressing processes for particle size classification of slurry, and for operations such as desliming and dewatering in ore washing operations. Our company's classifier has the characteristics of simple structure, reliable operation, and convenient operation.

The purpose and scope of use of a classifier: With the principle that solid particles have different sizes and densities, resulting in different settling speeds in liquids, fine ore particles float in water and overflow, while coarse ore particles settle at the bottom of the tank. A classification wequipment that is pushed upwards by a spiral to perform mechanical classification.



CTB PERMANENT MAGNET CYLINDRICAL MAGNETIC SEPARATOR

The permanent magnet cylindrical magnetic separator is suitable for wet sorting of strong magnetic minerals with fine particles. The specific magnetization coefficient of the selected mineral is generally not less than 3000 × 10-6 cm 3/g. Minerals belonging to this category include magnetite, pyrrhotite, or magnetically roasted hematite, limonite, siderite, etc.

The CTB permanent magnet cylindrical magnetic separator can continuously feed and discharge ore, with high magnetic field strength, deep magnetic field, and large working gap. Therefore, it has high production capacity, small volume, light weight, high efficiency, low power consumption, simple structure, safe use, convenient maintenance, and durability.



FLOTATION MACHINE

The flotation machine is suitable for the separation of non-ferrous metals and can also be used for the separation of non-metals such as coal jadeite and talc. The flotation machine is driven by the motor V-belt to drive the impeller to rotate, generating centrifugal action to form negative pressure. On the one hand, sufficient air is sucked in to mix with the pulp, on the other hand, the pulp is stirred to mix with drugs, and at the same time, the foam is refined, so that the minerals are bonded to the foam and floated to the pulp surface to form a mineralized foam. Adjust the height of the ram and control the liquid level so that the useful foam can be scraped out by the scraper.



HIGH FREQUENCY DEWATERING SCREEN



Product specifications

Customizable according to customer needs

TS1536G	TS1836G	TS2136G	TS2148G	TS2448G

HIGH FREQUENCY GRADED VIBRATING SCREEN

High frequency vibrating screen is mainly used for pre grading and inspection grading of products before and after the second stage grinding in magnetic separation plants. It can form a closed circuit with the second stage grinding operation, and can fully separate qualified fine-grained magnetic minerals, improve product quality and mill processing capacity.



ENGINEERING EXAMPLE

Our company focuses on research and innovation, constantly innovating in product design and manufacturing to meet market demand. And accumulated a large number of good word-of-mouth from customers in long-term sales. Customers include: Beijing Ruixin Investment Co., Ltd. Luanping Mining Branch, Tianjin Qianheng Building Materials (Tangshan) Co., Ltd., Zunhua Hengxiang Mining Co., Ltd., Shanxi Pingyao Coal Factory, Shanxi Yangquan No.1 Mine, etc.









TRANSPORTATION AND LOADING CAPACITY

Shiny Mining Machinery Manufacturing Co., Ltd. not only produces high-performance crushing and screening products, but also has rich experience in product transportation, on-site debugging, and production maintenance.



“

In order to improve customer satisfaction and product quality, our company has invested a large amount of funds and human resources in engineering. The company has established a comprehensive quality management system, including product testing, quality control, and after-sales service. Through continuous tracking and improvement of product quality, our company's product quality has been widely recognized.

PROCESSING CAPABILITY

The company covers an area of 16000 square meters, with a total construction area of 10000 square meters. A modern production and manufacturing base with 5 production workshops, 96 sets of processing equipment, and an annual output value of ¥200 million .

At the same time, a batch of advanced production equipment and technology were introduced, and the factory property line was renovated, greatly improving production efficiency. At the same time, the company also focuses on employee training and management, improving employee skills and qualities, and ensuring that product quality and production efficiency meet the expected goals of the enterprise.

Through the introduction and construction of production equipment, Shinny Mining Machinery has made significant progress in product quality, production efficiency, and technological innovation, providing a solid foundation for the company's sustainable development.

EQUIPMENT

Lathe

A lathe is a machine tool that primarily uses turning tools to perform machining on rotating workpieces. Lathe is the most important type of metal cutting machine tool, and it can also be used for corresponding processing with drill bits, reamers, taps, dies, and knurling tools.



EQUIPMENT

Four axis drilling machine

The drilling machine has a simple structure and relatively low machining accuracy. It can drill through holes, blind holes, replace special cutting tools, expand, countersink holes, hinge holes, or perform tapping and other processing. During the machining process, the workpiece remains stationary, allowing the tool to move, aligning the tool center with the center of the hole, and causing the tool to rotate (main motion).



EQUIPMENT

milling machine

A milling machine is a machine tool that uses a milling cutter to process workpieces. In addition to milling flat surfaces, grooves, gear teeth, threads, and spline shafts, milling machines can also process more complex profiles, with higher efficiency than planers. They are widely used in mechanical manufacturing and repair departments.



EQUIPMENT

Sandblasting machine

The suction type dry sandblasting machine is powered by compressed air and forms a negative pressure inside the spray gun through the high-speed movement of the airflow. The abrasive is sucked into the spray gun through the sand conveying pipe and shot out through the nozzle, then sprayed onto the processed surface to achieve the expected processing purpose.



EQUIPMENT

CNC machine tools

CNC machine tools have effectively solved complex, precise, small batch, and multi variety part processing problems. They are a flexible and efficient automated machine tool, represented the development direction of modern machine tool control technology ,is a typical mechatronics integrated product.



EQUIPMENT

cnc machining center

CNC, also known as computer gongs, CNCCH, or CNC machine tools, is a new type of machining technology that mainly involves programming machining programs, converting manual labor into computer programming. It is a multifunctional and high-precision CNC machine tool.



SHINY FACTORY ENVIRONMENT

Shiny mining Machinery is located in every village, Tuanpiaozhuang Town, Zunhua City, Hebei Province. Here the scenery is pleasant, the mountain is novel and beautiful, the factory environment is beautiful, the staff technology is excellent, high quality, looking forward to your cooperation.



Outside the factory environment





Inside the factory environment

SHINY REALISTIC DISPLAY AND SHINY STYLE













Real pictures of the exhibition



SHINY STYLE
(Note: This page is omitted when printing)