Thanks for your attention.

All the information in this album is for reference only.

PULANKA ROCK TOOLS

Address: No.4855 Shugang Avenue, Jingqing Town, Luqiao District, Taizhou city, Zhejiang Province.
Tel: +86 0576-82737372 E-mail: elma@cnpulk.com

Pulanka Rock Tools **2026 Product Album**

PULANKA ROCK TOOLS

TOP HAMMER DRILLING

Established in 2004

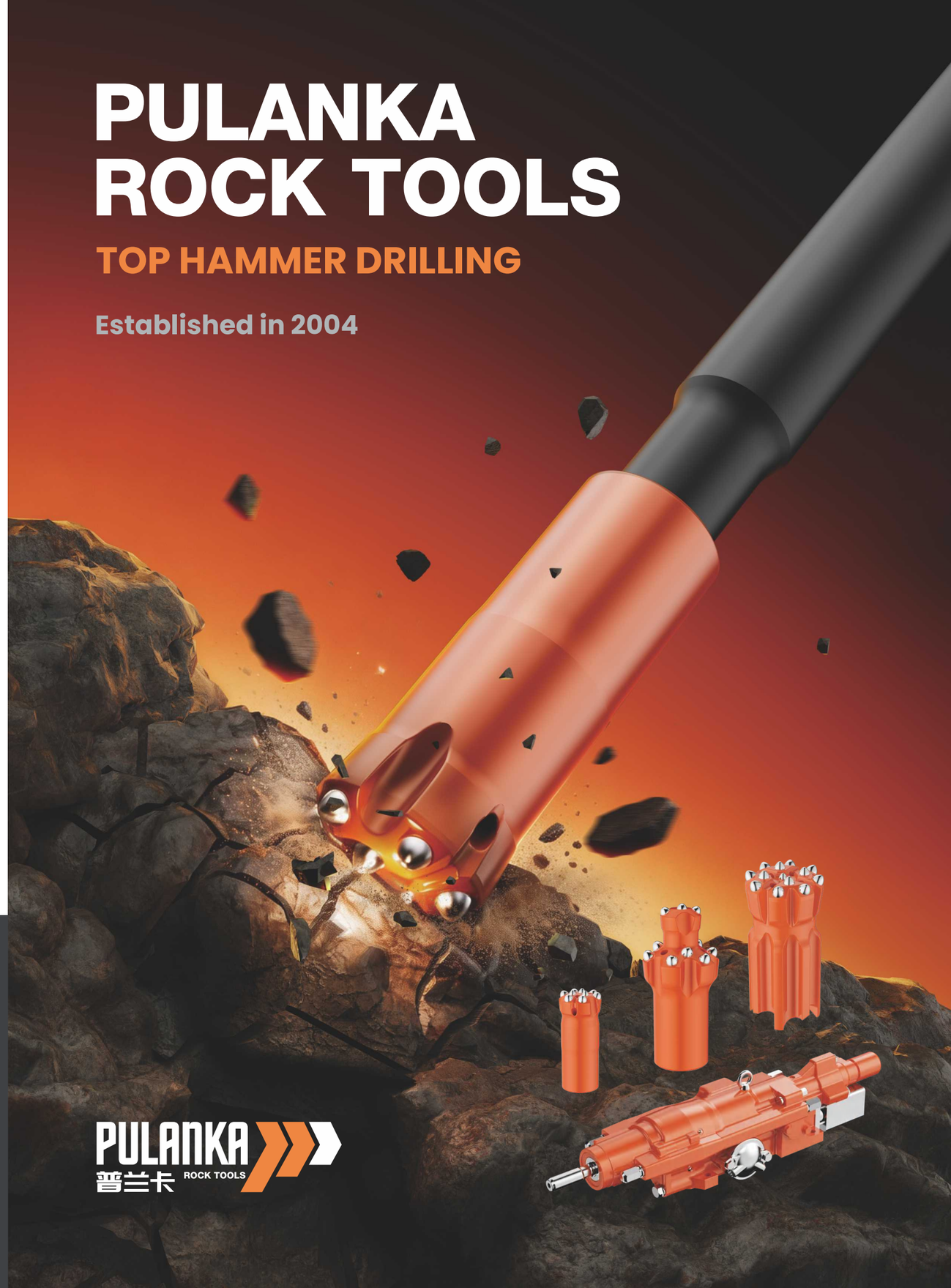

EFFICIENT AND SUPERIOR ROCK DRILLING SOLUTIONS

Mission:

To deliver high-performance rock drilling solutions that reduce total drilling costs while supporting safer, more efficient, and sustainable operations worldwide.

Core Values:

Integrity
Integrity is the foundation of our business and the basis of every long-term partnership. We are committed to honest communication, accountability, and building trusted relationships with customers at every level.

Continuous Improvement
We believe progress comes through discipline, experience, and refinement. By learning from challenges and continuously improving our products, processes, and service, we strive to deliver greater value every day.

Pursuit of Excellence
We are committed to precision manufacturing, dependable performance, and professional customer support. Through innovation, quality, and technical expertise, we aim to set higher standards within the global rock drilling industry.

CE ROHS **ISO9001**

ABOUT PULANKA

www.pulankagroup.com Pulanka Rock Tools

PULANKA Rock Tools has over 20 years of experience manufacturing rock drilling tools for domestic and international markets. We specialize in production and development for many drilling applications; mining, quarry, well-drilling, tunneling, road work and other engineering applications. We have made consistent advancements in pursuit of providing customers with high-performance, sustainable and cost-effective rock tools.

Our goal is to provide the most efficient rock tools, while maintaining the highest standards of safety and sustainability during production. PULANKA is not following trends, we are setting them by actively reducing emissions, lowering raw material consumption, and increasing our product recycling rate. We are a green company that is constantly evolving to make a positive impact!

Our products are now distributed and used in more than 30 countries and regions including Europe, Australia, Brazil, Peru, The United States, South Africa, Mexico and more. Our technological advancements, adherence to green standards and strong company principles have helped establish the PULANKA brand worldwide.

Customer satisfaction is our priority. Our sales team is equipped to handle multilingual interactions with customers and provide clear, effective communication. We want our partners and end-users to get maximum value from every product. Field representatives are available to make site visits, when needed, to study and collect product information. We fully guarantee our products against defects in material or workmanship.

QUALITY & INSPECTION

Our company follows strict international quality system standards during the production process. This begins with a detailed analysis of the raw materials we receive and continues through an additional 58 steps of inspection before products leave our facility.

We are ISO9001 certified – Quality Management
We are ISO14001 certified – Environmental Management







INVEST FOR THE FUTURE

With more than $15 million USD invested in factories and machining, PULANKA Rock Tools has a total of 16 production lines with autonomous capabilities, as well as employing a workforce of +300 skilled laborers. Our facilities span 430,000 square feet, where we complete every step of assembly. We are committed to investments that allow our customers to meet their markets supply and demand.

RESEARCH & DEVELOPMENT

Since its inception, research and development (R&D) has served as the fundamental pillar for the survival and expansion of PULANKA Rock Tools. Our R&D department conducts hardness testing, material analysis, wear resistance testing, and product performance evaluations to ensure consistent product quality and reliability.



Furthermore, PULANKA conducts annual calibration and updates for all laboratory testing equipment to guarantee the precision of every test outcome. The data obtained from these assessments is pivotal for the continuous enhancement and maintenance of a robust rock drilling database. This data repository plays a critical role in enhancing various facets of quality analysis, market research, and the innovation of new product. This meticulous process ensures that our testing procedures adhere to industry standards and yield reliable results essential for informed decision-making.

PRODUCTION PROCESS
FLOW CHART

The entire production process is achieved in-house by certified engineers and a highly-skilled workforce. From material selection to product packaging, all steps are observed to provide our customers with a superior rock tool.

Step 1 - Forging
Quality steel is precision-forged to form the body of the drill bit.

Step 2 – Machining
The drill body is precision-machined according to engineering specifications, ensuring dimensional accuracy and product consistency.

Step 3 – Heat Treatment
Bits are placed inside our onsite, state-of-the-art heat treatment furnaces. We verify that the steel remains within 1 degree of hardness, so the bit body maintains the highest level of strength and durability.

Step 4 – Carbide Pressing
During pressing, we measure every hole and button one-by-one to reduce the chance of performance issues.
Quality carbide is selected with strong support from a well-known and mature domestic supply chain to ensure the hardness and drilling performance of our products is higher than industry standards.

Step 5 - Packaging
Product is packaged for safe and convenient handling during shipments, inside warehouses and on work sites.

NEWLY BRANDED PACKAGE DESIGN

TO CRAFT
TO CREATE SUPERIOR ROCK TOOLS

CONTACT US FOR TECHNICAL SUPPORT AND PRODUCT INQUIRIES

Pulanka will provide you with the most reliable products and services.

24x7

DIRECTORY

Drifting And Tunneling

R22 series	P 03-04
R25 series	P 05-06
R28 series	P 07-09
R32 series	P 10-16
PR35 series	P 17-20

Long Hole Drilling

T38 series	P 24-29
T45 series	P 30-34
T51 series	P 35-39
T60 series	P 40-42

Shank Adapter	P 43-69
Drifter Spare Parts	P 70
Tapered Drilling Tools	P 71-86



HOW TO CHOOSE A STYLE

Convex Face

Designed for soft to medium-hard rock formations under low to medium air pressure conditions. The convex face profile promotes high penetration rates and offers excellent resistance to steel wash and gauge wear. Its aggressive drilling characteristics make it ideal for fast drilling applications, although hole deviation control is reduced compared to concave designs.

Drop Center

Engineered for high penetration performance and improved hole straightness in soft, medium-hard, and fractured rock formations. The recessed center design enhances drilling stability and promotes efficient cuttings evacuation, making it well suited for broken or variable ground conditions.

Concave Face

The versatile face design is suitable for a wide range of drilling applications, particularly in medium-hard and homogeneous rock formations. The concave profile delivers excellent hole deviation control, stable drilling performance, and efficient flushing capability for improved removal of cuttings and reduced regrinding.

Flat Face

This bit is primarily designed for very hard and abrasive rock formations in high air pressure drilling conditions. The flat face configuration maximizes impact energy transfer directly into the rock, providing strong penetration performance, excellent face durability, and superior resistance to steel body wear in demanding applications.

Double Gauge Face

Developed for medium to hard rock formations in high air pressure drilling environments. The double gauge button arrangement improves gauge protection and enhances resistance to steel body wear while maintaining high penetration rates. Particularly effective in abrasive formations where extended bit life and stable hole diameter are critical.

CARBIDE BUTTON SHAPE SELECTION

Domed/Spherical Button

Domed /Spherical Buttons are usually used as gauge buttons of Top Hammer Bits, suitable for very abrasive and very hard formations.

Parabolic/Semi-Ballistic Buttons

Parabolic Buttons are usually used as gauge buttons and front buttons of Top Hammer Bits, suitable for medium abrasive and hard formations.

Ballistic Buttons

Ballistic Buttons are usually used as front buttons of Top Hammer Bits, suitable for medium abrasive and medium hard formations. They can also be used as gauge buttons if the rock is soft.

Sharp Ballistic Button

Sharp Buttons are usually used as front buttons of Top Hammer Bits for soft formations providing fast penetration rates and low risk of button breakage.

CE ROHS ISO9001

DRIFTING AND TUNNELLING

SUSTAINABILITY,
SERVICE & SATISFACTION

GUIDE TO PRODUCT CODES

Thread Button Bits Model Description

Type of product
1 = Drill bit
2 = Drill rod/tube
3 = Coupling
4 = Shank adapter
5 = Taper rod etc
6= Stone Working Tools
7 = Integral

Bit diameter in mm

Thread Type

01-R22	21-T32
02-R25	22-T35
03-R28	23-T38
04-R32	24-T45
05-R38	25-T51
11-PR35	26-T60
12-PR32	27-PT60
13-PR28	31-PT58
14-PR25	32-PT68
15-PR22	41-PL60
	42-Pwiz60

Gauge button angle
3=30°
2=25°
5=35°
4=40°
6=45°
0=sheet alloy

1	3	1	0 2 8	0 5	0 1	6	5	/ /

Product Type
1= Threaded cross Drill Bit
2= Threaded X-type Drill Bit
3=Threaded Button Bit
4=Reaming Bit
5=Retrac Bit

Face Design
1=Flat Face ,Normal Skirt
2=Flat Face,Retract Skirt
3=Concave Face,Normal Skirt
4=Concave Face,Retract skirt
5=sheet alloy,Normal Skirt
6=sheet alloy,Retract Skirt
7=Reaming bit with pilott
8=Reaming bit without pilot
9=Convex Face,Normal skirt
10=Convex Face,Retract skirt

Button NO.
01=X type bit
02=Cross bit
05=5buttons
06=6buttons
07=7buttons
08=8buttons
09=9buttons
10=10buttons
11=11buttons
12=12buttons
13=13buttons
14=14buttons
15=15buttons
16=16buttons
17=17buttons
18=18buttons
19=19buttons

Button Shape
0=Spherical button
1=sheet alloy
4=Ballistic button
6= Parabolic button

Top dia
(for Reaming bit)
01=4002=48
03=58
04=64

GUIDE TO PRODUCT CODES

Thread Drill Rods Model Description

Product name
7=Tunneling Drill Rod
8=Extension Rod
9=MF Drill Rod
0=Guide Rod

Length

Drill Bit End Thread Type

01=R22	13=PR28	25=T51
02=R25	14=PR25	26=T60
03=R28	15=PR22	27=PT60
04=R32	21=T32	31=PT58
05=R38	22=T35	32=PT68
11=PR35	23=T38	41=PL60
12=PR32	24=T45	42=Pwiz60

2	7	6 3	1 0 0 0	0 4	0 2

Type of product
1=Drill bit
2=Drill rod/tube
3=Coupling
4=Shank adapter
5=Taper rod etc.
6= Stone Working Tools
7=Integral

Rods Shape

61-H19	67-H38	05-R60
62-H22	01-R32	12-G57
63-H25	02-R39	13-G64
64-H28	03-R46	14-G76
65-H32	04-R52	15-G87
66-H35		

Shank End Thread Type

01=R22	13=PR28	25=T51
02=R25	14=PR25	26=T60
03=R28	15=PR22	27=PT60
04=R32	21=T32	31=PT58
05=R38	22=T35	32=PT68
11=PR35	23=T38	41=PL60
12=PR32	24=T45	42=Pwiz60

GUIDE TO PRODUCT CODES

Coupling Sleeves Model Description

Dia

Drill Bit End Thread Type

01=R22	11=PR35	21=T32
02=R25	12=PR32	22=T35
03=R28	13=PR28	23=T38
04=R32	14=PR25	24=T45
05=R38	15=PR22	

Length

8	4 5	0 4	0 4	1 5 0

Type of product

1=Drill bit	5=Taper rod etc.
2=Drill rod/tube	6=Stone Working Tools
3=Coupling	7=Integral
4=Shank adapter	8=Coupling Sleeves

Drill Bit Thread Type

01=R22	11=PR35	21=T32
02=R25	12=PR32	22=T35
03=R28	13=PR28	23=T38
04=R32	14=PR25	24=T45
05=R38	15=PR22	

R22 DRILL BITS

Technical Parameters

			Buttons(mm) No × Size			Flushing Holes (pcs)		
	Product Code	Drill bit diameter(mm)	Gauge	Front	Edge tooth Angle	Side	Front	Weight(kg)
131033070165	L33-R22-7D-35-B7	33	5×7	2×7	35°	1	1	0.4
131035060165	L35-R22-6D-35-B8	35	4×8	2×7	35°	1	2	0.4
131035070165	L35-R22-7D-35-B8	35	5×8	2×7	35°	1	1	0.4
131038060165	L38-R22-6D-35-B9	38	4×9	2×7	35°	-	2	0.5
131038070165	L38-R22-7D-35-B9	38	5×9	2×7	35°	1	1	0.5
131041060165	L41-R22-6D-35-B9	41	4×9	2×8	35°	-	2	0.6
1310410701165	L41-R22-7D-35-B9	41	5×9	2×8	35°	1	1	0.6

R22 HEX DRILL RODS

Technical Parameters

	Diameter		Length				
Product Code	mm	inch	mm	ft	Left Thread	Right Thread	Weight(kg)
2762-0500-0101	22	7/8	500	1.6	R22	R22	1.6
2762-1000-0101	22	7/8	1000	3.3	R22	R22	3.2
2762-2000-0101	22	7/8	2000	6.6	R22	R22	6.4

Technical Parameters

	Diameter		Length				
Product Code	mm	inch	mm	ft	Left Thread	Right Thread	Weight(kg)
2762-1000-0201	22	7/8	1000	3.3	R25	R22	3.7
2762-2000-0201	22	7/8	2000	6.6	R25	R22	6.9

Technical Parameters

	Diameter		Length				
Product Code	mm	inch	mm	ft/in	Left Thread	Right Thread	Weight(kg)
2763-0500-0101	25	1	500	1' 7 5/8"	R22	R22	1.6
2763-1000-0101	25	1	1000	3' 3 3/8"	R22	R22	3.1
2763-2000-0101	25	1	2000	6' 6 3/4"	R22	R22	6.2

Technical Parameters

	Diameter		Length				
Product Code	mm	inch	mm	ft/in	Left Thread	Right Thread	Weight(kg)
2763-1000-0201	25	1	1000	3' 3 3/8"	R25	R22	3.1
2763-2000-0201	25	1	2000	6' 6 3/4"	R25	R22	6.2

R22 COUPLING SLEEVES

Technical Parameters

		Diameter		Length			
	Product Code	mm	inch	mm	ft/in	Thread	Weight(kg)
8320101140	LJT-32-R22-140	32	1¼	140	5 1/2"	R22	0.5

R25 DRILL BITS

Technical Parameters

			Buttons(mm) No x Size			Flushing holes(mm) No x Size		
	Product Code	Drill bit diameter(mm)	Gauge	Front	Edge tooth Angle	Side	Front	Weight(kg)
131033060265	L33-R25-6D-35-B7	33	5×8	2×7	35°	-	2	0.3
131033070265	L33-R25-7D-35-B7	33	5×7	2×7	35°	-	2	0.3
131035060265	L35-R25-6D-35-B8	35	4×8	2×7	35°	-	2	0.4
131035070265	L35-R25-7D-35-B8	35	5×8	2×7	35°	2	1	0.4
131035090265	L35-R25-9D-35-B7	35	6×7	3×7	35°	-	3	0.4
131038070263	L38-R25-7D-30-B9	38	5×9	2×8	30°	1	1	0.5
131038070265	L38-R25-7D-35-B9	38	5×9	2×7	35°	1	2	0.5
131038090265	L38-R25-9D-35-B8	38	6×8	3×7	35°	1	3	0.6
131041060265	L41-R25-6D-35-B9	41	4×9	2×8	35°	-	2	0.6
131041070265	L41-R25-7D-35-B9	41	5×9	2×8	35°	1	2	0.6
131041090265	L41-R25-9D-35-B8	41	6×8	3×7	35°	1	3	0.6
131043070265	L43-R25-7D-35-B10	43	5×10	2×8	35°	1	1	0.6
131045060265	L45-R25-6D-35-B10	45	4×10	2×9	35°	-	2	0.7
131045070265	L45-R25-7D-35-B10	45	5×11	2×8	35°	2	1	0.7
131045090265	L45-R25-9D-35-B10	45	6×10	3×8	35°	1	3	0.7
131048090205	L48-R25-9Q-35-B10	48	6×10	3×9	35°	1	3	0.8
131051090265	L51-R25-9D-35-B10	51	6×10	3×9	35°	1	3	0.8

R25 HEX DRILL RODS

Technical Parameters

	Diameter		Length				
Product Code	mm	inch	mm	ft/in	Left Thread	Right Thread	Weight(kg)
2762-1000-0202	22	7/8	1000	3′ 3 3/8″	R25	R25	3.1
2762-1200-0202	22	7/8	1200	3′ 11 1/4″	R25	R25	3.7
2762-1600-0202	22	7/8	1600	5′ 3″	R25	R25	5.1
2762-1800-0202	22	7/8	1800	5′ 10 7/8″	R25	R25	5.8

Technical Parameters

	Diameter		Length				
Product Code	mm	inch	mm	ft/in	Left Thread	Right Thread	Weight(kg)
2763-2400-0302	25	1	2400	8″	R28	R25	9.8
2763-3090-0302	25	1	3090	10′2″	R28	R25	12.6
2763-3700-0302	25	1	3700	12′2″	R28	R25	15.2
2763-4305-0302	25	1	4305	14′2″	R28	R25	17.6

R25 HEX DRILL RODS

Technical Parameters

	Diameter		Length				
Product Code	mm	inch	mm	ft/in	Left Thread	Right Thread	Weight(kg)
2763-1000-0402	25	1	1000	3′ 3 3/8″	R32	R25	4.3
2763-2000-0402	25	1	2200	7′ 10 1/2″	R32	R25	8.7

R25 COUPLING SLEEVES

Technical Parameters

		Diameter		Length			
	Product Code	mm	inch	mm	ft/in	Thread	Weight(kg)
8350202140	LJT-35-R25-140	35	1 3/8″	140	5 1/2″	R25	0.6
8350202150	LJT-44-R25-150	44	1 3/4″	150	6″	R25	1.2

R28 DRILL BITS

Technical Parameters

			Buttons(mm) No x Size			Flushing holes(mm) No x Size		
	Product Code	Drill bit diameter(mm)	Gauge	Front	Edge tooth Angle	Side	Front	Weight(kg)
131038060365	L38-R28-6D-35-B9	38	4×9	2×7	35°	-	2	0.5
131038070365	L38-R28-7D-35-B9	38	5×9	2×7	35°	1	1	0.5
131038070305	L38-R28-7Q-35-B9	38	5×9	2×8	35°	1	1	0.5
131038090365	L38-R28-9D-35-B8	38	6×8	3×7	35°	1	3	0.6
131041060365	L41-R28-6D-35-B9	41	4×9	2×8	35°	-	2	0.6
131041070365	L41-R28-7D-35-B9	41	5×9	2×8	35°	1	2	0.55
131041090365	L41-R28-9D-35-B8	41	6×9	3×9	35°	1	3	0.6
131043060365	L43-R28-6D-35-B10	43	4×10	2×8	35°	-	2	0.6
131043070365	L43-R28-7D-35-B9	43	5×9	2×8	35°	1	1	0.7
131043090365	L43-R28-9D-35-B9	43	6×9	3×8	35°	1	3	0.7
131045060365	L45-R28-6D-35-B10	45	4×10	2×9	35°	-	2	0.7
131045070365	L45-R28-7D-35-B10	45	5×10	2×9	35°	1	1	0.7
131045090365	L45-R28-9D-35-B9	45	6×9	3×8	35°	3	1	0.8
131045090305	L45-R28-9Q-35-B10	45	6×10	3×8	35°	3	1	0.8
131048090365	L48-R28-9D-35-B10	48	6×10	3×9	35°	1	3	0.7
131051090365	L51-R28-9D-35-B10	51	6×10	3×9	35°	1	3	0.8

R28 HEX DRILL RODS

Technical Parameters

	Diameter		Length				
Product Code	mm	inch	mm	ft/in	Left Thread	Right Thread	Weight(kg)
2764-3090-0303	28	1 1/8″	3090	10″	R28	R28	15.8
2764-3700-0303	28	1 1/8″	3700	12′2″	R28	R28	19.2
2764-4305-0303	28	1 1/8″	4305	14′2″	R28	R28	23.0

Technical Parameters

	Diameter		Length				
Product Code	mm	inch	mm	ft/in	Left Thread	Right Thread	Weight(kg)
2764-3090-0403	28	1 1/8″	3090	10′	R32	R28	15.9
2764-3700-0403	28	1 1/8″	3700	12′2″	R32	R28	18.5
2764-4305-0403	28	1 1/8″	4305	14′2″	R32	R28	21.5
2765-3090-0403	32	1 1/4″	3090	10′	R32	R28	19.6
2765-3700-0403	32	1 1/4″	3700	12′2″	R32	R28	23.6
2765-4305-0403	32	1 1/4″	4305	14′2″	R32	R28	27.4
2765-4915-0403	32	1 1/4″	4915	16′	R32	R28	31.3

R28 HEX DRILL RODS

Technical Parameters

	Diameter		Length				
Product Code	mm	inch	mm	ft/in	Left Thread	Right Thread	Weight(kg)
2765-3090-0603	32	1 1/4"	3090	10'	R38	R28	19.7
2765-3700-0603	32	1 1/4"	3700	12'2"	R38	R28	23.6
2765-4305-0603	32	1 1/4"	4305	14'2"	R38	R28	27.3
2765-4915-0603	32	1 1/4"	4915	16'	R38	R28	31.3

Technical Parameters

	Diameter		Length				
Product Code	mm	inch	mm	ft/in	Left Thread	Right Thread	Weight(kg)
2765-3090-2303	32	1 1/4"	3090	10'	T38	R28	19.7
2765-3700-2303	32	1 1/4"	3700	12'2"	T38	R28	23.6
2765-4305-2303	32	1 1/4"	4305	14'2"	T38	R28	27.3
2765-4915-2303	32	1 1/4"	4915	16'	T38	R28	31.3

R28 COUPLING SLEEVES

Technical Parameters

		Diameter		Length			
	Product Code	mm	inch	mm	ft/in	Thread	Weight(kg)
8390303140	LJT-41-R28-140	41	1 5/8"	160	6 1/4"	R28	0.8
8440303150	LJT-45-R28-150	45	1 3/4"	150	6"	R28	1.2

R32 DRILL BITS

Technical Parameters

				Buttons(mm) No x Size			Flushing holes(mm) No x Size		
	Product Code	Drill bit diameter(mm)	inch	Gauge	Front	Edge tooth Angle	Side	Front	Weight(kg)
131041070465	L41-R32-7D-35-B9	41	1 5/8"	5×9	2×8	35°	2	1	0.55
131043070465	L43-R32-7D-35-B10	43	1 1/16"	5×10	2×8	35°	2	1	0.7
131043080465	L43-R32-8D-35-B9	43	1 1/16"	6×9	2×9	35°	1	2	0.6
131043090463	L43-R32-9D-30-B9	43	1 1/16"	6×9	3×8	30°	1	2	0.67
131043090465	L43-R32-9D-35-B9	43	1 1/16"	6×9	3×8	35°	1	3	0.6
131045070465	L45-R32-7D-30-B11	45	1 3/4"	5×11	2×9	35°	2	1	0.7
131045070465	L45-R32-7D-35-B10	45	1 3/4"	5×10	2×9	35°	2	1	0.7
131045080465	L45-R32-8D-35-B10	45	1 3/4"	6×10	2×9	35°	1	2	0.7
131045090463	L45-R32-9D-35-B9	45	1 3/4"	6×9	3×8	30°	1	3	0.8
131045090465	L45-R32-9D-35-B10	45	1 3/4"	6×10	3×8	35°	2	1	0.8

R32 DRILL BITS

Technical Parameters

			Buttons(mm) No x Size			Flushing holes(mm) No x Size		
	Product Code	Drill bit diameter(mm)	Gauge	Front	Edge tooth Angle	Side	Front	Weight(kg)
131048070465	L48-R32-7D-35-B11	48	5×10	2×9	35°	2	1	0.8
131048080465	L48-R32-8D-35-B10	48	6×10	2×9	35°	1	2	0.8
131048090465	L48-R32-9D-35-B10	48	6×10	3×9	35°	1	3	0.9
131048090464	L48-R32-9D-35-B10	48	6×10	3×9	40°	1	3	0.9
131051070465	L51-R32-7D-35-B9	51	5×9	2×9	35°	2	1	1.0
131051080465	L51-R32-8D-35-B11	51	6×11	2×9	35°	1	2	1.1
131051090465	L51-R32-9D-35-B10	51	6×10	3×9	35°	1	3	1.1
131054080465	L54-R32-8D-35-B11	54	6×11	2×9	35°	1	2	1.2
131054090465	L54-R32-9D-35-B10	54	6×10	3×9	35°	1	3	1.1
131057090465	L57-R32-9D-35-B10	57	6×10	3×10	35°	-	3	1.3
131064090465	L64-R32-9D-35-B12	64	6×12	3×11	35°	1	3	1.4
131064090464	L64-R32-9D-35-B12	64	6×12	3×11	40°	2	1	1.6

R32 RETRAC DRILL BITS

Technical Parameters

			Buttons(mm) No x Size			Flushing holes(mm) No x Size		
	Product Code	Drill bit diameter(mm)	Gauge	Front	Edge tooth Angle	Side	Front	Weight(kg)
151064090465	LF64-R32-9D-35-B12	64	6×12	3×11	35°	1	3	2.3
151064100465	LF64-R32-10D-35-B11	64	6×11	3×11 1×9	35°	1	3	2
151064120405	LF64-R32-12Q-40-B10	64	8×10	4×10	35°	-	2	2.5
151089130465	LF89-R32-13D-35-B12	89	8×12	5×11	35°	-	2	4.8
154089140465	LF89-R32-14D-35-B13	89	8×13	4×12 2×10	35°	-	4	4.8

R32 REAMING DRILL BITS

Technical Parameters

		Diameter(mm)	Buttons(mm) No x Size			Flushing holes(mm) No x Size		
	Product Code	Bit	Gauge	Front	Edge tooth Angle	Side	Front	Weight(kg)
141076120405	LK76-R32-12Q-35-B12	76	9×12	3×10	35°	3	1	1.8
141076120405	LK76-R32-12Q-30-B10	76	9×10	3×10	35°	3	1	2.0
141076120405	LK76-R32-12Q-35-B9	76	8×9	4×8	35°	-	2	3.5
141076150405	LK76-R32-15Q-35-B12	76	8×12	7×11	35°	-	2	1.9
141076160405	LK76-R32-16Q-35-B10	76	12×10	4×8	35°	-	4	1.6
141089120405	LK89-R32-12Q-35-B10	89	8×10	4×10	35°	-	2	3.9
141089150405	LK89-R32-15Q-35-B12	89	8×12	7×12	35°	-	2	2.5
141089150405	LK89-R32-15Q-35-B12	89	12×12	3×10	35°	2	1	2.5
141089150405	LK89-R32-15Q-35-B12	89	12×12	3×10	35°	2	1	2.7
141089160405	LK89-R32-16Q-35-B12	89	12×12	4×10	35°	-	4	2.5
141102120405	LK102-R32-12Q-35-B12	102	8×12	4×12	35°	-	2	4.2
141102160405	LK102-R32-16Q-35-B13	102	12×13	4×11	35°	-	4	3.1
141102180405	LK102-R32-18Q-35-B12	102	14×12	4×8	35°	2	1	3.8
141115120405	LK115-R32-12Q-35-B12	115	8×12	4×12	35°	-	2	4.3
141115140405	LK115-R32-14Q-35-B12	115	8×12	6×12	35°	-	4	4.8
141115170405	LK115-R32-17Q-35-B14	115	12×14	5×12	35°	-	4	4.4

R32 HEX DRILL RODS



Technical Parameters

	Diameter		Length				
Product Code	mm	inch	mm	ft	Left Thread	Right Thread	Weight(kg)
2701-0800-0404	32	1 1/4"	915	3	R32	R32	4.8
2701-1220-0404	32	1 1/4"	1220	4	R32	R32	6.7
2701-1525-0404	32	1 1/4"	1525	5	R32	R32	8.3
2701-1830-0404	32	1 1/4"	1830	6	R32	R32	10.0
2701-3050-0404	32	1 1/4"	3050	10	R32	R32	16.6
2701-3660-0404	32	1 1/4"	3660	12	R32	R32	20.0

R32 HEX DRILL RODS

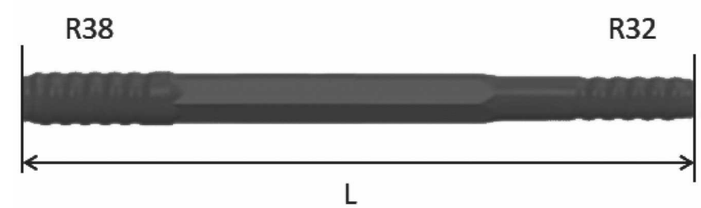

Technical Parameters

	Diameter		Length				
Product Code	mm	inch	mm	ft/in	Left Thread	Right Thread	Weight(kg)
2765-3090-0604	32	1 1/4"	3050	10'	R38	R32	19.7
2765-3700-0604	32	1 1/4"	3660	12'	R38	R32	23.6
2765-4305-0604	32	1 1/4"	4310	14'2"	R38	R32	27.5
2766-3090-0604	35	1 1/4"	3090	10'	R38	R32	24.0
2766-3700-0604	35	1 1/4"	3700	12'	R38	R32	28.7
2766-4305-0604	35	1 1/4"	4310	14'2"	R38	R32	33.7

R32 HEX DRILL RODS

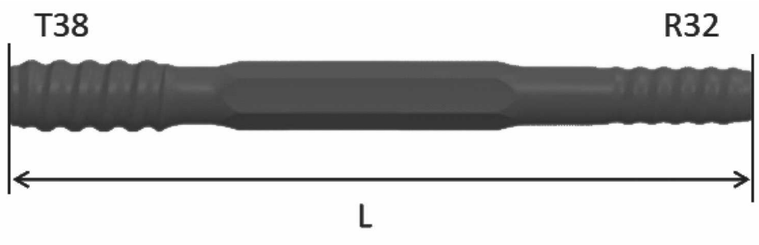

Technical Parameters

	Diameter		Length				
Product Code	mm	inch	mm	ft/in	Left Thread	Right Thread	Weight(kg)
2765-3090-2304	32	1 1/4"	3090	10'2"	T38	R32	19.7
2765-3700-2304	32	1 1/4"	3700	12'2"	T38	R32	23.6
2765-4305-2304	32	1 1/4"	4305	14'2"	T38	R32	27.5
2765-4915-2304	32	1 1/4"	4915	16'2"	T38	R32	31.3
2766-3090-2304	35	1 3/8"	3090	10'2"	T38	R32	23.9
2766-3700-2304	35	1 3/8"	3700	12'2"	T38	R32	28.6
2766-4305-2304	35	1 3/8"	4305	14'2"	T38	R32	33.6
2766-4915-2304	35	1 3/8"	4915	16'2"	T38	R32	38.3
2766-5525-2304	35	1 3/8"	5525	18'2"	T38	R32	43.2

R32 MF DRILL RODS

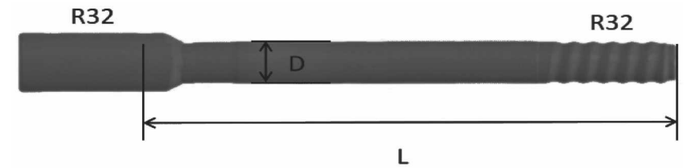

Technical Parameters

	Diameter		Length				
Product Code	mm	inch	mm	ft	Left Thread	Right Thread	Weight(kg)
2901-0915-0404	32	1 1/4"	915	3'	R32	R32	5.5
2901-1220-0404	32	1 1/4"	1220	4'	R32	R32	7.3
2901-1525-0404	32	1 1/4"	1525	5'	R32	R32	9.0
2901-2830-0404	32	1 1/4"	1830	6'	R32	R32	10.5
2901-3050-0404	32	1 1/4"	3050	10'	R32	R32	18.6
2901-3660-0404	32	1 1/4"	3660	12'	R32	R32	22.1

Technical Parameters

	Diameter		Length				
Product Code	mm	inch	mm	ft	Left Thread	Right Thread	Weight(kg)
2003-1220-0404	35	1 3/8"	1220	4'	T38	R32	10.0
2003-1525-0404	35	1 3/8"	1525	5'	T38	R32	12.5
2003-1830-0404	35	1 3/8"	1830	6'	T38	R32	14.2

R32 COUPLING SLEEVES

Technical Parameters

		Diameter		Length			
	Product Code	mm	inch	mm	ft/in	Thread	Weight(kg)
8450404150	LJT-45-R32-150	45	1 3/4"	150	6"	R32	0.9
8550404175	LJT-55-R32-175	55	2 1/8"	175	6 7/8"	R32	2.3
8550404185	LJT-55-R32-190	55	2 1/8"	190	7 1/2"	R32	2.4

PR35 DRILL BITS

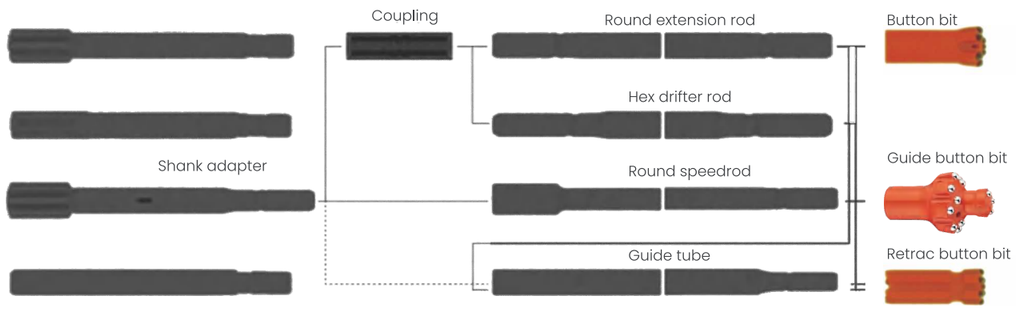

Technical Parameters

			Buttons(mm) No x Size			Flushing holes(mm) No x Size		
	Product Code	Drill bit diameter(mm)	Gauge	Front	Edge tooth Angle	Side	Front	Weight(kg)
131043071165	L43-PR35-7D-35-B9	43	5×9	2×9	35°	2	1	0.6
131045071165	L45-PR35-7D-35-B10	45	5×10	2×9	35°	2	1	0.7
131045081165	L45-PR35-8D-35-B10	45	6×10	2×9	35°	1	2	0.7
131045091165	L45-PR35-9D-35-B10	45	6×10	3×8	35°	1	3	0.7
131048071165	L48-PR35-7D-35-B11	48	5×11	2×9	35°	2	1	0.8
131048081165	L48-PR35-8D-35-B10	48	6×10	2×9	35°	1	2	0.8

PR35 DRILL BITS

Technical Parameters

			Buttons(mm) No x Size			Flushing holes(mm) No x Size		
	Product Code	Drill bit diameter(mm)	Gauge	Front	Edge tooth Angle	Side	Front	Weight(kg)
131048091165	L48-PR35-9D-35-B10	48	6×10	3×9	35°	1	3	0.8
131051071165	L51-PR35-7D-35-B12	51	5×12	2×10	35°	2	1	1.0
131051081165	L51-PR35-8D-35-B11	51	6×11	2×9	35°	1	2	1.1
131051091165	L51-PR35-9D-35-B10	51	6×10	3×9	35°	1	3	0.9
131054071165	L54-PR35-7D-35-B12	54	5×12	2×10	35°	1	1	1.1
131054081165	L54-PR35-8D-35-B11	54	6×11	2×9	35°	1	2	1.2
131054091165	L54-PR35-9D-35-B11	54	6×11	3×9	35°	1	3	1.1
131057091165	L57-PR35-9D-35-B11	57	6×11	3×10	35°	1	3	1.1
131061091165	L61-PR35-9D-35-B12	61	6×12	3×10	35°	1	3	1.2
131064091165	L64-PR35-9D-35-B12	64	6×12	3×11	35°	1	3	1.4
131064121165	L64-R35-12D-35-B11	64	8×11	4×10	35°	-	2	1.7
131076121165	L76-R35-12D-35-B13	76	8×13	4×12	35°	-	2	2.7
131089131165	L89-R35-13D-35-B14	89	8×14	5×13	35°	-	2	3.8
131102141165	L102-R35-14D-35-B15	102	8×15	6×14	35°	-	2	4.7

PR35 RETRAC DRILL BITS



Technical Parameters

			Buttons(mm) No x Size			Flushing holes(mm) No x Size		
	Product Code	Drill bit diameter(mm)	Gauge	Front	Edge tooth Angle	Side	Front	Weight(kg)
1510510911	LF51-PR35-9D-35-B10	51	6×10	3×9	35°	1×6	3×6	1.2
1510570911	LF57-PR35-9D-35-B11	57	6×11	3×10	35°	1×6	3×6	1.6

PR35 REAMING DRILL BITS

Technical Parameters

			Buttons(mm) No x Size			Flushing holes(mm) No x Size		
	Product Code	Drill bit diameter(mm)	Gauge	Front	Edge tooth Angle	Side	Front	Weight(kg)
141076120405	LK76-PR35-12Q-35-B9	76	8×9	4×8	35°	-	2	3.7
141076150405	LK76-PR35-15Q-35-B12	76	8×12	7×11	35°	-	2	1.9
14107616040501	LK76-PR35-16Q-35-B10	76	12×10	4×8	35°	-	4	1.5
141089120405	LK89-PR35-12Q-35-B10	89	8×10	4×10	35°	-	2	4.1
141089150405	LK89-PR35-15Q-35-B12	89	8×12	7×12	35°	-	2	2.5
14108916040503	LK89-PR35-16Q-35-B12	89	12×12	4×10	35°	-	4	2.4
141102120405	LK102-PR35-12Q-35-B12	102	8×12	4×12	35°	-	2	4.4
14110216040504	LK102-PR35-16Q-35-B13	102	12×13	4×11	35°	-	4	3.0
141102170405	LK102-PR35-17Q-35-B12	102	8×12	9×12	35°	-	2	3.1

PR35 HEX DRILL RODS

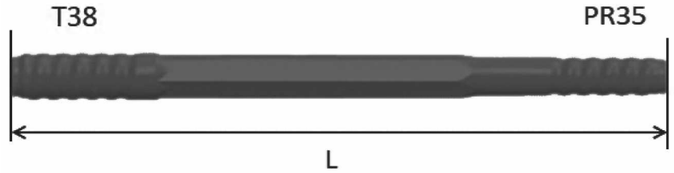

Technical Parameters

	Diameter		Length				
Product Code	mm	inch	mm	ft/in	Left Thread	Right Thread	Weight(kg)
2766-3090-0611	35	1 3/8"	3090	10'	T38	PR35	24.3
2766-3700-0611	35	1 3/8"	3700	12'2"	T38	PR35	28.7
2766-4305-0611	35	1 3/8"	4305	14'2"	T38	PR35	33.7
2766-4915-0611	35	1 3/8"	4915	16'	T38	PR35	38.2
2766-5525-0611	35	1 3/8"	5525	18'2"	T38	PR35	43.1

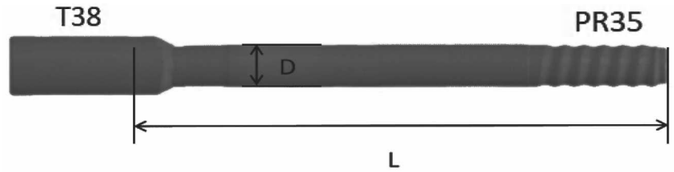

Technical Parameters

	Diameter		Length				
Product Code	mm	inch	mm	ft/in	Left Thread	Right Thread	Weight(kg)
2766-3090-2311	35	1 3/8"	3090	10'	T38	PR35	24.9
2766-3700-2311	35	1 3/8"	3700	12'2"	T38	PR35	28.6
2766-4305-2311	35	1 3/8"	4305	14'2"	T38	PR35	33.3
2766-4915-2311	35	1 3/8"	4915	16'	T38	PR35	36.8
2766-5525-2311	35	1 3/8"	5525	18'2"	T38	PR35	43.2

PR35 COUPLING SLEEVES

Technical Parameters

		Diameter		Length			
	Product Code	mm	inch	mm	ft/in	Thread	Weight(kg)
8511111150	LJT-51-PR35-150	51	2"	150	6"	R35	1.3
8551111185	LJT-55-PR35-185	55	2 1/6"	185	7 1/2"	R35	2.2
8551111210	LJT-55-PR35-210	55	2 1/6"	210	8 1/2"	R35	1.9

CE ROHS ISO9001



LONG HOLE DRILLING

SUSTAINABILITY, SERVICE & SATISFACTION

GUIDE TO PRODUCT CODES

Thread Button Bits Model Description

Product Type
1=Threaded cross Drill Bit
2= Threaded X-type Drill Bit
3=Threaded Button Bit
4=Reaming Bit

Bit diameter in mm

Thread Type
01-R22
02-R25
03-R28
04-R32
05-R38
11-PR35
12-PR32
13-PR28
14-PR25
15-PR22
21-T32
22-T35
23-T38
24-T45
25-T51
26-T60
27-PT60
31-PT58
32-PT68
41-PL60
42-Pwiz60

Gauge button angle
3=30°
2=25°
5=35°
4=40°
6=45°
0=sheet alloy

1	3	1	0 8 9	1 4	2 4	6	5	/ /

Type of product
1=Drill bit
2=Drill rod/tube
3=Coupling
4=Shank adapter
5=Taper rod etc.
6=Stone Working Tools
7=Integral

Face Design
1=Flat Face , Normal Skirt
2=Flat Face, Retract Skirt
3=Concave Face, Normal Skirt
4=Concave Face, Retract skirt
5=sheet alloy, Normal Skirt
6=sheet alloy, Retract Skirt
7=Reaming bit with pilot
8=Reaming bit without pilot
9=Convex Face, Normal skirt
10=Convex Face, Retract skirt

Button NO.
01=X type bit
02=Cross bit
10=10buttons
12=12 buttons
15=15 buttons
etc...

Button Shape
0=Spherical button
1=sheet alloy
4=Ballistic button
6= Parabolic button

Top dia
(for Reaming bit)
01=40
02=48
03=58
04=64
.....

GUIDE TO PRODUCT CODES

Thread Drill Rods Model Description

Product name
7=Tunneling Drill Rod
8=Extension Rod
9=MF Drill Rod
0=Guide Rod

Length

Drill Bit End Thread Type

01=R22	13=PR28	25=T51
02=R25	14=PR25	26=T60
03=R28	15=PR22	27=PT60
04=R32	21=T32	31=PT58
05=R38	22=T35	32=PT68
11=PR35	23=T38	41=PL60
12=PR32	24=T45	42=Pwiz60

2 8 0 2 1 2 2 0 2 3 2 3

Type of product
1=Drill bit
2=Drill rod/tube
3=Coupling
4=Shank adapter
5=Taper rod etc.
6=Stone Working Tools
7=Integral

Rods Shape

61-H19	01-R32	12-G57
62-H22	02-R39	13-G64
63-H25	03-R46	14-G76
64-H28	04-R52	15-G87
65-H32	05-R56	
66-H35	06-R60	
67-H38	07-R63	

Shank End Thread Type

01=R22	14=PR25	27=PT60
02=R25	15=PR22	31=PT58
03=R28	21=T32	32=PT68
04=R32	22=T35	41=PL60
05=R38	23=T38	42=Pwiz60
11=SR35	24=T45	
12=PR32	25=T51	
13=PR28	26=T60	

GUIDE TO PRODUCT CODES

Coupling Sleeves Model Description

Dia

Drill Bit End Thread Type

01=R22	11=PR35	21=T32
02=R25	12=PR32	22=T35
03=R28	13=PR28	23=T38
04=R32	14=PR25	24=T45
05=R38	15=PR22	

Length

8 6 3 2 4 2 4 2 1 0

Type of product

1=Drill bit	5=Taper rod etc.
2=Drill rod/tube	6=Stone Working Tools
3=Coupling	7=Integral
4=Shank adapter	8=Coupling Sleeves

Drill Bit Thread Type

01=R22	11=PR35	21=T32
02=R25	12=PR32	22=T35
03=R28	13=PR28	23=T38
04=R32	14=PR25	24=T45
05=R38	15=PR22	

T38 COMBINATION

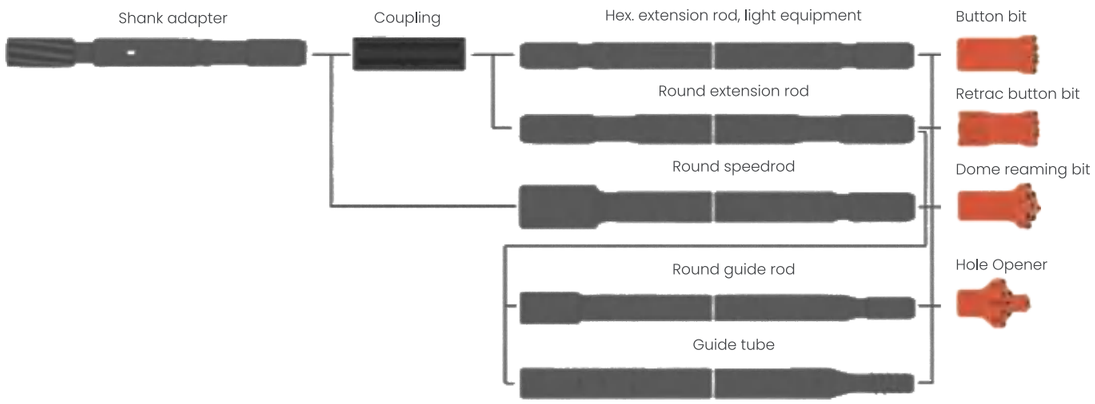

T38 DRILL BITS

T38 DRILL BITS

Technical Parameters

				Buttons(mm) No x Size			Flushing holes(mm) No x Size		
	Product Code	Drill bit diameter (in)	Drill bit diameter (mm)	Gauge	Front	Edge tooth Angle	Side	Front	Weight(kg)
131064092365	L64-T38-9D-35-B12	2 1/2″	64	6×12	3×12	35°	2	2	1.6
131064092365	L64-T38-10D-35-B12	2 1/2″	64	6×12	3×11	35°	2	3	1.6
131064092365	L64-T38-10D-35-B11	2 1/2″	64	6×12	3×11	35°	2	3	1.6
131064092365	L64-T38-12D-35-B10	2 1/2″	64	6×12	3×11	35°	–	3	1.7
131064102365	L64-T38-12D-30-B10	2 1/2″	64	6×11	4×10	35°	1	3	1.5
131064122365	L64-T38-12D-35-B10	2 1/2″	64	8×10	4×10	35°	1	2	1.6
131064122365	L64-T38-12Q-35-B11	2 1/2″	64	8×11	4×10	35°	–	2	1.9
131064132365	L64-T38-13D-35-B10	2 1/2″	64	8×10	5×9	35°	–	4	1.6
131076102365	L76-T38-10D-35-B13	3″	76	6×13	4×12	35°	1	3	2.3
131076102365	L76-T38-10D-35-B12	3″	76	6×12	4×11	35°	–	3	2.1
131076102365	L76-T38-10D-35-B12	3″	76	6×12	4×12	35°	–	3	3.0
131076122365	L76-T38-12D-35-B12	3″	76	8×12	4×11	35°	–	2	2.2
131076122365	L76-T38-12D-35-B12	3″	76	8×12	4×12	35°	–	2	3.2
131076132365	L76-T38-13D-35-B12	3″	76	8×12	5×11	35°	–	4	3.1
131076132365	L76-T38-13D-35-B11	3″	76	8×11	5×11	35°	–	4	2.2

T38 DRILL BITS

Technical Parameters

				Buttons(mm) No x Size			Flushing holes(mm) No x Size		
	Product Code	Drill bit diameter (in)	Drill bit diameter (mm)	Gauge	Front	Edge tooth Angle	Side	Front	Weight(kg)
131089132365	L89-T38-11D-35-B13	3 1/2″	89	6×13	5×12	35°	-	3	3.3
131089132365	L89-T38-13D-35-B13	3 1/2″	89	8×13	5×12	35°	1	4	3.2
131089132365	L89-T38-13D-35-B13	3 1/2″	89	8×12	5×12	35°	0	4	3.2
131089142365	L89-T38-14D-35-B12	3 1/2″	89	8×12	4×12 2×10	35°	-	4	3.0
131089142365	L89-T38-14D-35-B12	3 1/2″	89	8×12	6×12	35°	-	4	3.4
131089142365	L89-T38-14D-35-B13	3 1/2″	89	8×13	6×12	35°	-	2	3.4
131089152365	L89-T38-15D-35-B12	3 1/2″	89	9×12	6×12	35°	-	3	3.4
131089152365	L89-T38-15D-35-B12	3 1/2″	89	9×12	6×12	35°	-	3	3.4
131102142365	L102-T38-14D-35-B14	4″	102	8×14	6×13	35°	-	2	4.5
131102142365	L102-T38-14D-35-B14	4″	102	8×14	6×14	35°	-	4	4.4

T38 REAMING DRILL BITS



Technical Parameters

				Buttons(mm) No x Size			Flushing holes(mm) No x Size		
	Product Code	Drill bit diameter (in)	Drill bit diameter (mm)	Gauge	Front	Edge tooth Angle	Side	Front	Weight(kg)
148127172305	LK127-T38-Q17	5″	127	14×14	2×12 1×11	35°	2	1	4.8
147127172305	LK127-T38-Q17	5″	127	14×14	3×10	35°	2	1	5.3
131127152303	LK127-T38-Q15	5″	127	9×13	6×13	30°	-	3	6.3
131152182303	LK127-T38-Q18	6″	152	9×14	9×14	30°	-	3	9.8
131152232303	LK127-T38-Q23	6″	152	18×11	4×11 1×11	30°	-	3	14.6

T38 RETRAC DRILL BITS

Technical Parameters

				Buttons(mm) No x Size			Flushing holes(mm) No x Size		
	Product Code	Drill bit diameter (in)	Drill bit diameter (mm)	Gauge	Front	Edge tooth Angle	Side	Front	Weight(kg)
132064092365	LF64-T38-9D-35-B12	2 1/2"	64	6×12	3×11	35°	–	3	2.0
132064102365	LF64-T38-10D-35-B10	2 1/2"	64	6×10	4×10	35°	–	3	2.0
132064122363	LF64-T38-12D-35-B11	2 1/2"	64	8×11	4×10	35°	–	2	2.1
132064132365	LF64-T38-13D-35-B10	2 1/2"	64	8×10	5×9	35°	–	4	2.1
132076102365	LF76-T38-10D-35-B12	3"	76	6×12	4×11	35°	–	3	2.8
132076102365	LF76-T38-10D-35-B12	3"	76	6×12	4×12	35°	–	2	3.0
132076122365	LF76-T38-12D-35-B12	3"	76	8×12	4×11	35°	–	2	3.0
132089132365	LF89-T38-13D-35-B13	3 1/2"	89	8×13	6×12	35°	–	2	4.1
132089132365	LF89-T38-11D-35-B13	3 1/2"	89	6×13	5×12	35°	–	3	4.2
132089142365	LF89-T38-14D-35-B12	3 1/2"	89	8×12	6×12	35°	–	4	4.5
132089152365	LF89-T38-15D-35-B12	3 1/2"	89	9×12	6×12	35°	–	3	4.4
132102142365	LF102-T38-14D-35-B14	4"	102	8×14	6×13	35°	–	2	6.8
132102142365	LF102-T38-14D-35-B14	4"	102	8×14	6×14	35°	–	2	6.8
132102162365	LF102-T38-16D-35-B13	4"	102	9×13	7×13	35°	–	3	6.8

T38 DRILL RODS

Technical Parameters

		Diameter		Length		
	Product Code	mm	inch	mm	ft	Weight(kg)
2-8-02-1220-23-23	QJ39-T38-R39-T38-1220	39	1 12"	1220	4'	10.2
2-8-02-1830-23-23	QJ39-T38-R39-T38-1830	39	1 12"	1830	6'	15.3
2-8-02-3050-23-23	QJ39-T38-R39-T38-3050	39	1 12"	3050	10'	25.5
2-8-02-3660-23-23	QJ39-T38-R39-T38-3660	39	1 12"	3660	12'	30.6
2-8-02-4270-23-23	QJ39-T38-R39-T38-4270	39	1 12"	4270	14'	35.4
2-8-02-4880-23-23	QJ39-T38-R39-T38-4880	39	1 12"	4880	16'	41.0
2-8-02-5530-23-23	QJ39-T38-R39-T38-553	39	1 12"	5490	18'	49.2
2-8-02-6095-23-23	QJ39-T38-R39-T38-6095	39	1 12"	6095	20'	53.9

T38 MALE/FEMALE DRILL ROD

Technical Parameters

		Diameter		Length		
	Product Code	mm	inch	mm	ft/in	Weight(kg)
2-9-02-915-2323	QJ39-MT38-R39-FT38-915	39	1 1/2"	915	3'	10.7
2-9-02-1220-2323	QJ39-MT38-R39-FT38-1220	39	1 1/2"	1220	4'	13.3
2-9-02-1525-2323	QJ39-MT38-R39-FT38-1525	39	1 1/2"	1525	5'	15.8
2-9-02-1830-2323	QJ39-MT38-R39-FT38-1830	39	1 1/2"	1830	6'	18.3
2-9-02-3050-2323	QJ39-MT38-R39-FT38-3050	39	1 1/2"	3050	10'	28.5
2-9-02-3660-2323	QJ39-MT38-R39-FT38-3660	39	1 1/2"	3660	12'	33.6
2-9-02-4270-2323	QJ39-MT38-R39-FT38-4270	39	1 1/2"	4270	14'	38.7
2-9-02-4880-2323	QJ39-MT38-R39-FT38-4880	39	1 1/2"	4880	16'	43.7
2-9-02-5530-2323	QJ39-MT38-R39-FT38-5530	39	1 1/2"	5490	18'	49.2
2-9-02-6095-2323	QJ39-MT38-R39-FT38-6095	39	1 1/2"	6095	20'	53.9

T38 COUPLINGS SLEEVE

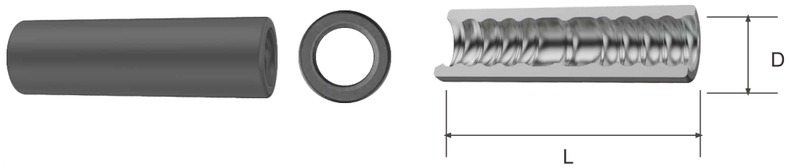

Technical Parameters

		Diameter		Length		
	Product Code	mm	inch	mm	inch	Weight(kg)
8-55-23-23-180	LJT-55-T38-R32-180	55	2 1/6"	180	7 1/8"	2.0
8-55-23-23-190	LJT-55-T38-R38-190	55	2 1/6"	190	7 1/2"	1.8
8-55-23-23-190	LJT-55-T38-T38-190	55	2 1/6"	190	7 1/2"	1.9
8-55-23-23-190	LJT-55-T38-T45-190	55	2 1/6"	215	8 1/2"	3.0

T45 COMBINATION

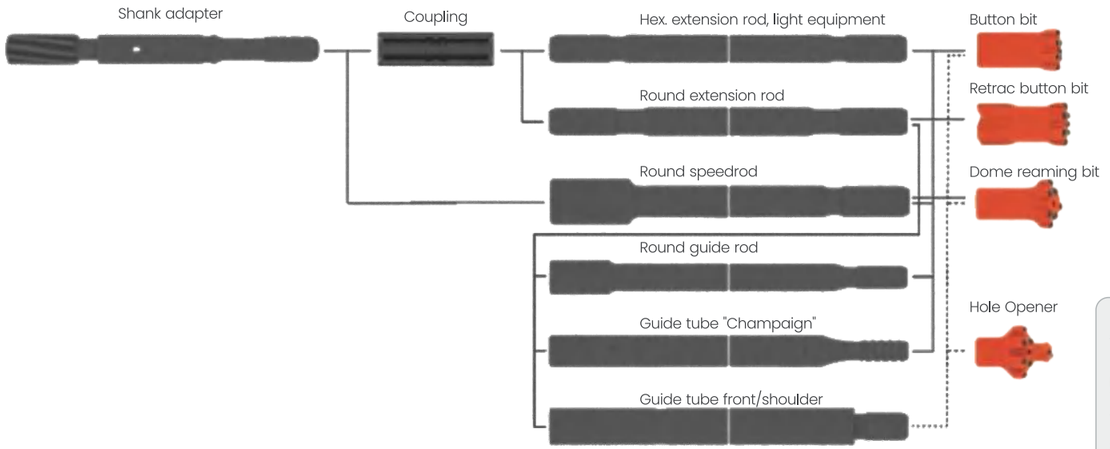

T45 DRILL BITS

T45 DRILL BITS



Technical Parameters

			Buttons(mm) No x Size			Flushing holes(mm) No x Size		
	Product Code	Drill bit diameter(mm)	Gauge	Front	Edge tooth Angle	Side	Front	Weight(kg)
131076102465	L76-T45-10D-35-B12	76	6×12	4×12	35°	-	3	2.4
131076102465	L76-T45-10D-35-B12	76	6×12	4×11	35°	-	3	2.2
131076132465	L76-T45-13D-35-B12	76	8×12	5×11	35°	-	2	2.5
131076132465	L76-T45-13D-35-B11	76	8×11	5×11	35°	-	4	2.2
131083102465	L83-T45-10D-35-B13	83	6×13	4×13	35°	-	3	2.8
131083102465	L83-T45-10D-35-B13	83	6×13	4×12	35°	-	3	2.6
131083112465	L89-T45-11D-35-B13	89	6×13	5×12	35°	-	3	3.6
131089132465	L89-T45-13D-35-B13	89	8×13	5×12	35°	-	4	3.4
131089142465	L89-T45-14D-35-B13	89	8×13	4×12 2×10	35°	-	4	3.3
131089142465	L89-T45-14D-35-B12	89	8×12	6×12	35°	-	4	3.7

T45 DRILL BITS

Technical Parameters

			Buttons(mm) No x Size			Flushing holes(mm) No x Size		
	Product Code	Drill bit diameter(mm)	Gauge	Front	Edge tooth Angle	Side	Front	Weight(kg)
131102142465	L102-T45-14D-35-B14	102	8×14	6×14	35°	-	4	4.4
131102162465	L102-T45-16D-35-B13	102	9×13	7×13	35°	-	3	4.3
131115152465	L115-T45-15D-35-B14	115	8×14	7×13	35°	-	2	6.4
131115162465	L115-T45-16D-35-B14	115	8×14	8×14	35°	-	4	6.7
131115162465	L115-T45-16D-35-B14	115	9×14	7×14	35°	-	3	5.8
131115192465	L115-T45-19D-35-B14	115	9×14	10×12	35°	-	3	5.8
131127192465	L127-T45-19D-35-B15	127	9×15	10×13	35°	-	3	6.0

T45 RETRAC DRILL BITS

Technical Parameters

			Buttons(mm) No x Size			Flushing holes(mm) No x Size		
	Product Code	Drill bit diameter(mm)	Gauge	Front	Edge tooth Angle	Side	Front	Weight(kg)
132070122465	LF70-T45-12D-35-B11	70	8×11	4×11	35°	-	2	2.2
132070132465	LF70-T45-13D-35-B11	70	8×11	5×10	35°	-	4	2.5
132076102465	LF76-T45-10D-35-B12	76	6×12	4×12	35°	-	3	2.7
132076102465	LF76-T45-10D-35-B12	76	6×12	4×11	35°	-	3	2.7
132076122465	LF76-T45-12D-35-B12	76	8×12	4×11	35°	-	2	3.0
132076132465	LF76-T45-13D-35-B11	76	8×11	5×11	35°	-	4	3.0
132089112465	LF89-T45-11D-35-B13	89	6×13	5×12	35°	-	3	4.2
132089142465	LF89-T45-14D-35-B12	89	8×12	6×11	35°	-	4	4.5
132089142465	LF89-T45-14D-35-B13	89	8×13	6×12	35°	-	2	4.5
132089142465	LF89-T45-14D-35-B12	89	8×12	6×12	35°	-	4	4.5
132089142465	LF89-T45-14D-35-B13	89	8×13	6×12	35°	-	2	4.5
132089152465	LF89-T45-15D-35-B12	89	9×12	6×12	35°	-	3	4.6
132102142465	LF102-T45-14D-35-B14	102	8×14	6×13	35°	-	2	6.8
132102142465	LF102-T45-14D-35-B14	102	8×14	6×13	35°	-	2	6.6
132102142465	LF102-T45-14D-35-B14	102	8×14	6×14	35°	-	4	6.5
132102162465	LF102-T45-16D-35-B13	102	9×13	7×13	35°	-	3	6.5
132115152465	LF115-T45-15D-35-B14	115	8×14	7×13	35°	-	2	8.7
132115162465	LF115-T45-16D-35-B14	115	8×14	8×14	35°	-	4	8.4
132115152465	LF115-T45-16D-35-B14	115	9×14	7×14	35°	-	3	8.5

T45 DRILL RODS

Technical Parameters

		Diameter		Length		
	Product Code	mm	inch	mm	ft	Weight(kg)
2-8-03-1830-24-24	QJ46-T45-R46-T45-1830	46	1 3/4"	1830	6'	21.6
2-8-03-2435-24-24	QJ46-T45-R46-T45-2435	46	1 3/4"	2435	8'	28.3
2-8-03-3050-24-24	QJ46-T45-R46-T45-3050	46	1 3/4"	3050	10'	35.2
2-8-03-3660-24-24	QJ46-T45-R46-T45-3660	46	1 3/4"	3660	12'	42.1
2-8-03-4270-24-24	QJ46-T45-R46-T45-4270	46	1 3/4"	4270	14'	48.9
2-8-03-5530-24-24	QJ46-T45-R46-T45-5530	46	1 3/4"	5530	18'	63.0
2-8-03-6095-24-24	QJ46-T45-R46-T45-6095	46	1 3/4"	6095	20'	69.3

T45 MALE/FEMALE DRILL ROD

Technical Parameters

		Diameter		Length		
	Product Code	mm	inch	mm	ft/in	Weight(kg)
2-9-03-915-24-24	QJ46-MT45-R46-FT45-915	46	1 3/4"	915	3'	10.2
2-9-03-1220-24-24	QJ46-MT45-R46-FT45-1220	46	1 3/4"	1220	4'	13.6
2-9-03-1525-24-24	QJ46-MT45-R46-FT45-1525	46	1 3/4"	1525	5'	17.0
2-9-03-1830-24-24	QJ46-MT45-R46-FT45-1830	46	1 3/4"	1830	6'	20.4
2-9-03-3050-24-24	QJ46-MT45-R46-FT45-3050	46	1 3/4"	3050	10'	34.0
2-9-03-3660-24-24	QJ46-MT45-R46-FT45-3660	46	1 3/4"	3660	12'	40.8
2-9-03-4265-24-24	QJ46-MT45-R46-FT45-4265	46	1 3/4"	4265	14'	47.5
2-9-03-5530-24-24	QJ46-MT45-R46-FT45-5530	46	1 3/4"	5530	18'	66.0
2-9-03-6095-24-24	QJ46-MT45-R46-FT45-6095	46	1 3/4"	6095	20'	72.3

T45 COUPLINGS SLEEVE



Technical Parameters

		Diameter		Length		
	Product Code	mm	inch	mm	ft/in	Weight(kg)
8-63-24-24-210	LJT-63-T45-210	63	2 1/2"	210	8 1/4"	3.0
8-63-24-24-210	LJT-63-T45-210	63	2 1/2"	210	8 1/4"	3.3
8-63-24-24-210	LJT-66-T45-210	66	2 5/8"	210	8 1/4"	3.5

T51 COMBINATION

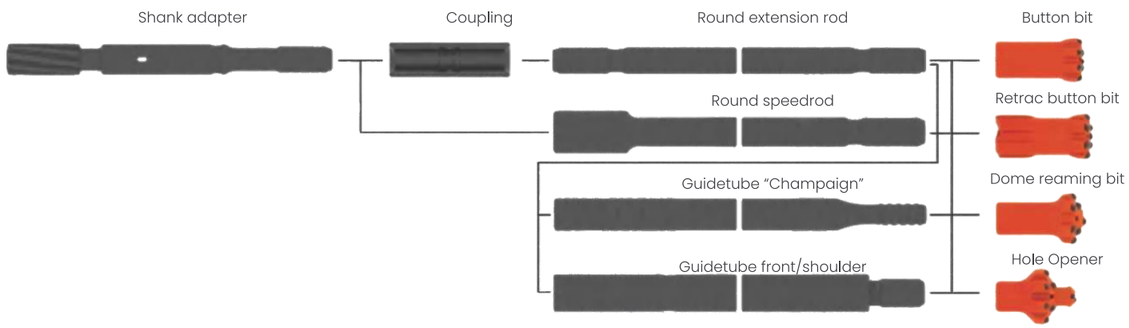

T51 DRILL BITS

T51 DRILL BITS

Technical Parameters

			Buttons(mm) No x Size			Flushing holes(mm) No x Size		
	Product Code	Drill bit diameter(mm)	Gauge	Front	Edge tooth Angle	Side	Front	Weight(kg)
131089132565	L89-T51-13D-35-B12	89	8×12	5×12	35°	-	2	4.6
131089142565	L89-T51-14D-35-B12	89	8×12	6×12	35°	-	4	4.0
131089142565	L89-T51-14D-35-B13	89	8×13	6×12	35°	-	2	4.1
131089142565	L89-T51-14D-35-B12	89	8×12	6×12	35°	-	4	4.3
131089142565	L89-T51-14D-35-B13	89	8×13	6×12	35°	-	2	4.5
131089152565	L89-T51-15D-35-B12	89	9×12	6×12	35°	-	3	4.1
131102142565	L102-T51-14D-35-B14	102	8×14	6×13	35°	-	2	5.4
131102152565	L102-T51-14D-35-B14	102	9×13	7×13	35°	-	3	5.1
131102162565	L102-T51-18D-35-B13	102	8×14	6×13	35°	-	2	5.4
131102172565	L102-T51-18D-35-B13	102	8×14	6×14	35°	-	4	5.1
131115152565	L115-T51-15D-35-B14	115	8×14	7×13	35°	-	2	6.9
131115162565	L115-T51-16D-35-B14	115	9×14	7×14	35°	-	3	6.8
131115162565	L115-T51-16D-35-B14	115	8×14	4×14 4×12	35°	-	4	5.5
131115162565	L115-T51-16D-35-B14	115	8×14	8×14	35°	-	3	6.6
131127162565	L127-T51-16D-35-B16	127	8×16	8×14	35°	-	2	9.0
131127162565	L127-T51-16D-35-B16	127	9×16	7×16	35°	-	3	8.9
131127172565	L127-T51-16D-35-B16	127	8×16	8×14	35°	-	3	8.9
131127182565	L127-T51-16D-35-B16	127	8×16	4×16 4×14	35°	-	4	8.6

T51 RETRAC DRILL BITS

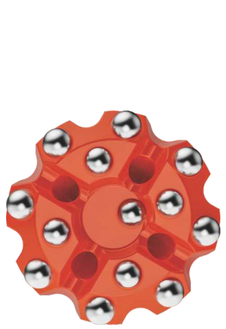

Technical Parameters

			Buttons(mm) No x Size			Flushing holes(mm) No x Size		
	Product Code	Drill bit diameter(mm)	Gauge	Front	Edge tooth Angle	Side	Front	Weight(kg)
132089142565	LF89-T51-14D-35-B12	89	8×12	6×12	35°	-	4	4.3
132089142565	LF89-T51-14D-35-B13	89	8×13	6×12	35°	-	2	4.4
132089152565	LF89-T51-15D-35-B12	89	9×12	6×12	35°	-	3	4.6
132102142565	LF102-T51-14D-35-B14	102	8×14	6×13	35°	-	2	6.5
132102142565	LF102-T51-14D-35-B14	102	8×14	6×14	35°	-	4	6.4
132102162565	LF102-T51-16D-35-B13	102	9×13	7×13	35°	-	3	6.5
132115152565	LF115-T51-15D-35-B14	115	8×14	7×13	35°	-	2	8.8
132115162565	LF115-T51-16D-35-B14	115	8×14	8×14	35°	-	4	8.4
132115162565	LF115-T51-16D-35-B14	115	9×14	7×14	35°	-	3	8.5
132127162565	LF127-T51-16D-35-B16	127	8×16	4×16 4×14	35°	-	4	11.0
132127162565	LF127-T51-16D-35-B16	127	8×16	8×14	35°	-	2	11.3
132127162565	LF127-T51-16D-35-B16	127	9×16	7×16	35°	-	3	10.9

T51 MALE/FEMALE DRILL ROD

Technical Parameters

		Diameter		Length		
	Product Code	mm	inch	mm	ft/in	Weight(kg)
2-9-04-1525-25-25	QJ52-MT51-R52-FT51-1525	52	2	1525	5'	17.8
2-9-04-1830-25-25	QJ52-MT51-R52-FT51-1830	52	2	1830	6'	28.1
2-9-04-3050-25-25	QJ52-MT51-R52-FT51-3050	52	2	3050	10'	48.3
2-9-04-3660-25-25	QJ52-MT51-R52-FT51-3660	52	2	3660	12'	56.0
2-9-04-4265-25-25	QJ52-MT51-R52-FT51-4265	52	2	4265	14'	64.0
2-9-04-4880-25-25	QJ52-MT51-R52-FT51-4880	52	2	4880	16'	74.8
2-9-04-5530-25-25	QJ52-MT51-R52-FT51-5530	52	2	5530	18'	84.2
2-9-04-6095-25-25	QJ52-MT51-R52-FT51-6095	52	2	6095	20'	90.4

T51 DRILL RODS

Technical Parameters

		Diameter		Length		
	Product Code	mm	inch	mm	ft/in	Weight(kg)
2-9-04-915-25-25	QJ52-T51-R52-T51-915	52	2	915	3′	12.7
2-9-04-1220-25-25	QJ52-T51-R52-T51-1220	52	2	1220	4′	16.9
2-9-04-1525-25-25	QJ52-T51-R52-T51-1525	52	2	1525	5′	21.1
2-9-04-1830-25-25	QJ52-T51-R52-T51-1830	52	2	1830	6′	25.3
2-9-04-3050-25-25	QJ52-T51-R52-T51-3050	52	2	3050	10′	42.2
2-9-04-3660-25-25	QJ52-T51-R52-T51-3660	52	2	3660	12′	50.7
2-9-04-4265-25-25	QJ52-T51-R52-T51-4265	52	2	4265	14′	59.1

T51 COUPLINGS SLEEVE

Technical Parameters

		Diameter		Length		
	Product Code	mm	inch	mm	inch	Weight(kg)
8-72-25-25-235	LJT-72-T51-235	72	2 7/8"	235	9 1/4"	5.2
8-76-25-25-235	LJT-76-T51-235	76	3"	235	9 1/4"	5.7

PT60 COMBINATION

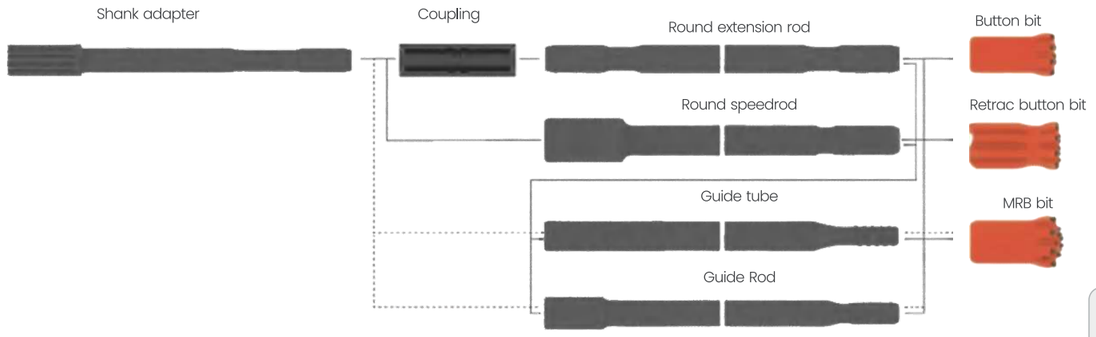

PT60 DRILL BITS

PT60 DRILL BITS

Technical Parameters

			Buttons(mm) No x Size			Flushing holes(mm) No x Size		
	Product Code	Drill bit diameter(mm)	Gauge	Front	Edge tooth Angle	Side	Front	Weight(kg)
131102142765	L102-PT60-14D-35-B14	102	8×14	6×12	35°	-	4	8.8
131102162765	L102-PT60-16D-35-B13	102	9×13	7×13	35°	-	3	6.8
131115162765	L115-PT60-16D-35-B14	115	8×14	8×14	35°	-	4	8.4
131115162765	L115-PT60-16D-35-B14	115	9×14	7×14	35°	-	3	8.6
131127152765	L127-PT60-15D-35-B16	127	8×16	7×14	35°	-	4	12.3
131127162765	L127-PT60-16D-35-B16	127	8×16	4×16 4×14	35°	-	4	9.5
131127162765	L127-PT60-16D-35-B16	127	9×16	7×16	35°	-	3	9.4
131127172765	L127-PT60-17D-35-B16	127	9×16	8×14	35°	-	3	10.5
131140162765	L140-PT60-16D-35-B16	140	8×16	8×16	35°	-	4	11.9
131140172765	L140-PT60-17D-35-B16	140	9×16	8×16	35°	-	3	12.3
131140182765	L140-PT60-18D-35-B16	140	9×16	9×16	35°	-	3	11.9

PT60 RETRAC DRILL BITS

Technical Parameters

			Buttons(mm) No x Size			Flushing holes(mm) No x Size		
	Product Code	Drill bit diameter(mm)	Gauge	Front	Edge tooth Angle	Side	Front	Weight(kg)
131102142765	L102-PT60-14D-35-B14	102	8×14	6×12	35°	-	4	8.8
131102162765	L102-PT60-16D-35-B13	102	9×13	7×13	35°	-	3	6.8
131115162765	L115-PT60-16D-35-B14	115	8×14	8×14	35°	-	4	8.4
131115162765	L115-PT60-16D-35-B14	115	9×14	7×14	35°	-	3	8.6
131127152765	L127-PT60-15D-35-B16	127	8×16	7×14	35°	-	4	12.3
131127162765	L127-PT60-16D-35-B16	127	8×16	4×16 4×14	35°	-	4	9.5
131127162765	L127-PT60-16D-35-B16	127	9×16	7×16	35°	-	3	9.4
131127172765	L127-PT60-17D-35-B16	127	9×16	8×14	35°	-	3	10.5
131140162765	L140-PT60-16D-35-B16	140	8×16	8×16	35°	-	4	11.9
131140172765	L140-PT60-17D-35-B16	140	9×16	8×16	35°	-	3	12.3
131140182765	L140-PT60-18D-35-B16	140	9×16	9×16	35°	-	3	11.9

PT60 MALE/FEMALE DRILL RODS

Technical Parameters

		Diameter		Length		
	Product Code	mm	inch	mm	ft/in	Weight(kg)
2-9-06-3660-27-27	QJ60-MPT60-R60-FGT60-3660	60	2 3/8"	3660	12"	74.4
2-9-06-4265-27-27	QJ60-MPT60-R60-FGT60-4265	60	2 3/8"	4265	14"	86.0
2-9-06-5485-27-27	QJ60-MPT60-R60-FGT60-5485	60	2 3/8"	5485	18"	109.3
2-9-06-6095-27-27	QJ60-MPT60-R60-FGT60-6095	60	2 3/8"	6095	20"	121.0

CE ROHS ISO9001

SHANK ADAPTER

SUSTAINABILITY, SERVICE & SATISFACTION

GUIDE TO PRODUCT CODES

SHANK ADAPTERS Model Description

Hydraulic Drifter Manufacturer
0-Pneumatic rock drill
1-Epiroc
2-Sandvik
3-Montabert
4-Doofor
5-Furukaw
6-Ingersoll-Rand
7- GARDNER DENVER
8-SECOMA
9-KRUPP
T-TOYO

Spline No.

Strike Face Diameter

Thread Type
01-R22
02-R25
03-R28
04-R32
05-R38
11-PR35
12-PR32
13-PR28
14-PR25
15-PR22
21-T32
22-T35
23-T38
24-T45
25-T51
26-T60
27-PT60
31-PT58
32-PT68
41-PL60
42-Pwiz60

4	1	A	0 8	0 - 5 4	7 3 0	2 3

Type of product
1 = Drill bit
2 = Drill rod/tube
3 = Coupling
4 = Shank adapter
5 = Taper rod etc.
7 = Integral
79 = Coprod

Drifter Model
See Next Pag

Spline Location
0-End Spline
1-Middle Spline

Length

DRIFTER MODEL

Epiroc
BBC 54, BBC 120-A
BBE 57-B
COP 125, COP 130, COP 131-C
COP 131EB-D
COP 1028-E
COP 1032-F
COP 1036, COP 1038, COP 1238-G
COP 1132, COP RR11-H
COP 1432,1440, 1532, 1550, 1638, 1838, COP 2238-I
COP MD20-J
COP 1838MUX / HUX-K
COP 1240, 1640, 1840, 1850, 2150, 2550-L
COP 1840, 1850, 2150, 2550-M
COP 1240EX, 1640EX, 1840EX, 1850EX, 2150EX, 2550EX, COP SC19X, SC25X-HF-N
COP 2160EX, 2560EX-O
COP 3038, 4038-P
COP 3060MEX-Q
COP 4050-R

SANDVIK /TARMROCK
HL300-A
HL 300S-B
RD 308,RD 314,RD 414-C
HLX5,HLX5T,HFX5T,RDX5-D
HLX5PE,RDX5PE-E
RD 520,RD 525-F
HL 438,HL 538-G
HL 500S,HL 510S,HL 510B,HL 510LH-H
HL 500,HL 510,HL 510S,HL 550S,HL 560S-I
HL 600,HL 600S-J
HL 650, HL 700, HL 710, HL 800T, HL 810T, HF 810T, HL 820T, HF 820T-K
HL 850S-L
HL 1000, HL 1000S, HL 1010, HL 1010S-M
HL 1500-52, HL 1500-T52-N
HL 1500-PE-O
HL 1500-80, 1560-T80, HL 1560ST
HL 1500ST PE, HL 1560ST PE-Q

MONTABERT
HC 20, HC 25-A
HC 28-B
H 50,H 60,H 70-C
HC 40,HC 50-D
HC 80,HC 90,HC 105,HC 120-E
HC 95LQ-F
HC 109-G
HC 80 RP, HC 105 RP, HC 107 RP, HC 108 RP, HC 109 RP-H
HC 160,HC 170-I
HC 200,HC 200A-J
HVL-K
LC 110-L

FURUKWA
HD 150,HD 190-A
HD 210-B
HD 300-C
HD 609-D
HD 609RP-E
HD 612-F
HD 612RP-G
HD 615-H
HD 615RP-I
HD 709-J
HD 709RP-K
HD 712-L
HD 712RP-M
HD 715-N
HD 818RP-O
HD 836-P
PD 200-Q

DOOFOR
DF 528HD, DF 538S, DF 538L-A
DF 550F, DF 550L, DF 540L-B
DF 545HD, DF 560-C

INGERSOLL RAND
Hydrastar 200 -A
URD 475, URD 550, VL 120, EVL 130, VL 140, F 16 -B
YH 50, YH 55-C
YH 50 RP, YH 55 RP -D
YH 60A-E
YH 65,YH 70,YH 80-F
YH 65 RP,YH 70 RP,YH 80 RP-G
YH 80A-H
YH 95,YH 100-I
YH 95 RP,YH 100 RP-J
YH 110V,YH 135-K
YH 110VRP,Y 135RP-L

GARDNER DENVER
HPR-45-A
HPR 2-B
PR 123,VL 120,VL 140-C
PR 66-D
HPR 51-E
HC 160,HC 170-F
HC 200,HC 200A-G
HVL-H
HC 110-I

SECOMA
Hydrastar 200, 300, 350 X2-A
Hydrastar 200(RP)-B

KRUPP
HB 101-A

TOYO
TH 500,TH 550-A

EPIROC

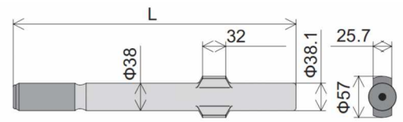

Technical Parameters — BBC54, BBC120

Part number	Thread	Flushing tueDia (mm)	length (mm)	Weight (kg)
41A0213838004	R32	10	380	3.1
41A0213839005	R38	10	390	3.3
41A0213839023	T38	10	390	3.3

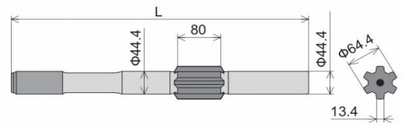

Technical Parameters — BBE57

Part number	Thread	Flushing tueDia (mm)	length (mm)	Weight (kg)
41B0614444705	R38	14	447	5.0
41B0614453723	T38	14	537	5.8
41B0614455024	T45	14	550	6.2

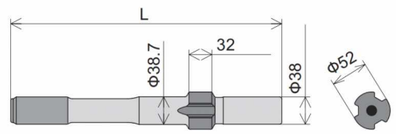

Technical Parameters — COP125,COP130,COP131

Part number	Thread	Flushing tueDia (mm)	length (mm)	Weight (kg)
41C0313838004	R32	14	380	2.7
41C0313838023	T38	14	380	2.9

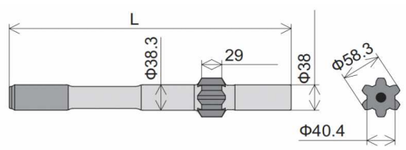

Technical Parameters — COP131EB

Part number	Thread	Flushing tueDia (mm)	length (mm)	Weight (kg)
41D0613840623	T38	14	406	3.3

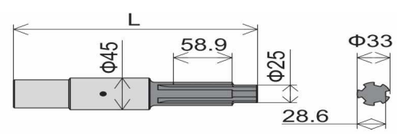

Technical Parameters — COP 1028 Female thread

Part number	Thread	Flushing tueDia (mm)	length (mm)	Weight (kg)
41E0504524502	R25F	-	245	1.8
41E0504524503	R28F	-	245	1.7

EPIROC

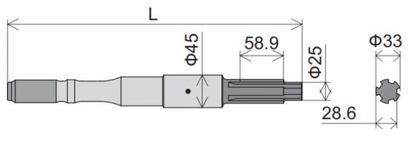

Technical Parameters — COP1028

Part number	Thread	Flushing tueDia (mm)	length (mm)	Weight (kg)
41E0504540003	R28	-	400	1.4
41E0504540004	R32	-	400	2.8

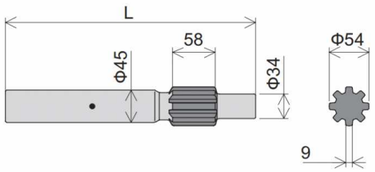

Technical Parameters — COP 1032 Female thread

Part number	Thread	Flushing tueDia (mm)	length (mm)	Weight (kg)
41F0814534004	R32F	-	340	3.6

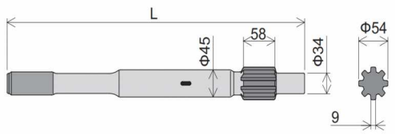

Technical Parameters — COP1032

Part number	Thread	Flushing tueDia (mm)	length (mm)	Weight (kg)
41F0814555004	R32	-	550	5.0
41F0814555023	T38	-	550	5.3

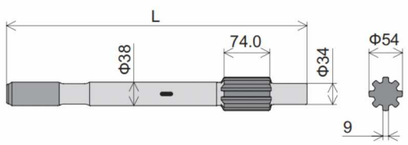

Technical Parameters — COP1036,COP1038,COP1238–(38)

Part number	Thread	Flushing tueDia (mm)	length (mm)	Weight (kg)
41G0813848504	R32	-	485	4.0
41G0813848505	R38	-	485	4.3
41G0813848523	T38	-	485	4.3
41G0813850004	R32	-	500	4.1
41G0813850023	T38	-	500	4.4
41G0813857504	R32	-	575	4.7
41G0813857505	R38	-	575	5.0
41G0813857523	T38	-	575	5.0

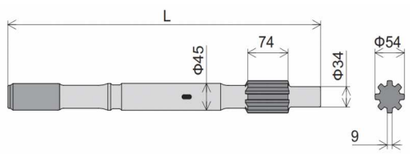

Technical Parameters — COP1036,COP1038,COP1238– (45)

Part number	Thread	Flushing tueDia (mm)	length (mm)	Weight (kg)
41G0814557504	R32	-	575	5.2
41G0814557505	R38	-	575	5.6
41G0814557523	T38	-	575	5.6
41G0814557524	T45	-	575	5.9

EPIROC

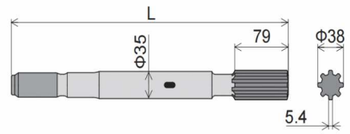

Technical Parameters — COP 1132,COP RR11

Part number	Thread	Flushing tueDia (mm)	length (mm)	Weight (kg)
41H0803541004	R32	-	410	2.6
41H0803550004	R32	-	500	3.0

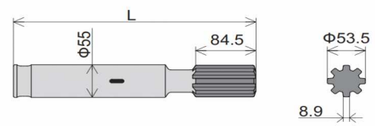

Technical Parameters — COP 1432, COP 1532 Female thread

Part number	Thread	Flushing tueDia (mm)	length (mm)	Weight (kg)
41I0805534004	R32F	-	340	4.3
41I0805534005	R38F	-	340	4.5

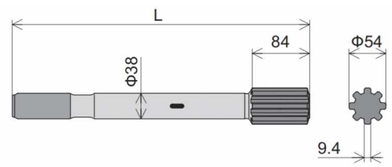

Technical Parameters — COP 1432, 1440, 1532, 1550, 1638, 1838, 2238 and + version

Part number	Thread	Flushing tueDia (mm)	length (mm)	Weight (kg)
41I0803843504	R32	-	435	3.5
41I0803843505	R38	-	435	4.0
41I0803843523	T38	-	435	4.0
41I0803852504	R32	-	525	4.3
41I0803852505	R38	-	525	4.6
41I0803852523	T38	-	525	4.5

Technical Parameters — COP 1638, COP 1838AW

Part number	Thread	Flushing tueDia (mm)	length (mm)	Weight (kg)
41I0803852523	T38	-	525	4.5

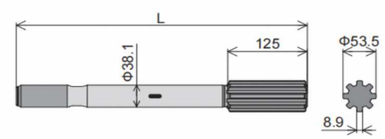

Technical Parameters — COP MD20

Part number	Thread	Flushing tueDia (mm)	length (mm)	Weight (kg)
41J0803847005	R38	-	470	4.5
41J0803847023	T38	-	470	4.5

EPIROC

Technical Parameters — COP 1838MUX/HUX and +version

Part number	Thread	Flushing tueDia (mm)	length (mm)	Weight (kg)
41K0805273023	T38	-	730	9.6
41K0805273024	T45	-	730	10.2
41K0805273025	T51	-	730	10.6

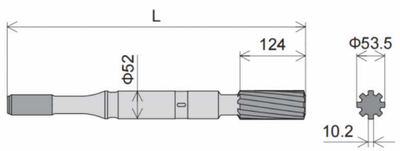

Technical Parameters — COP1240,1640,1840,1850,2150,2550 and+ version COPsc16,sc19, Sc25–HF

Part number	Thread	Flushing tueDia (mm)	length (mm)	Weight (kg)
41L0805256523	T38	-	565	6.8

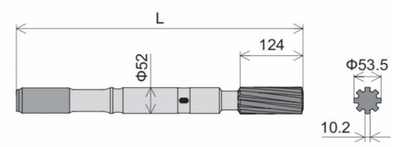

Technical Parameters — COP 1840, 1850, 2150, 2550 and + version

Part number	Thread	Flushing tueDia (mm)	length (mm)	Weight (kg)
41M0805256524	T45	-	565	7.1
41M0805256525	T51	-	565	7.3

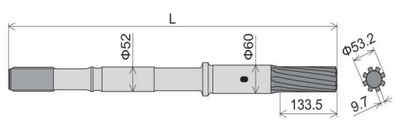

Technical Parameters — COP1240EX,1640EX,1840EX,1850EX, 2150EX,2550EX,COPSC19X,SC25X–HF

Part number	Thread	Flushing tueDia (mm)	length (mm)	Weight (kg)
41N0805277023	T38	-	770	10.9
41N0805277024	T45	-	770	11.2
41N0805277025	T51	-	770	12.7

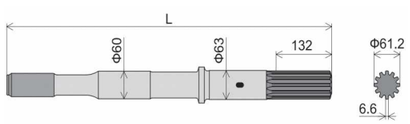

Technical Parameters — COP 2160EX,2560EX

Part number	Thread	Flushing tueDia (mm)	length (mm)	Weight (kg)
41O1206077025	T51	-	770	13.6
41O1206077024	T45	-	770	13.1
41O1206077027	GT60	-	770	14.3

EPIROC

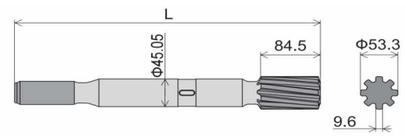

Technical Parameters — COP 3038,4038

Part number	Thread	Flushing tueDia (mm)	length (mm)	Weight (kg)
41P0804543523	T38	-	435	4.7
41P0804543524	T45	-	435	5.0

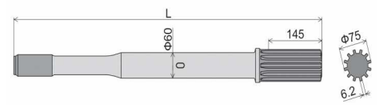

Technical Parameters — COP 3060MEX

Part number	Thread	Flushing tueDia (mm)	length (mm)	Weight (kg)
41Q1206084025	T51	-	840	15.8

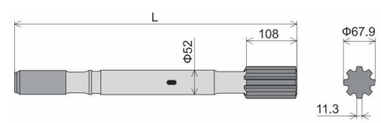

Technical Parameters — COP 4050(L)

Part number	Thread	Flushing tueDia (mm)	length (mm)	Weight (kg)
41R0805260525	T51	-	605	9.3

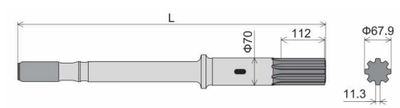

Technical Parameters — COP 4050(EX)

Part number	Thread	Flushing tueDia (mm)	length (mm)	Weight (kg)
41R0807079025	T51	-	790	14.8

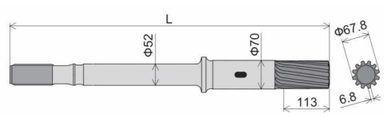

Technical Parameters — COP4050EX(Spiral)

Part number	Thread	Flushing tueDia (mm)	length (mm)	Weight (kg)
41R1205279025	T51	-	790	15

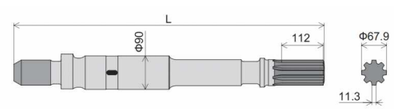

Technical Parameters — COP 4050MUX

Part number	Thread	Flushing tueDia (mm)	length (mm)	Weight (kg)
41R0809083500	WD58	-	835	26
41R0809083500	WD68	-	835	27.1

SANDVIK/TAMROCK

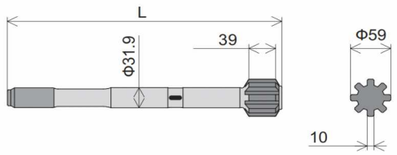

Technical Parameters — HL 300

Part number	Thread	Flushing tueDia (mm)	length (mm)	Weight (kg)
42A0803240004	R32	-	400	2.6

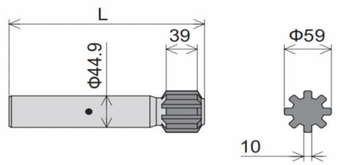

Technical Parameters — HL 300S Female thread

Part number	Thread	Flushing tueDia (mm)	length (mm)	Weight (kg)
42B0804524504	R32F	-	245	2.6

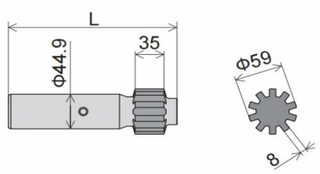

Technical Parameters — RD308,RD314,RD414Female thread

Part number	Thread	Flushing tueDia (mm)	length (mm)	Weight (kg)
42C1004520504	R32F	-	205	2.1

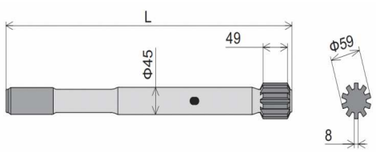

Technical Parameters — HLX5,HLX5T,HFX5T,RDX5

Part number	Thread	Flushing tueDia (mm)	length (mm)	Weight (kg)
42D1004550004	R32	-	500	5.4
42D1004550005	R38	-	500	5.4
42D1004550023	T38	-	500	5.4
42D1004557504	R32	-	575	5.7
42D1004557523	T38	-	575	5.8
42D1004557524	T45	-	575	6.3

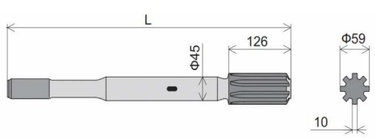

Technical Parameters — HLX5PE,RDX5PE

Part number	Thread	Flushing tueDia (mm)	length (mm)	Weight (kg)
42E0804557523	T38	-	575	6.3
42E0804557524	T45	-	575	6.7

SANDVIK

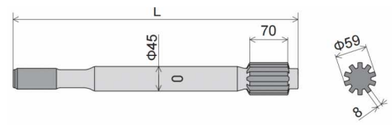

Technical Parameters — RD520,RD525

Part number	Thread	Flushing tueDia (mm)	length (mm)	Weight (kg)
42F1004552523	T38	-	525	5.7
42F1004552524	T45	-	525	6.2

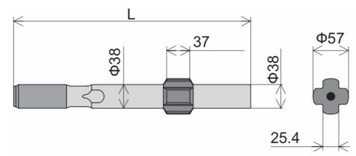

Technical Parameters — HL438,HL538

Part number	Thread	Flushing tueDia (mm)	length (mm)	Weight (kg)
42G0413845005	R38	-	450	4.0
42G0413845023	T38	-	455	4.1

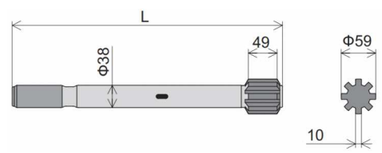

Technical Parameters — HL500S,HL510S,HL510B,HL510LH

Part number	Thread	Flushing tueDia (mm)	length (mm)	Weight (kg)
42H0803846004	R32	-	460	3.8
42H0803846005	R38	-	460	4.1
42H0803846023	T38	-	460	4.1
42H0803850005	R38	-	500	4.4
42H0803850023	T38	-	500	4.4
42H0803855004	R32	-	550	4.4
42H0803855005	R38	-	550	4.8
42H0803855023	T38	-	550	4.8

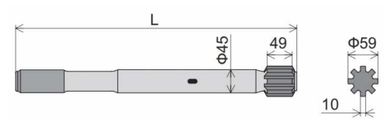

Technical Parameters — HL500,HL510, HL510S,HL550S,HL560S

Part number	Thread	Flushing tueDia (mm)	length (mm)	Weight (kg)
42I0804550005	R38	-	500	5.4
42I0804550023	T38	-	500	5.4
42I0804555004	R32	-	550	5.6
42I0804555023	T38	-	550	5.7
42I0804555024	T45	-	550	6.1

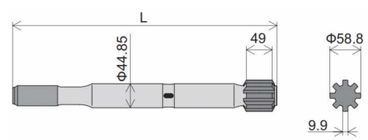

Technical Parameters — HL550S

Part number	Thread	Flushing tueDia (mm)	length (mm)	Weight (kg)
42H0804550005	R38	-	500	5.4
42H0804550023	T38	-	500	5.3

SANDVIK

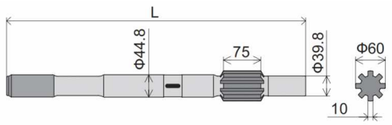

Technical Parameters — HL600,HL600S

Part number	Thread	Flushing tueDia (mm)	length (mm)	Weight (kg)
42J0814560024	T45	-	600	6.6

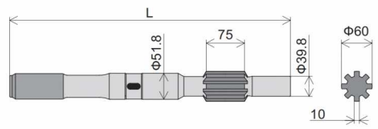

Technical Parameters — HL600-ϕ52

Part number	Thread	Flushing tueDia (mm)	length (mm)	Weight (kg)
42J0815265025	T51	-	650	8.5

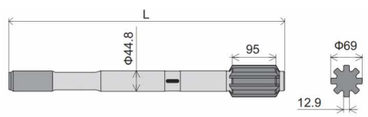

Technical Parameters — HL 650, HL 700, HL 710, HL 800T, HL 810T, HF 810T, HL 820T, HF 820T

Part number	Thread	Flushing tueDia (mm)	length (mm)	Weight (kg)
42K0804560024	T45	-	600	7.5

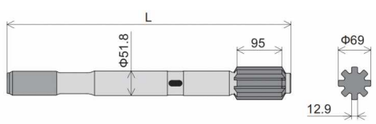

Technical Parameters — HL 650, HL 700, HL 710, HL 710 PE, HL 710S PE, HL/HF 810T, HL/HF 820T, HL/HF 810T PE, HL/HF 820T PE, HL 810ST, HL 820ST

Part number	Thread	Flushing tueDia (mm)	length (mm)	Weight (kg)
42K0805260023	T38	-	600	8.4
42K0805260024	T45	-	600	8.6
42K0805260025	T51	-	600	9.1

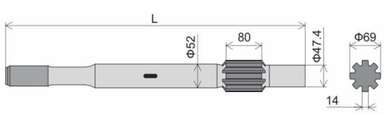

Technical Parameters — HL 850S

Part number	Thread	Flushing tueDia (mm)	length (mm)	Weight (kg)
42L0815260024	T45	-	600	9.8

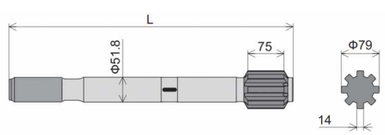

Technical Parameters — HL 1000, HL 1000S, HL 1010, HL 1010S

Part number	Thread	Flushing tueDia (mm)	length (mm)	Weight (kg)
42M0805259024	T45	-	590	8.6
42M0805267025	T51	-	670	10.6

SANDVIK

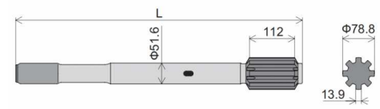

Technical Parameters — HL 1500–52, HL 1500–T52

Part number	Thread	Flushing tueDia (mm)	length (mm)	Weight (kg)
42N0805271024	T45	-	710	11.1
42N0805271025	T51	-	710	11.5

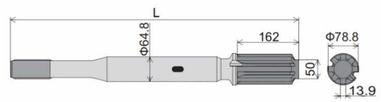

Technical Parameters — HL 1500–PE

Part number	Thread	Flushing tueDia (mm)	length (mm)	Weight (kg)
42O0806576025	T51	-	760	16.1
42O0806576027	GT60	-	760	17.1

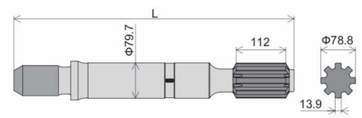

Technical Parameters — HL 1500–80, 1560–T80, HL 1560ST

Part number	Thread	Flushing tueDia (mm)	length (mm)	Weight (kg)
42P0808063531	ST58	-	635	17.5
42P0808063532	ST68	-	635	18.5

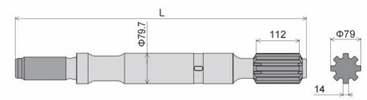

Technical Parameters — HL 1500–80, 1560–T80

Part number	Thread	Flushing tueDia (mm)	length (mm)	Weight (kg)
42P0808076027	GT60	-	760	21.3

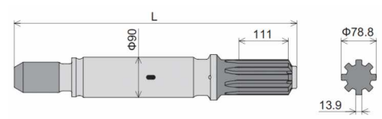

Technical Parameters — HL 1500ST PE, HL 1560ST PE

Part number	Thread	Flushing tueDia (mm)	length (mm)	Weight (kg)
42Q0809063531	ST58	-	635	21.6
42Q0809063532	ST68	-	635	22.6

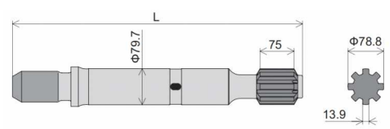

Technical Parameters — HL 1000 for tube

Part number	Thread	Flushing tueDia (mm)	length (mm)	Weight (kg)
42M0808062931	ST58	-	629	18.2
42M0808062932	ST68	-	629	19.0

MONTABERT

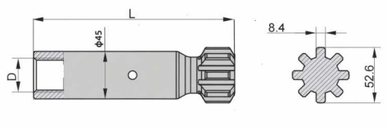

Technical Parameters — HC20

Part number	Thread	Flushing tueDia (mm)	length (mm)	Weight (kg)
43A0804518704	R32	-	187	1.8

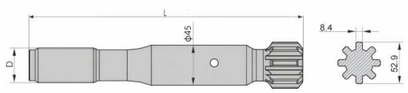

Technical Parameters — HC25

Part number	Thread	Flushing tueDia (mm)	length (mm)	Weight (kg)
43A0804534004	R32	-	287	2.7
43A0804534004	R32	-	387	3.3
43A0804534023	T38	-	340	3.3

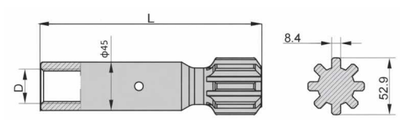

Technical Parameters — HC25

Part number	Thread	Flushing tueDia (mm)	length (mm)	Weight (kg)
43A0804520203	R28	-	202	2.0
43A0804520204	R32	-	202	2.0

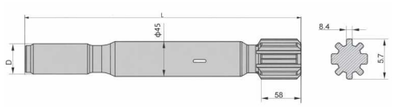

Technical Parameters — HC28

Part number	Thread	Flushing tueDia (mm)	length (mm)	Weight (kg)
43B0804538504	R32	-	385	4.0
43B0804538522	T35	-	385	4.0
43B0804540023	T38	-	400	4.2

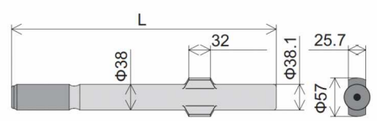

Technical Parameters — H50,H60,H70

Part number	Thread	Flushing tueDia (mm)	length (mm)	Weight (kg)
43C0213838004	R32	10	380	3.1
43C0213838005	R38	10	390	3.3
43C0213838023	T38	10	390	3.3

MONTABERT

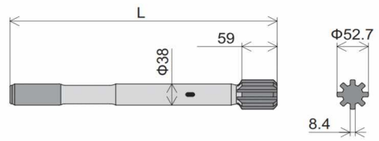

Technical Parameters — HC40,HC50

Part number	Thread	Flushing tueDia (mm)	length (mm)	Weight (kg)
43D0803837204	R32	-	372	3.0
43D0803837205	R38	-	372	3.2
43D0803837223	T38	-	372	3.2

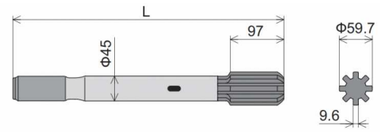

Technical Parameters — HC80,HC120

Part number	Thread	Flushing tueDia (mm)	length (mm)	Weight (kg)
43E0804549023	T38	-	490	5.8
43E0804549024	T45	-	490	5.7

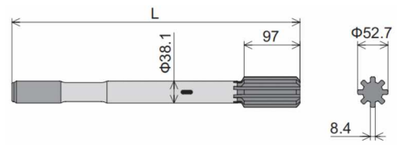

Technical Parameters — HC80,HC90,HC105,HC120

Part number	Thread	Flushing tueDia (mm)	length (mm)	Weight (kg)
43E0803844004	R32	SF	440	3.6
43E0803844005	R38	SF	440	4.0
43E0803844023	T38	SF	440	4.0
43E0803850023	T38	SF	500	4.3

Technical Parameters — HC95LQ-45

Part number	Thread	Flushing tueDia (mm)	length (mm)	Weight (kg)
43F0804551823	T38	-	518	6.1
43F0804551824	T45	-	518	6.3

Technical Parameters — HC95LQ-51

Part number	Thread	Flushing tueDia (mm)	length (mm)	Weight (kg)
43F0805151823	T38	-	518	6.9
43F0805151824	T45	-	518	7.3

MONTABERT

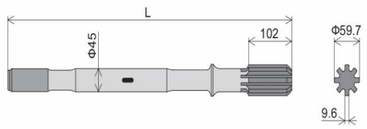

Technical Parameters — HC 80 RP, HC 110 RP, HC 120 RP, HC 150 RP, HC 155 RP, HC 158 RP

Part number	Thread	Flushing tueDia (mm)	length (mm)	Weight (kg)
43H0804567023	T38	-	670	7.4
43H0804567024	T45	-	670	7.5

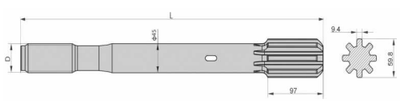

Technical Parameters — HC109

Part number	Thread	Flushing tueDia (mm)	length (mm)	Weight (kg)
43G0804553004	R32	-	530	5.9
43G0804553022	T35	-	530	5.7
43G0804553005	R38	-	530	5.8
43G0804553023	T38	-	530	5.9
43G0804549024	T45	-	490	5.9
43G0804553024	T45	-	530	6.2

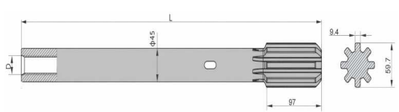

Technical Parameters — HC109

Part number	Thread	Flushing tueDia (mm)	length (mm)	Weight (kg)
43G0804553002	R25	-	530	6.3

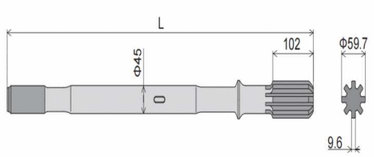

Technical Parameters — HC 80 RP, HC 105 RP, HC 107 RP, HC 108 RP, HC 109 RP

Part number	Thread	Flushing tueDia (mm)	length (mm)	Weight (kg)
43H0804577024	T45	-	770	7.5

MONTABERT

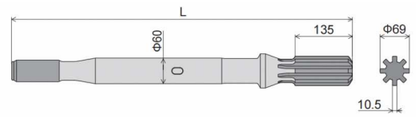

Technical Parameters — HC 160,HC170

Part number	Thread	Flushing tueDia (mm)	length (mm)	Weight (kg)
43I0806080325	T51	-	803	15.1

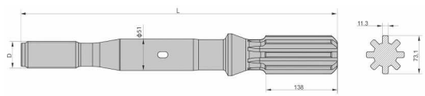

Technical Parameters — HC200

Part number	Thread	Flushing tueDia (mm)	length (mm)	Weight (kg)
43J0805184025	T51	-	840	13.2

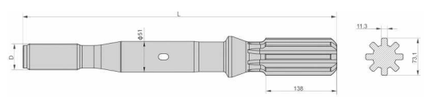

Technical Parameters — HC200A

Part number	Thread	Flushing tueDia (mm)	length (mm)	Weight (kg)
43J0805183525	T51	-	835	16.3
43J0805185027	GT60	-	850	16.9

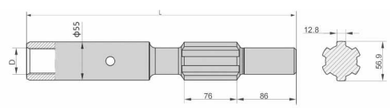

Technical Parameters — HVL

Part number	Thread	Flushing tueDia (mm)	length (mm)	Weight (kg)
43K0615539005	R38	-	390	5.1

Technical Parameters — LC110

Part number	Thread	Flushing tueDia (mm)	length (mm)	Weight (kg)
43L0805155005	R38	-	550	7.5

DOOFOR



Technical Parameters — DF 528HD, DF 538S, DF 538L

Part number	Thread	Flushing tueDia (mm)	length (mm)	Weight (kg)
44A1513947004	R32	-	470	3.7

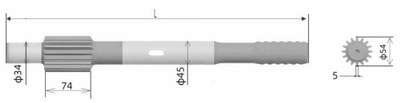

Technical Parameters — DF 550F, DF 550L, DF 540L

Part number	Thread	Flushing tueDia (mm)	length (mm)	Weight (kg)
44B1614551504	R32	-	515	4.3
44B1614551505	R38	-	515	4.4

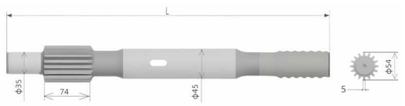

Technical Parameters — DF 545HD, DF 560

Part number	Thread	Flushing tueDia (mm)	length (mm)	Weight (kg)
44C1614551504	R32	-	515	4.9
44C1614551505	R38	-	515	5.0
44C1614551524	T45	-	515	5.1

Technical Parameters — DF 545EXT HD, DF 540L–BLT, DF 560LEXT, DF 560L–BLT

Part number	Thread	Flushing tueDia (mm)	length (mm)	Weight (kg)
44B1614558204	R32	-	582	5.8
44B1614558205	R38	-	582	5.9
44B1614558223	T38	-	582	5.9

FURUKAWA

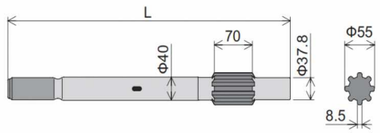

Technical Parameters — HD 150

Part number	Thread	Flushing tueDia (mm)	length (mm)	Weight (kg)
45A08140520	R38	-	520	5.0
45A08140520	T38	-	520	5.0

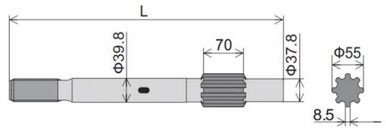

Technical Parameters — HD 190

Part number	Thread	Flushing tueDia (mm)	length (mm)	Weight (kg)
45A0814048005	R38	-	480	4.6
45A0814048023	T38	-	480	4.6

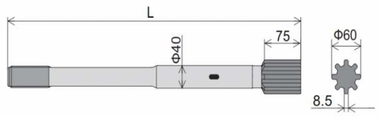

Technical Parameters — HD 210

Part number	Thread	Flushing tueDia (mm)	length (mm)	Weight (kg)
45B0804060505	R38	-	605	5.9
45B0804060523	T38	-	605	5.9

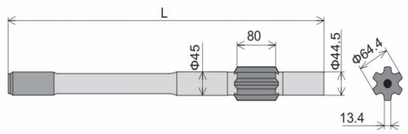

Technical Parameters — HD 300

Part number	Thread	Flushing tueDia (mm)	length (mm)	Weight (kg)
45C0614565523	T38	16	655	6.1
45C0614565524	T45	16	655	6.8

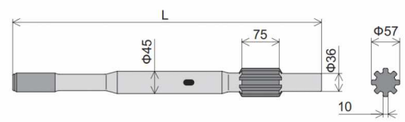

Technical Parameters — HD 609

Part number	Thread	Flushing tueDia (mm)	length (mm)	Weight (kg)
45D0814562023	T38	-	620	5.7
45D0814562024	T45	-	620	6.4
45D0814569023	T38	-	690	6.4
45D0814569024	T45	-	690	7.2

FURUKAWA

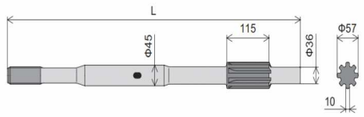

Technical Parameters — HD 609RP

Part number	Thread	Flushing tueDia (mm)	length (mm)	Weight (kg)
45E0814579504	R32	-	795	7.7
45E0814579523	T38	-	795	7.9
45E0814579524	T45	-	795	8.3
45E0814586523	T38	-	865	8.4
45E0814586524	T45	-	865	8.8

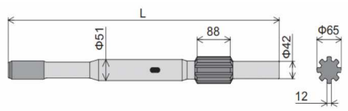

Technical Parameters — HD 612

Part number	Thread	Flushing tueDia (mm)	length (mm)	Weight (kg)
45F0815171023	T38	-	710	8.8
45F0815171024	T45	-	710	9.2
45F0815171025	T51	-	710	9.8

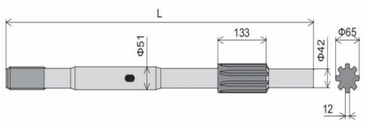

Technical Parameters — HD 612RP

Part number	Thread	Flushing tueDia (mm)	length (mm)	Weight (kg)
45G0815184523	T38	-	845	10.6
45G0815184524	T45	-	845	11.0
45G0815184525	T51	-	845	11.7
45G0815188523	T38	-	885	10.9
45G0815188524	T45	-	885	11.4
45G0815190525	T51	-	905	12.4

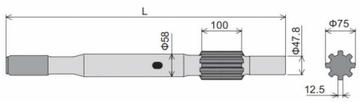

Technical Parameters — HD 615

Part number	Thread	Flushing tueDia (mm)	length (mm)	Weight (kg)
45H0815870024	T45	-	700	10.7
45H0815870025	T51	-	700	11.7
45H0815888025	T51	-	880	14.0

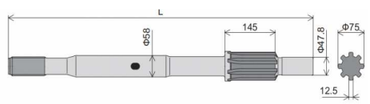

Technical Parameters — HD 615RP

Part number	Thread	Flushing tueDia (mm)	length (mm)	Weight (kg)
45I0815888024	T45	-	880	14.0
45I0815888025	T51	-	880	14.7

FURUKAWA

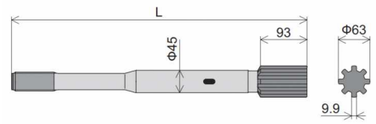

Technical Parameters — HD709

Part number	Thread	Flushing tueDia (mm)	length (mm)	Weight (kg)
45J0804559023	T38	-	590	6.2
45J0804559024	T45	-	590	6.8
45J0804562023	T38	-	620	6.5
45J0804562024	T45	-	620	7.0

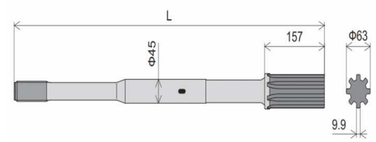

Technical Parameters — HD709RP

Part number	Thread	Flushing tueDia (mm)	length (mm)	Weight (kg)
45K0804578523	T38	-	785	8.8
45K0804578524	T45	-	785	9.2
45K0804581423	T38	-	814	9.1
45K0804581424	T45	-	814	9.5

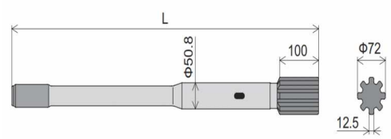

Technical Parameters — HD712

Part number	Thread	Flushing tueDia (mm)	length (mm)	Weight (kg)
45L0805159224	T45	-	592	8.4
45L0805159225	T51	-	592	8.7
45L0805179024	T45	-	790	9.9
45L0805179025	T51	-	790	10.8

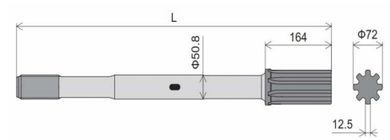

Technical Parameters — HD712RP

Part number	Thread	Flushing tueDia (mm)	length (mm)	Weight (kg)
45M0805178724	T45	-	787	11.9
45M0805178725	T51	-	787	14.6
45M0805188524	T45	-	885	12.7
45M0805188525	T51	-	885	13.1

FURUKAWA

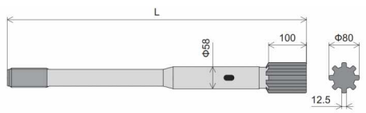

Technical Parameters — HD715

Part number	Thread	Flushing tueDia (mm)	length (mm)	Weight (kg)
45N0805879024	T45	-	790	12.0
45N0805879025	T51	-	790	12.7

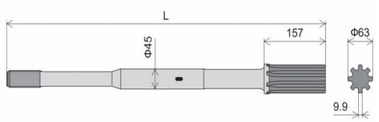

Technical Parameters — HD818RP

Part number	Thread	Flushing tueDia (mm)	length (mm)	Weight (kg)
45O0804581423	T38	-	814	9.1
45O0804581424	T45	-	814	9.5

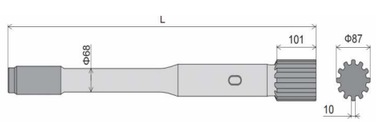

Technical Parameters — HD836

Part number	Thread	Flushing tueDia (mm)	length (mm)	Weight (kg)
45P1206879427	GT60	-	794	16.9

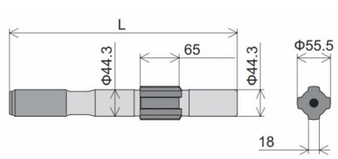

Technical Parameters — PD200

Part number	Thread	Flushing tueDia (mm)	length (mm)	Weight (kg)
45Q0414438023	T38	14	380	3.6
45Q0414444623	T38	14	446	4.0

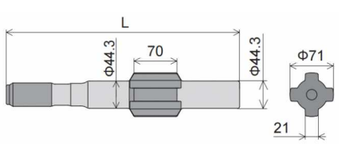

Technical Parameters — PD200

Part number	Thread	Flushing tueDia (mm)	length (mm)	Weight (kg)
45Q0414446024	T45	14	460	5.4
45Q0414448505	R38	14	485	5.3
45Q0414448523	T38	14	485	5.2
45Q0414448524	T45	14	485	5.4

INGERSOLL RAND

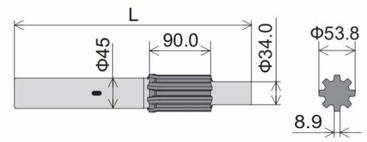

Technical Parameters — Hydrastar 200 Female thread

Part number	Thread	Flushing tueDia (mm)	length (mm)	Weight (kg)
46A0814535104	R32F	-	351	3.2

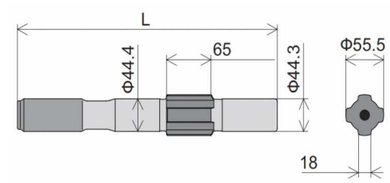

Technical Parameters — URD 475, URD 550, VL120, EVL 130, VL140, F16

Part number	Thread	Flushing tueDia (mm)	length (mm)	Weight (kg)
46B0414438004	R32	14	380	3.7
46B0414438005	R38	14	380	3.8
46B0414438023	T38	14	380	3.6
46B0414438024	T45	14	380	4.4
46B0414444623	T38	14	446	4.0

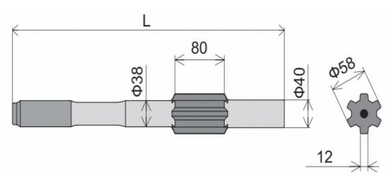

Technical Parameters — YH 50, YH 55

Part number	Thread	Flushing tueDia (mm)	length (mm)	Weight (kg)
46C0613844023	T38	16	440	3.8

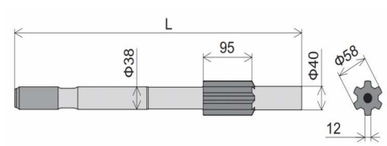

Technical Parameters — YH 50 RP, YH 55RP

Part number	Thread	Flushing tueDia (mm)	length (mm)	Weight (kg)
46D0613856023	T38	16	560	5.1

INGERSOLL RAND

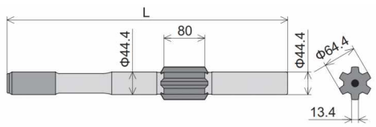

Technical Parameters — YH60A

Part number	Thread	Flushing tueDia (mm)	length (mm)	Weight (kg)
46E0614453723	T38	14	537	5.8

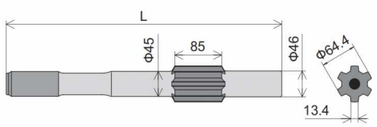

Technical Parameters — YH65,YH70,YH80

Part number	Thread	Flushing tueDia (mm)	length (mm)	Weight (kg)
46F0614548023	T38	19	480	5.0
46F0614548024	T45	19	480	5.5
46F0614550023	T38	19	500	5.2
46F0614550024	T45	19	500	5.5

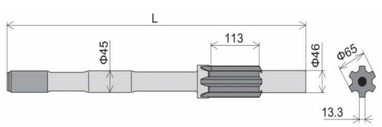

Technical Parameters — YH65RP,YH70RP,YH80RP

Part number	Thread	Flushing tueDia (mm)	length (mm)	Weight (kg)
46G0614570023	T38	19	700	8.0
46G0614570024	T45	19	700	8.1

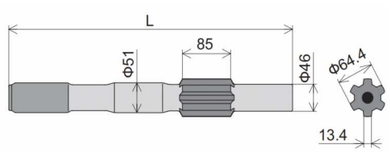

Technical Parameters — YH80A

Part number	Thread	Flushing tueDia (mm)	length (mm)	Weight (kg)
46H0615149524	T45	19	495	6.0
46H0615150025	T51	19	500	6.3

INGERSOLL RAND

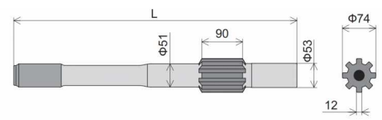

Technical Parameters — YH95,YH100

Part number	Thread	Flushing tueDia (mm)	length (mm)	Weight (kg)
46I0815162525	T51	23	625	8.3

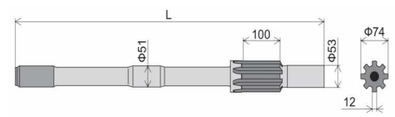

Technical Parameters — YH95RP,YH100RP

Part number	Thread	Flushing tueDia (mm)	length (mm)	Weight (kg)
46J0815184025	T51	23	840	11.4

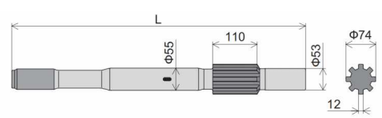

Technical Parameters — YH110V,YH135

Part number	Thread	Flushing tueDia (mm)	length (mm)	Weight (kg)
46K0815572824	T45	-	728	11.6
46K0815572825	T51	-	728	12.0

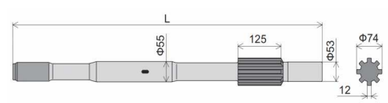

Technical Parameters — YH110VRP,Y135RP

Part number	Thread	Flushing tueDia (mm)	length (mm)	Weight (kg)
46L0815590025	T51	-	900	14.8

GARDNER DENVER

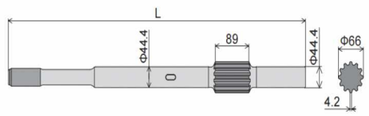

Technical Parameters — HPR-45

Part number	Thread	Flushing tueDia (mm)	length (mm)	Weight (kg)
47A1214477023	T38	-	770	8.9
47A1214477024	T45	-	770	9.4

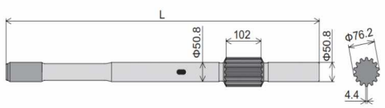

Technical Parameters — HPR2

Part number	Thread	Flushing tueDia (mm)	length (mm)	Weight (kg)
47B1415191525	T51	-	915	14.3

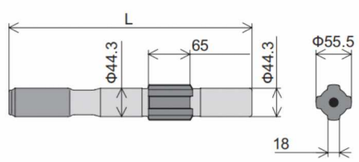

Technical Parameters — PR123,VL120,VL140

Part number	Thread	Flushing tueDia (mm)	length (mm)	Weight (kg)
47C0414438004	R32	14	380	3.7
47C0414438005	R38	14	380	3.8
47C0414438023	T38	14	380	3.6
47C0414438024	T45	14	380	4.0
47C0414444623	T38	14	446	4.0

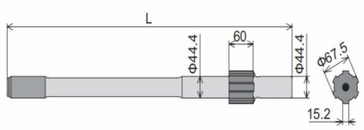

Technical Parameters — PR66

Part number	Thread	Flushing tueDia (mm)	length (mm)	Weight (kg)
47D0614471023	T38	16	710	4.8
47D0614471024	T45	16	710	5.8

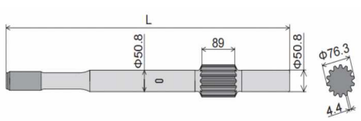

Technical Parameters — HPR51

Part number	Thread	Flushing tueDia (mm)	length (mm)	Weight (kg)
47E1415176924	T45	-	769	11.6
47E1415176925	T51	-	769	12.1

GARDNER DENVER

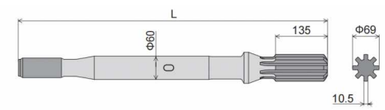

Technical Parameters — HC 160,HC170

Part number	Thread	Flushing tueDia (mm)	length (mm)	Weight (kg)
47F0806080325	T51	-	803	15.1

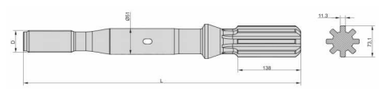

Technical Parameters — HC200

Part number	Thread	Flushing tueDia (mm)	length (mm)	Weight (kg)
47G0805184025	T51	-	840	13.2

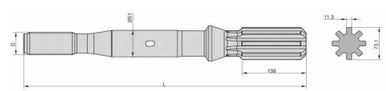

Technical Parameters — HC200A

Part number	Thread	Flushing tueDia (mm)	length (mm)	Weight (kg)
47G0805183525	T51	-	835	16.3
47G0805185027	GT60	-	850	16.9

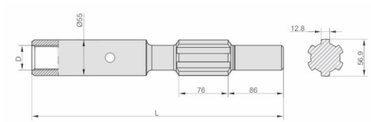

Technical Parameters — HVL

Part number	Thread	Flushing tueDia (mm)	length (mm)	Weight (kg)
47H0615539005	R38	-	390	5.1

Technical Parameters — LC110

Part number	Thread	Flushing tueDia (mm)	length (mm)	Weight (kg)
47I0805155005	R38	-	550	7.5

SECOMA

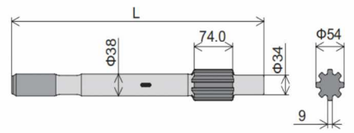

Technical Parameters

Hydrastar 200, 300, 350 X2				
Part number	Thread	Flushing tueDia (mm)	length (mm)	Weight (kg)
48A0813862525	T51	23	625	8.3

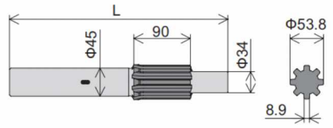

Technical Parameters

Hydrastar 200(RP)				
Part number	Thread	Flushing tueDia (mm)	length (mm)	Weight (kg)
48B0814584025	T51	23	840	11.4

KRUPP

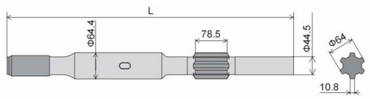

Technical Parameters

HB101				
Part number	Thread	Flushing tueDia (mm)	length (mm)	Weight (kg)
49A0616472824	T45	-	728	11.6

TOYO

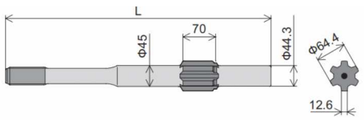

Technical Parameters

TH500,TH550				
Part number	Thread	Flushing tueDia (mm)	length (mm)	Weight (kg)
4TA0614590025	T51	-	900	14.8

DRIFTER SPARE PARTS

G08M



Front guide

Spline shank

Upper cylinder

G18E

Piston

Spline shank

Shank thrust

G21M



Shank retainer

Gear driven

Guide

GUIDE TO PRODUCT CODES

Integral Drill Rod Model Description



Rods Shape
62=H19
63=H22
64=H25

Length

End diameter

7	6 2	0 4 0 0	0 1	2 9

Type of product
1 = Drill bit
2=Drill rod/tube
3=Coupling
4=Shank adapter
5=Taper rod etc.
6=Stone Working Tools
7=Integral

Shank Type
01=H19×108mm
02=H22×108mm
03=H25×108mm
04=H25×109mm
05=H22×83mm
06=H25×159mm

GUIDE TO PRODUCT CODES

Stone working tools Model Description

Rods Shape
62=H19
63=H22
64=H25

Length

End diameter

6	6 2	0 1 5 0	0 1	1 7

Type of product
1=Drill bit
2=Drill rod/tube
3=Coupling
4=Shank adapter
5=Taper rod etc.
6= Stone Working Tools
7=Integral

Shank Type
01=H19×108mm
02=H22×108mm
03=H25×108mm
04=H25×109mm
05=H22×83mm
06=H25×159mm

GUIDE TO PRODUCT CODES

Tapered Bits Model Description

Product Type
1=Cross bit
2=Chisel bit
3=Button Bit

Bit diameter in mm

Taper Angle
1=11°
2=12°
4=4.46″
6=6°
7=7°

Button Shape
0=Spherical button
1=sheet alloy
4=Ballistic button
6= Parabolic button

1	2	3	2 8	0 1	7	9	1	0

Type of product
1=Drill bit
2=Drill rod/tube
3=Coupling
4=Shank adapter
5=Taper rod etc.
6=Stone Working Tools
7=Integral

Skirt Length
1-50mm
2-55mm
3-60mm
4-65mm

Button NO.
01=Chisel bit
02=Cross bit
04=4 buttons
06=6 buttons
07=7 buttons
08=8 buttons

Button Internal Dia
2=22
5=25
3=23
0=20
1=21
8=18
9=19

Gauge button angle
3=30°
2=25°
5=35°
4=40°
0=sheet alloy

GUIDE TO PRODUCT CODES

Tapered Drill Rods Model Description

Taper Angle
1=11°
2=12°
4=4°46′
6=6°
7=7°

Length

Taper end diameter
01-14.9mm
02-17.9mm
03-18mm
04-19.1mm
05-20mm

5	7	6 4	0 8 0 0	0 3	0 5

Type of product
1=Drill bit
2=Drill rod/tube
3=Coupling
4=Shank adapter
5=Taper rod etc.
6=Stone Working Tools
7=Integral

Rods Shape
62=H19
63=H22
64=H25

Shank Type
01=H19×108mm
02=H22×108mm
03=H25×108mm
04=H25×109mm
05=H22×83mm
06=H25×159mm

Integral Drill Rod

H19 INTEGRAL DRILL ROD

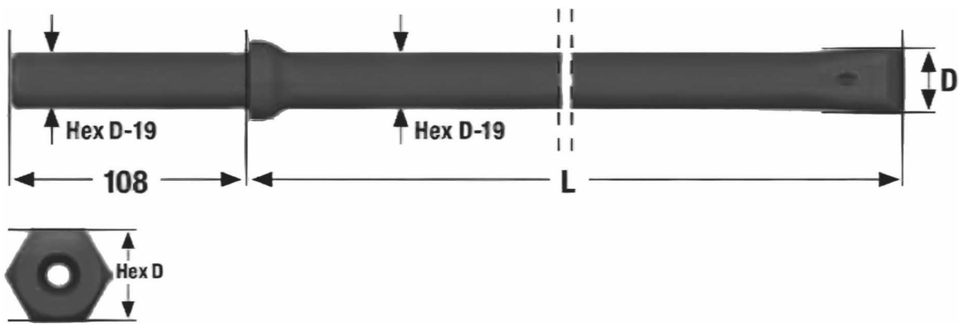

Technical Parameters

Product Code	Series	Length(L)		Diameter(D)		
		mm	foot/inch	mm	inch	Weight(kg)
76208000128	21	800	2'7 1/2"	28	1 1/8	2.0
76216000127	21	1600	5'3"	27	1 1/16	3.8
76224000126	21	2400	7'10"	26	1 1/32	5.5
76206000127	24	600	1'11 5/8"	27	1 1/16	1.6
76212000126	24	1200	3'11 1/4"	26	1 1/32	2.9
76204000135	25	400	1'3 3/4"	35	1 3/8	1.2
76208000134	25	800	2'7 1/2"	34	1 11/32	2.1

H22 INTEGRAL DRILL ROD

Technical Parameters

Product Code	Series	Length(L)		Diameter(D)		
		mm	foot/inch	mm	inch	Weight(kg)
76308000234	11	800	2'7 1/2"	34	1 11/32	2.8
76316000233	11	1600	5'3"	33	1 5/16	5.2
76324000232	11	2400	7'10 1/2"	32	1 1/4	7.7
76332000231	11	3200	10'6"	31	1 7/32	10.1
76340000230	11	4000	13'1 1/2"	30	1 3/16	12.5
76348000229	11	4800	15'9"	29	1 5/32	14.9
76356000228	11	5600	18'4 1/2"	28	1 1/8	17.3
76364000227	11	6400	21'	27	1 1/16	19.7
76372000226	11	7200	23'7 1/2"	26	1 1/32	22.2
76304000241	12	400	1'3 3/4"	41	1 9/16	1.6
76308000240	12	800	2'7 1/2"	40	1 9/16	2.9
76316000239	12	1600	5'3"	39	1 17/32	5.3
76324000238	12	2400	7'10 1/2"	38	1 1/2	7.7
76332000237	12	3200	10'6"	37	1 15/32	10.1
76340000236	12	4000	13'1 1/2"	36	1 13/32	12.5
76348000235	12	4800	15'9"	35	1 3/8	14.9
76356000234	12	5600	18'4 1/2"	34	1 11/32	17.4
76364000233	12	6400	21'	33	1 5/16	19.8
76372000232	12	7200	23'8"	32	1 1/4" 7	22.3
76370400234	13	400	1'4"	34	1 11/32"	1.5
76370800233	13	800	2'7 1/2"	33	1 5/16	2.8
76371200232	13	1200	3'11 1/4"	32	1 1/4	4.0
76371600231	13	1600	5'3"	31	1 7/32	5.2
76372000230	13	2000	6'6 3/4"	30	1 3/16	6.4
76370600235	16	600	2'	35	1 3/8"	2.2
76371200234	16	1200	3'11 1/4"	34	1 11/32	4.0
76371800233	16	1800	5'10 7/8"	33	1 5/16	5.8
76372400232	16	2400	7'10 1/2"	32	1 1/4	7.7
76370600241	17	600	2'	41	1 5/8"	2.3
76371200240	17	1200	3'11 1/4"	40	1 1/4	4.1
76371600239	17	1600	5'3"	39	1 7/32	5.3
76372000238	17	2000	6'6 3/4"	38	1 3/16	6.5
76372400238	17	2400	7'10"	38	1 1/2" 7	7.9

H25 INTEGRAL DRILL ROD

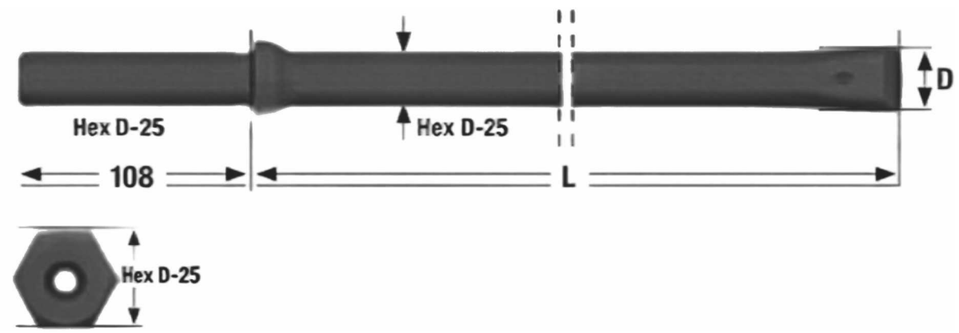

Technical Parameters

Product Code	Series	Length(L)		Diameter(D)		
		mm	foot/inch	mm	inch	Weight(kg)
76408000336	31	800	2'7 1/2"	36	1 27/64	3.8
76416000335	31	1600	5'3"	35	1 3/8	6.8
76424000334	31	2400	7'10 1/2"	34	1 11/32	10.10
76432000333	31	3200	10'6"	33	1 5/16	13.8
76408000342	32	800	2'7 1/2"	42	1 21/31	3.8
76416000341	32	1600	5'3"	41	1 5/8	6.9
76424000340	32	2400	7'10 1/2"	40	1 37/64	10.2
76432000339	32	3200	10'6"	39	1 17/32	13.9
76440000338	32	4000	13'1 1/2"	38	1 1/2	16.1

TAPER DRILL ROD



H22 TAPER ROD

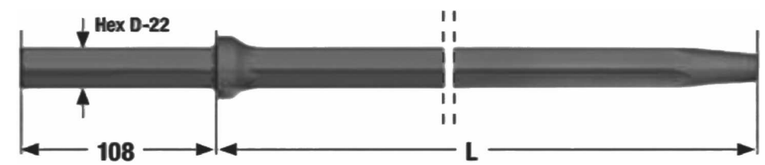

Technical Parameters

Product Code	Length(L)		Taper	Weight(kg)
	mm	foot/inch		
576305000203/05	500	1'5/8"	7°	1.5
576308000203/05	800	2'7 1/2"		2.4
576310000203/05	1000	3'3 3/8"		3.0
576312000203/05	1200	3'11 1/4"		3.6
576315000203/05	1500	4'11"		4.5
576318000203/05	1800	5'10 7/8"		5.5
576320000203/05	2000	6'6 3/4"		6.1
576322000203/05	2200	7'2 5/8"		6.7
576325000203/05	2500	8'2 3/8"		7.6
576330000203/05	3000	9'10 1/8"		9.1
576335000203/05	3500	11'5 3/4"		10.6
576340000203/05	4000	13'1 1/2"		12.1
576345000203/05	4500	14'9 1/8"		13.6
576350000203/05	5000	16'4 5/8"		15.1
576360000203/05	6000	19'8 1/4"		18.2
576318000503/05	1800	5'10 7/8"		5.5
576320000503/05	2000	6'6 3/4"		6.1
576325000503/05	2500	8'2 3/8"		7.6
576330000503/05	3000	9'10 1/8"		9.1
576335000503/05	3500	11'5 3/4"		10.6
576340000503/05	4000	13'1 1/2"		12.1
576350000503/05	5000	16'4 5/8"		15.1

H25 TAPER ROD

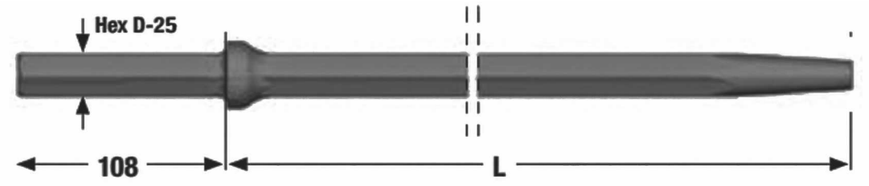

Technical Parameters

Product Code	Length(L)		Taper	Weight(kg)
	mm	foot/inch		
576408000305	800	2'7"	7°	3.7
576412000305	1200	3'11"		5.3
576415000305	1500	4'11"		5.9
576416000305	1600	5'3"		6.3
576418000305	1800	5'10 7/8"		7.1
576420000305	2000	6'6 3/4"		7.9
576422000305	2200	7'2 5/8"		9.3
576424000305	2400	7'10 1/2"		9.9
576425000305	2500	8'2 3/8"		10.3
576426000305	2600	8'6 3/8"		10.9
576430000305	3000	9'10 1/8"		11.9
576439000305	3900	12'9 1/2"		15.4
576440000305	4000	13'1 1/2"		15.8
576448000305	4800	15'9"		19.2

H25 TAPER ROD

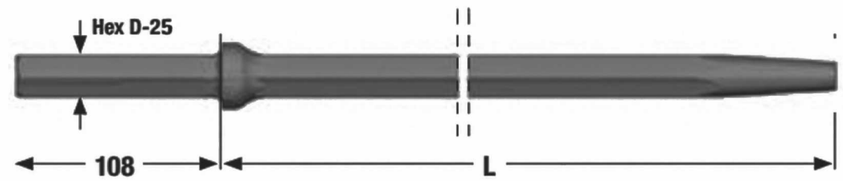

Technical Parameters

Product Code	Length(L)		Taper	Weight(kg)
	mm	foot/inch		
526436600302	3660	12'	12°	15.3

TAPERED DRILL BIT

Technical Parameters

Product Code	Drill bit diameter(mm)	Buttons(mm) No x Size			Flushing holes(mm) No x Size		
		Gauge	Front	Edge tooth Angle	Side	Front	Weight (kg)
13130064205	30	4×6	2×6	35°	1	1	0.2
13133084205	33	6×7	2×7	35°	1	2	0.24
13133074205	33	5×7	2×7	35°	2	1	0.24
13135084205	35	6×7	2×7	35°	1	2	0.27
13136074205	36	5×7	2×7	35°	1	2	0.3
13138084205	38	6×9	2×7	35°	1	2	0.33
13141074205	41	5×9	2×7	35°	2	1	0.39
13143074205	43	5×9	2×8	35°	2	1	0.4

7° TAPERED DRILL BIT

Technical Parameters

Product Code	Drill bit diameter(mm)	Buttons(mm) No x Size			Flushing holes(mm) No x Size		
		Gauge	Front	Edge tooth Angle	side	Front	Weight(kg)
13328047205	28	3×7	1×7	35°	2	1	0.17
13330047205	30	3×7	1×7	35°	2	1	0.20
13332047205	32	3×7	1×7	35°	2	1	0.23
13334047205	34	3×8	1×8	35°	2	1	0.26
13336047205	36	3×8	1×8	35°	2	1	0.29
13338047205	38	3×9	1×9	35°	2	1	0.35
13340047205	40	3×9	1×9	35°	2	1	0.38
13338047205	38	3×9	1×9	35°	1	1	0.35
13340047205	40	3×9	1×9	35°	1	1	0.40
13342047205	42	3×9	1×9	35°	1	1	0.41
13340047205	40	3×9	1×9	35°	2	1	0.40
13342047205	42	3×9	1×9	35°	2	1	0.41
13130067205	30	4×7	2×7	35°	1	2	0.20
13132067205	32	4×7	2×7	35°	1	2	0.23
13134067205	34	4×7	2×7	35°	1	2	0.26
13136067205	36	4×7	2×7	35°	1	2	0.29
13138067205	38	4×8	2×8	35°	2	2	0.35
13140067205	40	4×8	2×8	35°	2	2	0.38
13142067205	42	4×8	2×8	35°	2	2	0.39

7° TAPERED DRILL BIT

Technical Parameters

Product Code	Drill bit diameter(mm)	Buttons(mm) No x Size			Flushing holes(mm) No x Size		
		Gauge	Front	Edge tooth Angle	side	Front	Weight(kg)
13330077205	30	5×7	2×7	35°	1	1	0.21
13332077205	32	5×7	2×7	35°	1	1	0.24
13333077205	33	5×7	2×7	35°	1	1	0.26
13334077205	34	5×7	2×7	35°	1	1	0.27
13336077205	36	5×8	2×7	35°	1	1	0.30
13338077205	38	5×8	2×8	35°	1	1	0.36
13334077205	40	5×8	2×8	35°	1	1	0.38
13341077505	41	5×9	2×8	35°	1	1	0.50
13342077505	42	5×9	2×8	35°	1	1	0.52
13450077305	50	4×9	3×8	35°	1	2	0.55
13460077305	60	4×10	3×10	35°	1	2	0.75
13132087205	32	6×7	2×7	35°	1	2	0.24
13133077205	33	6×7	2×7	35°	1	2	0.26
13434077205	34	6×7	2×7	35°	1	2	0.27
13336077205	36	6×7	2×7	35°	1	2	0.30
13338077205	38	6×8	2×8	35°	1	2	0.36
13340077305	40	6×8	2×8	35°	1	2	0.38
13342077305	42	6×8	2×8	35°	1	2	0.40

11° TAPERED DRILL BIT

Technical Parameters

Product Code	Drill bit diameter(mm)	Buttons(mm) No x Size			Flushing holes(mm) No x Size		
		Gauge	Front	Edge tooth Angle	side	Front	Weight(kg)
13130041205	30	3×7	1×7	35°	2	1	0.18
13132041205	32	3×7	1×7	35°	2	1	0.21
13134041205	34	3×8	1×8	35°	2	1	0.23
13136041205	36	3×8	1×8	35°	2	1	0.26
13138041205	38	3×9	1×9	35°	2	1	0.32
13140041205	40	3×9	1×9	35°	1	1	0.34
13342041205	42	3×9	1×9	35°	1	1	0.36
13330061205	30	4×7	2×7	35°	1	2	0.18
13132061205	32	4×7	2×7	35°	1	2	0.21
13134061205	34	4×7	2×7	35°	1	2	0.23
13336061205	36	4×7	2×7	35°	1	2	0.26
13338061205	38	4×8	2×8	35°	1	2	0.32
13340061205	40	4×8	2×8	35°	2	2	0.34
13342061205	42	4×8	2×8	35°	2	2	0.35
13130071205	30	5×7	2×7	35°	1	1	0.19
13132071205	32	5×7	2×7	35°	1	1	0.22
13134061205	34	5×7	2×7	35°	1	1	0.24
13136061205	36	5×8	2×7	35°	1	1	0.27

11° TAPERED DRILL BIT

Technical Parameters

Product Code	Drill bit diameter(mm)	Buttons(mm) No x Size			Flushing holes(mm) No x Size		
		Gauge	Front	Edge tooth Angle	side	Front	Weight(kg)
13138071205	38	5×8	2×8	35°	1	1	0.32
13140071205	40	5×8	2×8	35°	1	1	0.34
13142071205	42	5×9	2×8	35°	1	1	0.36
13132081205	32	6×7	2×7	35°	1	2	0.22
13134081205	34	6×7	2×7	35°	1	2	0.24
13136081205	36	6×7	2×7	35°	1	2	0.27
13138081205	38	6×8	2×8	35°	1	2	0.32
13140081205	40	6×8	2×8	35°	1	2	0.34
13142081205	42	6×9	2×8	35°	1	2	0.36
13133091205	33	6×7	3×7	40°	2	-	0.3
13134091205	34	6×7	3×7	40°	2	-	0.3

12° TAPERED DRILL BIT

Technical Parameters

Product Code	Drill bit diameter(mm)	Buttons(mm) No x Size			Flushing holes(mm) No x Size		
		Gauge	Front	Edge tooth Angle	side	Front	Weight(kg)
13328042205	28	3×7	1×7	20°	1	1	0.1
13128062205	28	4×6	2×6	35°	1	1	0.2
13330062203	30	4×7	2×7	30°	1	1	0.2
13330042205	30	3×7	1×7	35°	2	1	0.19
13132042205	32	3×7	1×7	35°	2	1	0.22
13334042205	34	3×8	1×8	35°	2	1	0.25
13136042205	36	3×8	1×8	35°	2	1	0.28
13138042205	38	3×9	1×9	35°	2	1	0.33
13140042205	40	3×9	1×9	35°	1	1	0.36
13342042305	42	3×9	1×9	35°	1	1	0.38
13330062205	30	4×7	2×7	35°	1	2	0.19
13332062205	32	4×7	2×7	35°	1	2	0.22
13334062205	34	4×7	2×7	35°	1	2	0.25
13136062205	36	4×7	2×7	35°	1	2	0.28
13138062205	38	4×8	2×8	35°	1	2	0.33

12° TAPERED DRILL BIT

Technical Parameters

Product Code	Drill bit diameter(mm)	Buttons(mm) No x Size			Flushing holes(mm) No x Size		
		Gauge	Front	Edge tooth Angle	side	Front	Weight(kg)
13340062205	40	4×8	2×8	35°	1	2	0.36
13342062305	42	4×8	2×8	35°	1	2	0.37
13330072205	30	5×7	2×7	35°	1	1	0.20
13432072205	32	5×7	2×7	35°	1	1	0.23
13334072205	34	5×7	2×7	35°	1	1	0.26
13436072205	36	5×8	2×7	35°	1	1	0.29
13438072205	38	5×8	2×8	35°	1	1	0.34
13340072205	40	5×8	2×8	35°	1	1	0.36
13342072205	42	5×9	2×8	35°	1	1	0.38
13332082205	32	6×7	2×7	35°	1	2	0.23
13334082205	34	6×7	2×7	35°	1	2	0.26
13336082205	36	6×7	2×7	35°	1	2	0.29
13338082205	38	6×8	2×8	35°	1	2	0.34
13340082205	40	6×8	2×8	35°	1	2	0.36
13342082305	42	6×9	2×8	35°	1	2	0.38
13445072205	45	5×9	2×7	35°	1	1	0.3