Stock Code: 301456

Headquartered in Qingdao, with overseas manufacturing facilities in Thailand, the company has established subsidiaries in Beijing, Shanghai, Changsha, and Cologne, Germany. It has also developed a network of distributors and partners across five continents, providing efficient after-sales service and technical support to customers worldwide.



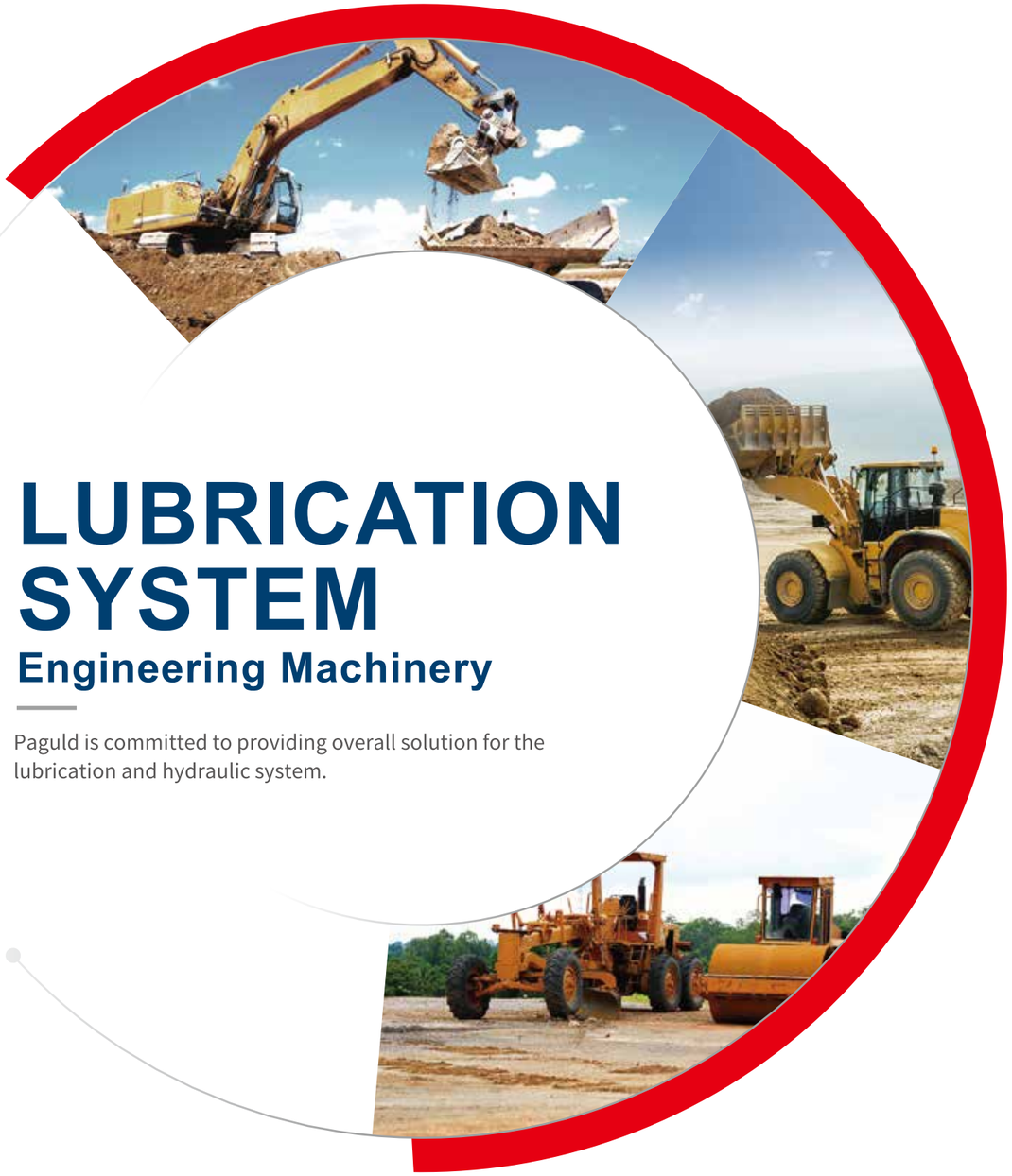

LUBRICATION SYSTEM

Engineering Machinery

Paguld is committed to providing overall solution for the lubrication and hydraulic system.

WeChat Public

WeChat Service

Company Website

http://www.paguld.com

QINGDAO PAGULD INTELLIGENT MANUFACTURING CO., LTD.

Add: 77 Kehai Road, High-tech Zone, Qingdao, China
E-mail: sales@paguld.com
National toll free telephone: 400-0532-090

PGRHXT-GCJX202603



CORPORATE MISSION

Make life better

PAGULD'S VISION

To be the world-class lubrication,
hydraulic system manufacturer and solution provider

CORPORATE VALUES

Honesty, teamwork, quality, responsibility

CORPORATE QUALITY

Strive for progress and dare to innovate

BUSINESS PHILOSOPHY

Deliberate research and development, Lean manufacturing,
exquisite quality and sincere cooperation



Aerial view of the factory

COMPANY INTRODUCTION

Qingdao Paguld Intelligent Manufacturing Co., Ltd was founded in 2012, (stock code: 301456) is a joint-stock enterprise integrating R&D, manufacturing and sales. Paguld is committed to developing centralized lubrication systems and hydraulic system with independent intellectual property rights and core competitiveness, and provide competitive overall solutions for domestic and oversea customers.

As a professional enterprise, Paguld has obtained for a number of national invention patents. Our products are widely used in wind power equipment, wheel flange, railway, engineering machinery, commercial vehicle, large-scale machinery in mining, ports and other fields.

Paguld has passed ISO9001, IATF 16949, IRIS (ISO/TS 22163) quality management system certification and the certification of CE,ETL,PED etc for products and obtained CNAS L16139 laboratory accreditation certificate.

Upholding the business philosophy of "dedicated research & development, lean production, excellent quality and sincere cooperation", Paguld has brought in the first-class talents and become the customer's trustworthy partner.

100 Acres
The factory occupies an area of approximately 16.5 acres

44000 m^2
Phase 1 of the factory

40000 m^2
Phase 2 of the factory

MILESTONE

Start with customers' need, succeed with customers' satisfaction
Paguld insist on create values for customers

2012

"Paguld" brand registered

2013

The first set of Paguld wind turbine centralized lubrication system



2014

The prototype of lubrication system has passed the test of Goldwind,Shanghai Electric and Siemens



2015

Begin to bulk supply for Goldwind



2016

Paguld offshore wind turbine lubrication system was successfully installed and tested
Become the supplier of domestic mainstream wind turbine manufacturers such as DEC and United Power



2017

Get orders from GE
Become qualifiled supplier for Vestas and SGRE



2018

Hydraulic Project Department established
Become ENVISION's strategic supplier



2019

Paguld centralized lubrication system of shield machine has qualified by CREG
Begin to bulk supply for Vestas



2020

Paguld lubrication & hydraulic Intelligent center laid foundation
Begin to bulk supply for SANY, CSSC and WINDEY



2021

Paguld wheel flange lubrication system begin to bulk supply for CRRC
Paguld lubrication and hydraulic prototype has passed the test of CRRC Wind Power



2022

Paguld's IPO on the GEM successfully passed the audit of CSRC
Begin to bulk supply for the world famous crane manufacturer Manitowoc



2023

Listed on the Shenzhen Stock Exchange, stock code: 301456
The hydraulic valve group of mining machinery product was qualified and began to batch supply



2024

The wholly-owned subsidiary of Paguld Europe is put into use to provide high-quality and efficient service for global customers



2025

Paguld Intelligent Breaks Ground on Its Thailand Smart Manufacturing Center, Anchoring Global Layout and Deepening Regional Market Services.



MAIN CUSTOMERS

Help enterprises improve their efficiency with quality and service,
achieve brand value and make to excellence



INTELLECTUAL PROPERTY&SYSTEM CERTIFICATES

Paguld is committed to developing centralized lubrication technology and hydraulic system with independent intellectual property rights and core competitiveness. We have obtained dozens of invention and utility model patents, many of which fill the gaps at home and abroad.
Paguld is committed to providing customers with the satisfactory technology and products, and has built a perfect manufacturing, quality control and business service system. Paguld has abtained a number of certificates of products and management systems.



Intellectual Property



EHS Certificates



CE Certificates



CNAS Laboratory Accreditation Certificate



Quality System Certificates



ETL Certificates（UL standard）

R&D AND TESTING PLATFORM

Focus on the needs of customers and the development trend of the industry, to develop the technology and products.
Paguld Quality Inspection and Testing Center collects advanced testing instruments and equipment in the industry. The customized testing platform provides a strong guarantee to develop new systems and products and explore the unknown application fields.









Paguld's R & D team has dozens of professional R&D personnel, including technical engineers, test engineers, process experts and other senior titles.



Parts testing equipment

- Hexagon CMM
- Mitutoyo roundness meter
- Mitutoyo Roughness Tester
- Pneumatic measuring instrument (USA)
- Cleanliness testing equipment
- X-ray coating thickness tester
- Digital display tensile testing machine
- Precision salt spray test machine
- FOUNDRY-MASTER Smart spectrograph

System product testing equipment

- Vibration test bench
- Hose pressure test bench
- Environment simulation test platform
- Special testing equipment for distributor testing, Pump plunger, safety valve, injector
- Hub test platform
- Hydraulic station integrated test platform
- Hydraulic pitch systems integrated test platform

To be the world-class lubrication,
hydraulic system manufacturer and solution provider

PRODUCTION CAPACITY

Lean production and continuous improvement
is the foundation of development

First-class quality comes from first-class production equipment and super first-class inspection and testing plat-form, Paguld has more than 100 sets of machining centers, CNC lathes, grinding machines and other kinds of equipment, effectively ensure the manufacturing accuracy of system components; The precision of all core products is up to μm level, and the high-precision parts processing ensures the high reliability of products.



▶ Flexible Manufacturing System-5000L/6000L



- MAZAK HCH-5000L
- Takisawa XEX-108
- Doosan composite CNC lathe
- Tsugami BO205-III
- Citizen centrifuge L32-1M9/A20-3F7
- MAZAK NM415/DT400/DNM415/DT405
- Full-skill CNC
- Surface grinder, centerless grinder, cylindrical grinder, inner hole quilting equipment
- Ordinary lathes, milling machines, hexagonal lathes, etc.

Valve block Processing Equipment



Thermal deburring machine



Automatic ultrasonic cleaning equipment



Horizontal machining centre

Progressive Lubrication System

The progressive lubrication system is composed of the supply unit, the progressive distribution unit, pipeline accessories, and the control unit.
Under the pressure from the supply unit, the progressive distribution unit delivers a fixed amount of lubricant to each lubrication point in a progressive order.
The progressive lubrication system monitors the operation status of the whole system through the control unit.
The system adopts a timing control mode or a counting control mode; in the timing mode, the lubrication time or the interval time is adjustable; in the counting mode, the lubrication frequency or the interval time can be adjusted.
It is mainly used by small and medium-sized equipment that requires centralized and continuous lubrication.

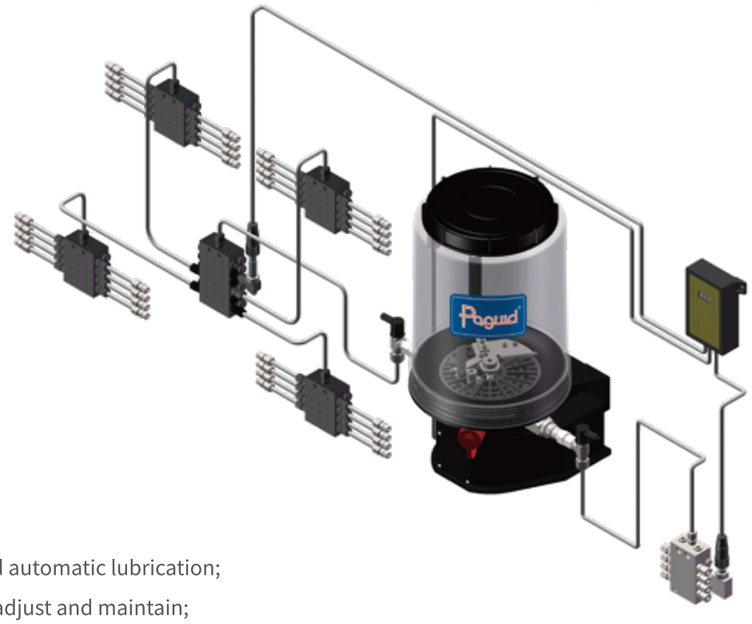

Advantages:

- ☐ Continuous and automatic lubrication;
- ☐ Easy to install, adjust and maintain;
- ☐ Integrated system control and monitoring;
- ☐ Suitable for most greases up to NLGI 2#;
- ☐ Able to pump high-pressure lubricant to short distances and within a wide temperature range.

Single-line Lubrication System

The single-line lubrication system is composed of the supply unit, the single-line distribution unit, the pressure monitoring unit, a change-over unit, pipeline accessories, and the control unit.
It transports the lubricant to the single-line distribution unit by a main pipeline; each single-line distribution unit serves only one lubrication point; the displacement (the displacement of some single-line distribution units can be pre-set) is adjustable to provide a precise amount of lubricant.
The difference between the single-line lubrication system and the progressive lubrication system is that the single-line system needs to be used in conjunction with the pressure monitoring unit and the change-over unit; the control unit switches the pressure relief pipeline by recognizing the pressure signal of the main pipeline and then completes the lubrication process.
The single-line system is mainly used by medium-sized equipment that requires continuous and centralized lubrication.



Advantages:

- ☐ Continuous and automatic lubrication;
- ☐ Easy to install, adjust, expand and maintain;
- ☐ Adjustable volumetric flow and wide application;
- ☐ Integrated system control and monitoring;
- ☐ Suitable for most greases up to NLGI 2#;
- ☐ System continues to operate if one point becomes blocked;
- ☐ Able to pump long distances and within a wide temperature range.

Dual-line Lubrication System

The dual-line lubrication system is composed of the supply unit, the dual-line distribution unit, the pressure monitoring unit, the change-over unit, pipeline accessories and the control unit.
The dual-line lubrication system transports the lubricant to the dual-line distribution unit by two main pipelines; each port of the dual-line distribution unit serves only one lubrication point, and its flow rate is adjustable (the flow rate of some dual-line distribution units can be pre-set) to provide the precise amounts of lubricant.
The difference between the dual-line lubrication system and the single-line lubrication system is that the dual-line system switches the main pipeline by identifying the pressure signals of the two main pipelines through the control unit, and then completes the lubrication process.
It is mainly used by large equipment that requires centralized lubrication.



Advantages:

- ☐ Continuous and automatic lubrication;
- ☐ Easy to install, adjust, expand and maintain;
- ☐ Adjustable volumetric flow and wide application;
- ☐ Integrated system control and monitoring;
- ☐ Suitable for most greases up to NLGI 2#;
- ☐ System continues to operate if one point becomes blocked;
- ☐ Able to pump long distances (up to 120 meters) and within a wide temperature range.

PG203 Electric Lubrication Pump

The PG203 electric lubrication pump is an automatic centralized lubrication pump with excellent performance that supports up to three pump elements. It is suitable for progressive centralized lubrication systems and is commonly used in construction machinery, bus chassis and small and medium-sized mechanical equipment.
Its compact structure and integrated pump base make it highly economical and universal. Besides, its optional low-level alarm, blockage alarm and control unit significantly expand its applications in multiple industries.



Technical Parameters

System pressure	35MPa						
Volume of reservoir	1L、2L、4L、8L						
Operating voltage	12VDC、24VDC、230VAC						
Pump element mL/minute	K5	K6-2.5	K6	K7	K8	KR7	KR8
	2.0	2.5	2.8	4.0	5.0	0.7-3	1.3-5
Number of pump element	1-3 pieces						
Grease outlet thread	G1/4 inner thread						
Operating temperature	-40°C ~ +80°C						
Protection class	IP65						
Applicable grease type	Up to NLGI 2#						

PG203 Electric Lubrication Pump (Grease Capsule)

The PG203 electric lubrication pump (grease capsule) is an automatic centralized lubrication pump with excellent performance that can support up to three pump elements. It is suitable for progressive centralized lubrication systems and is commonly used in construction machinery, bus chassis and small and medium-sized mechanical equipment.
It boasts a universal design, including the compact structure and the integrated housing; its replaceable grease capsule allows quick grease filling; besides, the blockage alarm and the control unit are optional.



Technical Parameters

System pressure	35MPa						
Volume of reservoir	6L						
Operating voltage	12VDC、24VDC、230VAC						
Pump element mL/minute	K5	K6-2.5	K6	K7	K8	KR7	KR8
	2.0	2.5	2.8	4.0	5.0	0.7-3	1.3-5
Number of pump element	1-3 pieces						
Grease outlet thread	G1/4 inner thread						
Operating temperature	-40°C~ +80°C						
Protection class	IP65						
Applicable grease type	Up to NLGI 2#						

PG230 Electric Lubrication Pump

The PG230 electric lubrication pump is an automatic centralized lubrication pump with excellent performance that can support up to four pump elements. It is suitable for progressive centralized lubrication systems and is commonly used in construction machinery, bus chassis, and small and medium-sized mechanical equipment.
It is universal, compact, and highly functional. Its pump base, which is made of high-strength lightweight metal, further improves its anti-seismic performance. Besides, its optional low-level alarm, blockage alarm and control unit significantly expand its applications in multiple industries.



Technical Parameters

System pressure	35MPa						
Volume of reservoir	4L、6L、8L、10L、12L、15L、20L、25L、30L、40L						
Operating voltage	12VDC、24VDC、230VAC						
Pump element mL/minute	K5	K6-2.5	K6	K7	K8	KR7	KR8
	2.0	2.5	2.8	4.0	5.0	0.7-3	1.3-5
Number of pump element	1-4 pieces						
Grease outlet thread	G1/4 inner thread						
Operating temperature	-40°C ~ +80°C						
Protection class	IP65						
Applicable grease type	Up to NLGI 2#						

PG230U Electric Lubrication Pump

The PG230U electric lubrication pump is an automatic centralized lubrication pump with excellent performance that can support up to 11 pump elements. It is suitable for progressive centralized lubrication systems and is commonly used in construction machinery, bus chassis, and small and medium-sized mechanical equipment.
It is universal, compact, and highly functional. Its pump base, which is made of high-strength lightweight metal, further improves its anti-seismic performance. Besides, its optional low-level alarm, blockage alarm and control unit significantly expand its applications in multiple industries.



Technical Parameters

System pressure	35MPa
Volume of reservoir	4L、6L、8L、10L、12L、15L、20L、25L、30L、40L
Operating voltage	12VDC、24VDC、230VAC
Pump element	K5：2.0mL/minute
	K6：2.8mL/minute
Number of pump element	1-11 pieces
Grease outlet thread	G1/4 inner thread
Operating temperature	-40°C~ +80°C
Protection class	IP65
Applicable grease type	Up to NLGI 2#

PG231 Electric Lubrication Pump

The PG231 electric lubrication pump is an automatic centralized lubrication pump with excellent performance that can support up to four pump elements. It is suitable for progressive centralized lubrication systems and is commonly used in construction machinery, bus chassis, and small and medium-sized mechanical equipment.

It is universal, compact, and highly functional. Its pump base, which is made of high-strength lightweight metal, further improves its anti-seismic performance. Besides, its optional low-level alarm, blockage alarm and control unit significantly expand its applications in multiple industries.



Technical Parameters

System pressure	35MPa						
Volume of reservoir	1L、2L、4L、6L、8L、10L、12L、15L、20L						
Operating voltage	12VDC、24VDC、230VAC						
Pump element mL/minute	K5	K6-2.5	K6	K7	K8	KR7	KR8
	2.0	2.5	2.8	4.0	5.0	0.7-3	1.3-5
Number of pump element	1-4 pieces						
Grease outlet thread	G1/4 inner thread						
Operating temperature	-40°C ~ +80°C						
Protection class	IP65						
Applicable grease type	Up to NLGI 2#						

PG230-PLUS Electric Lubrication Pump

The PG230-PLUS electric lubrication pump is an automatic centralized lubrication pump with excellent performance that can support up to four pump elements. It is suitable for single-line centralized lubrication systems and is commonly used in construction machinery, mining equipment, and medium-sized mechanical devices.

PG230-PLUS electric lubrication pump adopts a segmented design and high-strength light alloy, which give the whole structure excellent anti-seismic performance. The pump elements are connected to each other through an internal circuit in the pump base; the simple exterior layout makes it easy to replace and maintain. The outlet of the electric lubrication pump is provided with a pressure monitoring unit and a pressure relief unit for pressure control, ensuring the normal lubrication of the whole system.



Technical Parameters

System pressure	35MPa
Volume of reservoir	4L、6L、8L、10L、12L、15L、20L、25L、30L、40L
Operating voltage	12VDC、24VDC、230VAC
Pump element	3K7、3K8（General configuration）
	12mL/minute、15mL/minute
Number of pump element	3-4 pieces
Grease outlet thread	G1/4 inner thread
Operating temperature	-40°C ~ +80°C
Protection class	IP65
Applicable grease type	Up to NLGI 2#

PG230-SLP Electric Lubrication Pump

The PG230-SLP electric lubrication pump is an automatic centralized lubrication pump with excellent performance that can support up to three pump elements. It is suitable for single-line centralized lubrication systems and is commonly used in construction machinery, mining equipment and medium-sized mechanical devices.
The PG230-SLP pump adopts a segmented design and high-strength light alloy, which give the whole structure outstanding anti-seismic performance. The pump elements are connected to each other through the internal circuit in the pump base; its simple exterior structure makes it easy to replace and maintain. The pump has one outlet that is in conjunction with a pressure monitoring unit used for controlling the pressure of the whole lubrication system. By using a mechanical change-over valve inside the lubrication pump, the main pipeline in the single-line system can be depressurized to ensure the normal operation of the lubrication system.



Technical Parameters

System pressure	35MPa
Volume of reservoir	4L、6L、8L、10L、12L、15L、20L、25L、30L、40L
Operating voltage	12VDC、24VDC、230VAC
Pump element	3K7, 3K8 (Regular configuration)
	12 mL/minute, 15 mL/minute
Number of pump element	3 pieces
Grease outlet thread	G1/4 inner thread
Operating temperature	-40°C~ +80°C
Protection class	IP65
Applicable grease type	Up to NLGI 2#

PG230-PLUS Electric Lubrication Pump (Grease Capsule)

The PG230-PLUS electric lubrication pump (grease capsule) is an automatic centralized lubrication pump with excellent performance that can support up to four pump elements. It is suitable for single-line centralized lubrication systems and is commonly used in construction machinery, mining equipment and medium-sized mechanical devices.
The PG230-PLUS pump (grease capsule) adopts a segmented design and high-strength light alloy, which give the whole structure outstanding anti-seismic performance. The pump elements are connected to each other through the internal circuit in the pump base; its simple exterior structure makes it easy to replace and maintain. The pump has one outlet that is in conjunction with a pressure monitoring unit used for controlling the pressure of the whole lubrication system. The replaceable grease capsule allows rapid grease filling.



Technical Parameters

System pressure	35MPa
Volume of reservoir	6L
Operating voltage	12VDC、24VDC、230VAC
Pump element	(Regular configuration)
	12mL/minute、15mL/minute
Number of pump element	1-4 pieces
Grease outlet thread	G1/4 inner thread
Operating temperature	-40°C~ +80°C
Protection class	IP65
Applicable grease type	Up to NLGI 2#

PG230-DLP Electric Lubrication Pump

The PG230-DLP electric lubrication pump is an automatic centralized lubrication pump with excellent performance that can support up to three pump elements. It is suitable for double-line centralized lubrication systems and is commonly used in construction machinery, mining equipment, and medium and large-sized mechanical devices.
The PG230-DLP electric lubrication pump adopts a segmented design and high-strength light alloy, which give it outstanding anti-seismic performance. The pump elements are connected to each other through the internal circuit in the pump base. Its simple exterior structure makes it easy to replace and maintain. There are two grease outputs that connect the two main pipelines of the lubrication system, respectively. A pressure monitoring unit is installed at the outlets for the pressure control of the two main pipelines. The mechanical change-over valve inside the pump helps to ensure the normal operation of the system.



Technical Parameters

System pressure	35MPa
Volume of reservoir	4L、6L、8L、10L、12L、15L、20L、25L、30L、40L
Operating voltage	12VDC、24VDC、230VAC
Pump element	3K7、3K8（General configuration）
	12mL/minute、15mL/minute
Number of pump element	3 pieces
Grease outlet thread	G1/4 inner thread
Operating temperature	-40°C ~ +80°C
Protection class	IP65
Applicable grease type	Up to NLGI 2#

EPG Electric Lubrication Pump

The EPG electric lubrication pump is controlled by a DC motor. Its metering quantity is linearly related to the motor speed, making it suitable for demanding and variable working conditions.
Driven by a brushless DC motor and used in conjunction with a control unit, the lubrication pump is designed for single-line centralized lubrication systems. When lubricant should be delivered to lubrication parts, the motor and solenoid valve are energized and the pump begins to work. After the injector completes its work and the required system oil pressure is built up, the pressure switch transmits the signal to the control unit, which cuts off the power supply of the motor and the solenoid valve, and the whole system relieves pressure and enters the next lubrication cycle.



Technical Parameters

Maximum system pressure	35MPa
Product specification	18Kg、27Kg、41Kg、54Kg、180Kg
Motor operating voltage	24VDC
Motor power	200W
Motor speed	1500RPM
Reduction ratio	8:1、20:1、40:1
Displacement of each cycle	1.15cc
Grease outlet thread	1/4NPTF inner thread(Pump tube) 3/4NPTF inner thread(Lubrication Pump)
Operating temperature	-40°C ~ +65°C
Protection class	IP65
Applicable grease type	Up to NLGI 2#

HPG Hydraulic Lubrication Pump

The HPG hydraulic lubrication pump is controlled by a hydraulic motor. Its metering quantity is linearly related to the hydraulic motor speed, which makes it suitable for demanding and variable working conditions.
Driven by a hydraulic motor and used in conjunction with a control system, the pump is designed for single-line centralized lubrication systems. When lubricant should be delivered to lubrication points, the solenoid valve located at the front of the hydraulic motor is energized, and the lubrication pump begins to work. After the injector completes its work and the required system oil pressure is built up, the pressure switch transmits the signal to the control unit, which cuts off the power supply of the solenoid valve, and the whole system relieves pressure and enters the next lubrication cycle.



Technical Parameters

Maximum System pressure	35MPa
Product specification	18Kg、27Kg、41Kg、54Kg、180Kg
Solenoid valve operating voltage	24VDC
Hydraulic grease working pressure	Maximum: 205 bar
Relief pressure of Hydraulic grease	7-23bar
Hydraulic grease rate of flow	Max 7.6L/minute
Hydraulic grease Operating temperature	Maximum 93°C
Pressure ratio	10:1
Displacement of each cycle	1.15cc
Grease outlet thread	1/4NPTF inner thread(Pump tube) 3/4NPTF inner thread(Lubrication Pump)
Operating temperature	-40°C ~ +65°C
Protection class	IP65
Applicable grease type	Up to NLGI 2#

HCH Hydraulic Lubrication Pump

The HCH the hydraulic lubrication pump is a double-acting piston pump that is operated by hydraulic pressure. It uses a single-line parallel metering component to deliver greases at both the up and down strokes. It operates in conjunction with the cyclic timing control system and is often applied by single-line centralized lubrication systems.
When lubricant should be delivered to lubrication points, the solenoid valve located at the front of the hydraulic motor is energized, and the pump begins to work. After the injector completes its work and the required system oil pressure is built up, the pressure switch transmits the signal to the control unit, which cuts off the power supply of the solenoid valve, and the whole system relieves pressure and enters the next lubrication cycle.



Technical Parameters

Product specification	18Kg、27Kg、41Kg、54Kg、180Kg
Maximum working pressure	30MPa
Solenoid valve operating voltage	24VDC
Pressure ratio	15:1
Displacement of each cycle	8.8cc
Grease outlet thread	1/4NPTF inner thread(Pump tube) 3/4NPTF inner thread(Lubrication Pump)
Hydraulic grease working pressure	20bar-205bar
Hydraulic grease rate of flow	0.25-3.0L/minute
Hydraulic grease operating temperature	Maximum 93°C
Pump operating temperature	-40°C ~ +65°C
Applicable grease type	Up to NLGI 2#

AOGP Pneumatic Pump

The AOGP pneumatic pump is a double-acting piston pump that is operated by air. It uses a single-line parallel metering component to deliver greases for both the up and down strokes. It operates in conjunction with a control unit and is often applied by single-line centralized lubrication systems.
When lubricant should be delivered to lubrication points, the solenoid valve located at the front of the pneumatic pump is energized, and the pump begins to work. When the injector completes its work and the required system oil pressure is built up, the pressure switch transmits the signal to the control unit, which cuts off the power supply of the solenoid valve, and the whole system relieves pressure and enters the next lubrication cycle.



Technical Parameters

Product specification	18Kg、27Kg、41Kg、54Kg、180Kg
Maximum working pressure	30MPa
Compressed air pressure	3-10bar
Solenoid valve operating voltage	24VDC
Pressure ratio	50:1
Displacement of each cycle	5.7cc
Maximum displacement per minute	0.43L/minute @75cycle
Grease outlet thread	1/4NPTF inner thread(Pump tube), 3/4NPTF inner thread(Lubrication Pump)
Pump Operating temperature	-34°C ~ +93°C
Applicable grease type	Up to NLGI 2#

HDHL Automatic Lubrication Pump for Crushing Hammers

The HDHL automatic lubrication pump for crushing hammers has a compact structure that can be directly installed on hydraulic tools such as hydraulic hammers and hydraulic pliers. Since it is driven by the on-board hydraulic system, additional drives or control valves are not required. The grease cup can be reusable and replaceable, making it economical to maintain. Synchronous operation with the main engine enables the pump to have continuous automatic lubrication. Adjustable flow rates can achieve fixed-point and precise amounts of lubrication to reduce environmental pollution.



Technical Parameters

Maximum working pressure	120bar
Hydraulic pressure	40bar-250bar
Displacement	0.2cc/stroke
Adjustable Rotationspeed range	4-20RPM
Factory preset rotationspeed	4RPM
Grease	Up to NLGI 2#
Hydraulic interface specifications	M16x1.5（DKO-S）
Grease interface specifications	M16x1.5（DKO-S）
Working temperature	-25°C ~ +80°C

PG-LC24 Intelligent Controller

PG-LC24 makes sure that the lubrication system is fully under control by notifying users with a visual and auditory failure alarm. It is designed to work in conjunction with a digital display, which shows the operating status and parameters to help users take early action.
This controller is suitable for progressive, single-line and dual-line lubrication systems. Because it is compact, solid and portable, it is widely used by agricultural, construction, and industrial machinery.



Technical Parameters

Working voltage	10-30VDC
Working temperature	-15°C ~ +50°C
Maximum output current	7A
Maximum output current of alarm signal	3A
Overload protection	Available
Protection class	IP54
Communication interface	RS232/RS485

PG-SSV Distributor

The PG-SSV distributor is a piston valve that supplies a fixed amount of greases each time. By blocking one port, the distributor can deliver lubricant to the next port, so that the flow rate of the next port will be doubled and the different demands for metering quantity will be satisfied.
A major feature of the PG-SSV distributor is that ports are in a progressive relationship, meaning the latter port has to wait until the former one releases grease. Based on that, the working condition of the distributor can be checked by adding a visual device or an electronic monitor. Each distributor has 6-24 (even numbers) ports and is able to deliver greases up to NLGI 2# or greases with a viscosity greater than 40 cSt.
The PG-SSV distributor is made of non-fragile and non-metallic sealing materials. Its exquisite sliding valve and high pressure-resistant sealing structure (metal sealing) make it able to withstand high and low temperatures and many other harsh working conditions.



Technical Parameters

Number of ports	6-24 ports
Maximum working pressure	350bar
Maximum pressure difference between ports	100bar
Displacement of each port	0.2cc
Inlet thread	G1/8” inner thread
Outlet thread	M10x1（Need to be equipped with an outlet one-way valve.）
Material	Carbon steel, galvanized nickel alloy
Working temperature	-40°C ~ +80°C

PG-SSVD Distributor

The flow rate of each port of the PG-SSVD distributor can be changed at a fast speed by adjusting different lengths of metering bolts, even after installation.
The PG-SSVD distributor offers the same features of the PG-SSVD distributor but includes more delivery rate options.
It causes no pollution thanks to its leak-free structure; it is also resistant to high temperatures and corrosive environments.



Technical Parameters

Number of ports	6-22 ports
Maximum working pressure	350bar
Maximum pressure difference between ports	100bar
Displacement of each port	0.08cc/0.14cc/0.2cc/0.3cc/0.4cc/0.6cc/0.8cc/1.0cc/1.4cc/1.8cc
Inlet thread	G1/8” inner thread
Outlet thread	M10x1（Need to be equipped with an outlet one-way valve.）
Material	Carbon steel, galvanized nickel alloy
Working temperature	-40°C ~ +80°C

PGMD-1000 Distributor

Adopting a modular design and indicator pins, the PGMD-1000 distributor is universal and easy to install and maintain. Blocks are able to be combined based on the actual usage to form different distributors (the middle module needs at least 2 blocks and at most 11 blocks; the end module has only one block). The PGMD-1000 distributor is capable of delivering lubricant to up to 24 points.

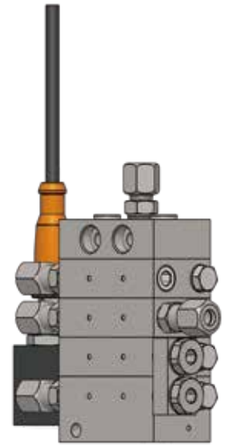

Technical Parameters

Number of ports	6-24 ports
Maximum working pressure	350bar
Maximum pressure difference between ports	100bar
Displacement of each port	0.025cc/0.045c/0.075cc/0.105cc
Inlet thread	M10x1 Internal thread
Outlet thread	M10x1（Need to be equipped with an outlet one-way valve.）
Material	Carbon steel, galvanized nickel alloy
Working temperature	-40°C ~ +80°C

PMBS Distributor

Since the PMBS distributor adopts a modular design, its blocks can be removed from the base without disrupting any lubrication pipelines, minimizing labor costs and extending the operating time of equipment. Accessories such as the magnetic and electronic proximity switch and indicator pins provide operation and maintenance support for the lubrication system. Besides, fault indicators are externally optional for accurate and fast troubleshooting. Its ports are designed to work with built-in one-way valves to ensure accurate grease flow of every single stroke.



Technical Parameters

Number of ports	6-24 ports		
Maximum working pressure	241bar		
Maximum pressure difference between ports	100bar		
Maximum cycles	60CPM(Cycle Indicators) 200CPM(No cycle Indicators)		
Displacement of each outlet mL/cycle	Specification	Double ports	Single port
	PMBS-05	0.08	0.16
	PMBS-075	0.12	0.24
	PMBS-10	0.16	0.33
	PMBS-15	0.26	0.49
	PMBS-20	0.33	0.66
	PMBS-25	0.41	0.82
	PMBS-30	0.49	0.98
	PMBS-35	0.57	1.15
	PMBS-40	0.66	1.31
Inlet thread	G1/4 inner thread		
Outlet thread	G1/8 inner thread		
Material	Carbon steel, blue-white zinc plating		
Working temperature	-40°C ~ +80°C		

PMBX Distributor

Since the PMBX distributor adopts a modular design, its blocks can be removed from the base without disrupting any lubrication pipelines, minimizing labor costs and extending the operating time of equipment. Accessories such as magnetic and electronic proximity switch and indicator pins provide operation and maintenance support for the lubrication system. Besides, fault indicators are available to be installed externally for accurate and fast troubleshooting. Its ports are designed to work with built-in one-way valves to ensure accurate grease flow of every single stroke.



Technical Parameters

Number of ports	6-20 ports		
Maximum working pressure	207 bar		
Maximum pressure difference between ports	100bar		
Maximum cycles	60CPM(Cycle Indicators) 200CPM(No cycle Indicators)		
Displacement of each outlet mL/cycle	Specification	Double ports	Single port
	PMBX-25	0.41	0.82
	PMBX-50	0.82	1.64
	PMBX-75	1.23	2.46
	PMBX-100	1.64	3.28
	PMBX-125	2.05	4.1
	PMBX-150	2.46	4.92
Inlet thread	G3/8 inner thread		
Outlet thread	G1/4 inner thread		
Material	Carbon steel, blue-white zinc plating		
Working temperature	-40°C ~ +80°C		

PG-SL-1 Single-line Injector

PG-SL-1 injectors are suitable for single-line high-pressure centralized lubrication systems. It is capable of delivering greases up to NLGI 2#; its flow rate is adjustable and the indicator pins can amplify the working status of injectors; its modular design allows rapid disassembly and replacement of every individual part.



Technical Parameters

Produce specification	Displacement of injector(cc)		Working pressure(bar)				Interface specification	
PG-SL-1	Min	Max	Min	Max	Typical	Vent	Installation base inlet	Injector outlet
	0.131	1.31	127	241	172	41	G3/8 3/8NPTF	1/8 NPTF

PG-SL-1R Single-line Injector

The PG-SL-1R injector is suitable for single-line high-pressure centralized lubrication systems; it is capable of delivering greases up to NLGI 2#; its flow rate is adjustable and the indicator pins can amplify the working status of injectors; its modular design allows rapid disassembly and replacement of every individual part. PG-SL-1R offers the same features as the PG-SL-1 but has a slight difference in appearance.

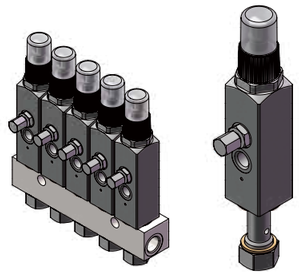

Technical Parameters

Produce specification	Displacement of injector(cc)		Working pressure(bar)				Interface specification	
PG-SL-1R	Min	Max	Min	Max	Typical	Vent	Installation base inlet	Injector outlet
	0.131	1.31	127	241	172	41	G3/8 3/8NPTF	1/8 NPTF

PG-SL-V XL Single-line Injector

PG-SL-V XL injector is suitable for single-line high-pressure centralized lubrication systems. It is capable of delivering greases up to NLGI 2#; its flow rate is adjustable and the indicator pins can amplify the working status of injectors; its modular design allows rapid disassembly and replacement of every individual part.



Technical Parameters

Produce specification	Displacement of injector(cc)		Working pressure(bar)				Interface specification	
PG-SL-V XL	Min	Max	Min	Max	Typical	Vent	Installation base inlet	Injector outlet
	0.25	5	128	413	172	70	G3/8 3/8 NPTF	1/8 NPTF

PG-SL-V Single-line Injector

PG-SL-V injector is suitable for single-line high-pressure centralized lubrication systems. It is capable of delivering greases up to NLGI 2#; its flow rate is adjustable, and the indicator pins can amplify the working status of injectors; its modular design allows rapid disassembly and replacement of every individual part.



Technical Parameters

Produce specification	Displacement of injector(cc)		Working pressure(bar)				Interface specification	
PG-SL-V	Min	Max	Min	Max	Typical	Vent	Installation base inlet	Injector outlet
	0.25	1.31	128	415	172	70	G3/8 3/8NPTF	1/8 NPTF

PG-SL-11 Single-line Injector

PG-SL-11 injector is suitable for single-line high-pressure centralized lubrication systems. It is capable of delivering greases up to NLGI 2#; its flow rate is adjustable and the indicator pins can amplify the working status of injectors; it is only provided as a single unit with 1/2 NPTF inlet.

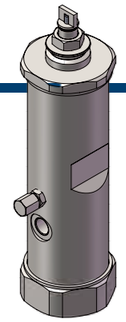

Technical Parameters

Produce specification	Displacement of injector(cc)		Working pressure(bar)				Interface specification	
PG-SL-11	Min	Max	Min	Max	Typical	Vent	Installation base inlet	Injector outlet
	0.82	8.2	69	241	172	55	1/2 NPTF	1/4 NPTF

PG-SL-44 Single-line Injector

PG-SL-44 injector is suitable for single-line high-pressure centralized lubrication systems; it is capable of delivering greases up to NLGI 2#; its flow rate is adjustable and the indicator pins can amplify the working status of injectors; its modular design allows rapid disassembly and replacement of every individual part.



Technical Parameters

Produce specification	Displacement of injector(cc)		Working pressure(bar)				Interface specification	
PG-SL-44	Min	Max	Min	Max	Typical	Vent	Installation base inlet	Injector outlet
	0.131	1.31	52	69	59	10	G3/8 3/8NPTF	1/8 NPTF

PG-SL-32、PG-SL-42、PG-SL-43 Single-line Injector

PG-SL 32/42/43 injectors are suitable for single-line high-pressure centralized lubrication systems with fluid or semi-fluid lubricant running through. Its flow rate is adjustable, and the indicator pins can amplify the working status of injectors; its modular design allows rapid disassembly and replacement of every individual part.

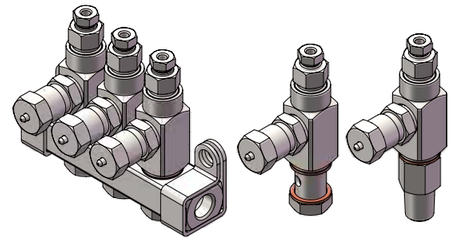

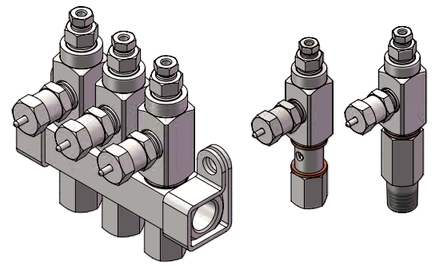

Technical Parameters

Produce specification	Displacement of injector(cc)		Working pressure(bar)				Interface specification	
PG-SL-32	Min	Max	Min	Max	Typical	Vent	Installation base inlet	Injector outlet
	0.016	0.131	83	241	103	14	1/4NPTF	Optional

Produce specification	Displacement of injector(cc)		Working pressure(bar)				Interface specification	
PG-SL-42	Min	Max	Min	Max	Typical	Vent	Installation base inlet	Injector outlet
	0.016	0.049	52	69	59	10	1/4NPTF	Optional

Produce specification	Displacement of injector(cc)		Working pressure(bar)				Interface specification	
PG-SL-43	Min	Max	Min	Max	Typical	Vent	Installation base inlet	Injector outlet
	0.016	0.131	52	69	59	10	1/4NPTF	Optional

PG-DLDA Dual-line Distributor

Made of high-quality alloy steel, the PG-DLDA distributor is designed for dual-line centralized lubrication systems with a maximum operating pressure of 400 bar. It has at most 10 ports, and each pair of ports is designed to work in conjunction with an indicator pin for visual or electrical monitoring. The flow rate of each port is set at 1.8 mL/cycle.



Technical Parameters

Number of ports	4-10 ports
Maximum working pressure	400bar
Displacement of each outlet	1.8cc
Inlet thread	G1/4 inner thread
Outlet thread	G1/8 inner thread
Material	Carbon steel, galvanized nickel alloy
Working temperature	-40°C ~ +80°C

PG-DLDB Dual-line Distributor

Made of high-quality alloy steel, the PG-DLDB distributor is designed for dual-line centralized lubrication systems with a maximum operating pressure of 400 bar. It has at most 8 ports, and each pair of ports is designed to work in conjunction with an indicator pin for visual or electrical monitoring.



Technical Parameters

Number of ports	2-8 ports
Maximum working pressure	400bar
Displacement of each outlet	0.07cc/0.1cc/0.15cc/0.22cc/0.3cc
Inlet thread	G1/4 inner thread
Outlet thread	G1/4 inner thread
Material	Carbon steel, galvanized nickel alloy
Working temperature	-40°C ~ +80°C

PG-DLDG Dual-line Distributor

Made of high-quality alloy steel, the PG-DLDG distributor is designed for dual-line centralized lubrication systems with a maximum operating pressure of 400 bar; it has at most 8 ports, and each pair of ports is designed to work in conjunction with an indicator pin for visual or electrical monitoring; its delivery rate of each port is adjustable.



Technical Parameters

Number of ports	2-8 ports
Maximum working pressure	400bar
Displacement of each outlet	0-2.3cc/cycle（adjustable）
Inlet thread	G3/8 inner thread
Outlet thread	G1/4 inner thread
Material	Carbon steel, galvanized nickel alloy
Working temperature	-40°C—80°C

PG-DLDL Dual-line Distributor

Made of high-quality alloy steel, the PG-DLDL distributor is designed for dual-line centralized lubrication systems with a maximum operating pressure of 400 bar; it has at most 8 ports, and each pair of ports is designed to work in conjunction with an indicator pin for visual or electrical monitoring; its delivery rate of each port is adjustable.



Technical Parameters

Number of ports	2-8 ports
Maximum working pressure	400bar
Displacement of each outlet	0-5cc/cycle（adjustable）
Inlet thread	G3/8 inner thread
Outlet thread	G1/4 inner thread
Material	Carbon steel, galvanized nickel alloy
Working temperature	-40°C ~ +80°C

Hydraulic Vent, Pneumatic Vent Valve

Paguld hydraulic pressure relief valve is applied in single-line centralized lubrication systems driven by a hydraulic source. When the hydraulic source supplies hydraulic pressured greases to the top of the hydraulic relief valve, the pressure from hydraulic greases is applied to the hydraulic pressure relief valve, and then the internal cone valve and the return tube are closed, and the main pipeline of the lubrication system builds up pressure. After the hydraulic source stops supplying hydraulic greases, the internal cone valve and the return tube are opened up, and the main pipeline of the lubrication system relieves pressure.



The Paguld pneumatic pressure relief valve is used in single-line centralized lubrication systems driven by compressed air. The air source supplies pressured air to the top of the air pressure relief valve, and the compressed air pressure is applied to the air pressure relief valve. After that, the internal cone valve and the return tube are closed, and the main pipeline of the lubrication system builds up pressure. After the air source stops supplying compressed air, the internal cone valve and the return tube are opened up, and the main pipeline of the lubrication system relieves pressure.



Technical Parameters

Operating principle	Hydraulic change-over valve
Maximum working pressure (Hydraulic source)	30 bar
Maximum working pressure (Outlet of grease)	300 bar
Grease	Up to NLGI 2#
Grease inlet thread	3/4 NPTF
Thread of safe valve interface	1/8 NPTF
Return grease thread	1/4 NPTF
Thread of hydraulic grease interface	1/4 NPTF

Technical Parameters

Maximum working pressure (Air pressure source)	2-7bar
Maximum working pressure (Outlet of grease)	300 bar
Grease	Up to NLGI 2#

Electric Grease Filling Tool

The TP-16 grease filling pump is driven by electric power. Its DC brushless motor rotates to drive the piston in the pump and delivers the greases out with high pressure. The pump is characterized by high safety and reliability, large metering quantity and simple operation; it is able to deliver greases up to NLGI 3#.



Technical Parameters

Operating voltage	24VDC
Motor power	500W
Grease barrels	15-20Kg standard barrel
Outlet of grease specification	G1/4 inner thread
Working temperature	-25°C ~ +80°C
Protection class	IP54
Electrical interface	DTP04-2P
Maximum displacement	1.2L/minute@pump element *6 0.48L/minute@pump element *3

Pneumatic Grease Filling Tool



The AOGP pneumatic pump adopts a modular design. It is compact, simple to install and operate, and suitable for greases up to NLGI 2#.

Technical Parameters

Cylinder piston stroke	63.5mm
Air consumption @ 7 bar	4.2L/ Cycle
Operating pressure of compressed air	2-7bar
Air inlet	1/4 NPTF female thread
Pressure ratio	50:1
Output pressure max.	350bar
Metering quantity max.	0.43L/Min@75 Cycle
Grease outlet	1/4 NPTF female thread
Operating temperature	-34°C ~ +93°C
Noise class	＜85dB（A）

Manually Operated Filling Tool



Technical Parameters

Volume	400cc
Special grease filling connector required	

Heavy-duty Grease Guns



Technical Parameters

Volume	400cc
Operating pressure max.	400bar

Applications of Centralized Lubrication Systems in Excavators













Applications of Centralized Lubrication Systems in Excavators












Applications of Centralized Lubrication Systems in Loaders









Applications of Centralized Lubrication Systems in Rotary Drills













Applications of Centralized Lubrication Systems in Lifting Machinery



















Applications of Centralized Lubrication Systems in Mining Machinery

















Applications of Centralized Lubrication Systems in Petroleum Equipment





Applications of Centralized Lubrication Systems in Mobile Screeners/Crushers











Applications of Paguld Lubrication Systems in Tunnel Boring Machines, Digging Anchor Machines and Three-arm Rock Drills



Applications of Centralized Lubrication Systems in Industrial Equipment



Paguld For Nation and World

Under the dome, the future is here.
Qingdao Paguld Intelligent Manufacturing Co., Ltd. always takes customer demand as the core, takes innovation as the driving force, makes fine and strong, and strives to become the world-class lubrication and hydraulic system manufacturer!

