

开平市众合机械制造有限公司
KAIPING ZHONGHE MACHINERY MANUFACTURING CO.LTD



联系人Attn:王和强
WhatsApp: 0086 13926911702/TEL:0086 7502889907
地址:广东省开平市翠山湖工业区环翠西路9号
网址:www.excavatorboomarm.com/www.excavatorrockbuckets.com
邮箱:13926911702@163.com

ZHONGHE

FOR EXCAVATOR

Customized
Extended
Qualified



COMPANY PROFILE

公司简介



开平市众合机械制造有限公司座落于美丽的广东省江门开平市翠山湖新区省一级工业园，是一家集研发、生产、销售一体化的企业。公司凭借专业的技术与设计研发，不断开发符合市场需求的高科技产品，始终站在行业的最前端。

公司目前有 100 多名员工，高级技术人才 30 名，目前具备年加工生产各类型臂的产量可达 600 套的规模。公司拥有 18000 多平方钢结构标准化厂房，大批高精度加工设备，如等离子、数控火焰切割机、先进铣边机、精准落地镗床、立式镗床、大型车床 / 钻床、大型抛丸处理车间、应力消除车间、大型卷板机、高纯度混合气体供气站等。

凭借多年来工程设备制造经验，自主研发、生产挖掘机加长臂、拉山臂、两段式伸缩臂、滑臂、三段式伸缩臂、三段式拆楼臂、岩石臂、隧道臂、液压振动锤、挖斗、打桩臂、抓木器、抓钢机、松土器等工程机械零配件，广泛应用在风化石破碎、地铁修建、林业砍伐、市政管道工程、河道清淤、楼房拆除、拉森钢板桩打拔、桩基工程、废铁回收等工程行业，产品行销 40 多个国家和地区。

公司拥有强大的技术研发团队，已获得 100 多项技术专利，处于行业领先地位。产品采用先进的 2D、3D 辅助设计，通过多方分析设计出更实用、高品质的产品。

“诚信是众合立足之本，品质是众合生存之道，市场是众合效益之源，创新是众合发展之魂，品牌是众合壮大之神。打造“众合”国际品牌，创新属具产业科技！”

广东省江门开平市众合机械制造有限公司愿于各界朋友携手共进，共创美好明天！



开平市众合机械制造有限公司

Kaiping Zhonghe Machinery Manufacturing Co., Ltd

Established in 2018, Kaiping Zhonghe Machinery Manufacturing Co., Ltd. is a combination of manufacturing and trading, specializing in customizing different kinds of excavator boom arms and attachments. Our products, including excavator long reach booms, demolition arms, 2-3 sections telescopic arms, tunnel arms, standard/rock buckets, grapples, and rippers, have been selling well in more than 40 countries and areas.


We are located in Cuishanhu New District, Kaiping City, Jiangmen City, Guangdong Province, China, and we boast a 18000 m² steel structure workshop with a large number of high precision processing equipment and a strong and cohesive team of over 100 experienced technical staff, 50 welding workers with over 7 years experience, 30 senior designers, and a high-tech R&D team(10+ years on customization, 100+ technical patents), strict production system (6+ years quality control and cost control) and warm-hearted service team. Our annual output of various types of excavator boom arms can reach up to 600 sets.

Kaiping Zhonghe Machinery Manufacturing Co., Ltd. are committed to providing our customers with products of the highest quality at a moderate price, with quick response and appropriate warranty. We strive to uphold our core principles of "Merit Quality, Sincerity Management, and Customer Satisfaction".

KAIPING ZHONGHE MACHINERY



CONTENTS



CE 证书
CE certificate



ISO9001
ISO9001



贝壳斗 CE
Clamshell bucket CE



700 钢 材质证明
LG700 steel material certificate



加长臂 CE
long reach arm CE



滑臂专利证书
Sliding arm patent certificate



两段式伸缩臂专利证书
Patent certificate for two-stage telescopic arm



三段伸缩臂 (钢丝绳款)	01
Three-section telescopic arm (Iron rope type)	
两段伸缩臂	02
Two-section telescopic arm	
滑臂	03
Sliding arm	
加长臂	04
Long reach boom arm	
打桩臂	05
Pile driving arm	
三段拆楼臂	06
Three-section demolition boom	
两段拆楼臂	07
Two-section demolition boom	
隧道臂	08
Tunnel arm	
重型岩石臂	09
Rock boom/arm/Ripper assembly	
抓料臂	10
Grabbing arm	
快速连接器	11
Excavator quick hitch	
倾斜快接	12
Tilt quick hitch	
松土器	12
Rock ripper	
耙斗	13
Root rake	
机械抓钢器 (2 款)	13
Mechanical grapple	
抓钢 / 石 / 木器	14
Hydraulic steel/rock/log grab	
收集夹	15
Sorting grab	

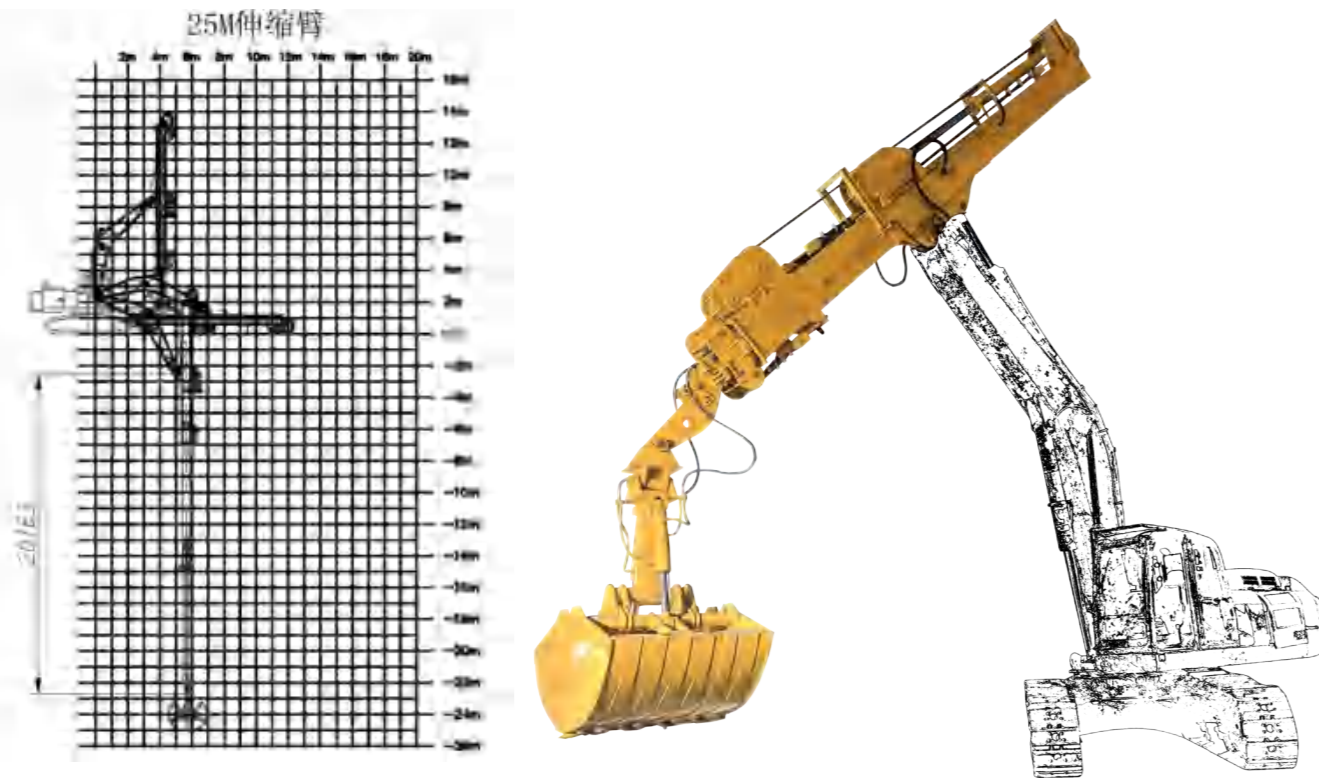
抓钳器 / 莲花抓	16
Orange peel grapple	
拇指斗	17
Thumb Bucket	
拇指夹	17
Hydraulic thumb	
倾斜斗	18
Tilt bucket	
清洁斗 / 沟渠斗	19
Ditch cleaning bucket	
岩石斗	19
bucket	
栅格斗	20
Skeleton bucket	
贝壳斗	20
Clamshell bucket	
粉碎钳	21
Hydraulic pulverizer	
高空液压剪	22
Multi crusher/Multi Shear	
单缸大力剪	23
Single cylinder shear	
双缸大力剪	24
Double cylinder shear	
破碎锤	Excavator breaker hammer
三角破碎锤	25
Hydraulic Triangular Hammer	
直角破碎锤	26
Top type hydraulic breaker	
静音破碎锤	26
Box type hydraulic breaker	
打桩机	27
Pile hammer	
压实轮	28
Compaction wheel	

三段伸缩臂 (钢丝绳款)

Three-section telescopic arm (Iron rope type)

该产品主要由固定体、滑动体、钢丝绳和伸缩油缸组成。通过改变滑动体数量来达到理想的作业半径和垂直挖深范围。一般配合贝型斗使用，行程长，可完成深坑挖掘作业比如抓土、抓沙、抓煤等。

This product mainly consists of a fixed body, sliding body, steel wire rope and a telescopic cylinder. By changing the number of sliding bodies, an ideal working radius and vertical excavation range can be achieved. Generally used in combination with a bucket, it can complete deep pit excavation tasks, such as grabbing soil, grabbing sand, grabbing coal, etc...




挖机 Excavator(ton)	最大深度 Max Depth(mm)(C)	有效长度 Effective Length(mm)(B)	斗容 Bucket Capacity(cbm)
6-10	10000	7600	0.2-0.3
11-15	14000	10500	0.4-0.6
20-30	16000	12500	0.8-1.5
30-35	20000	15500	1.3-1.66
30-35	25000	20500	1-1.4
40-45	25000	20500	1.8-2.5
40-45	30000	25100	1.4-2

两段伸缩臂

Two-section telescopic arm

该产品主要由固定体、滑动体和伸缩油缸组成。臂筒采用高强度 LG700 材质，内置伸缩油管，能够有效避免障碍物对于管路的损伤。它还具有负载伸缩功能，能越过部分障碍直接施工作业，一般携带挖斗使用，可完成深坑挖掘；也可配合贝壳斗用于抓土、抓沙、抓煤等。

This product is mainly composed of a fixed body, a sliding body and an telescopic cylinder. The arm is made of high-strength 700 material. Embedded hydraulic hoses can effectively prevent damage caused by obstacles. It also has a load-retracting function, which can work over some obstacles directly. It is generally used with a bucket to complete deep pit excavation; it can also be used with a shell bucket to grab soil, sand, coal, etc.



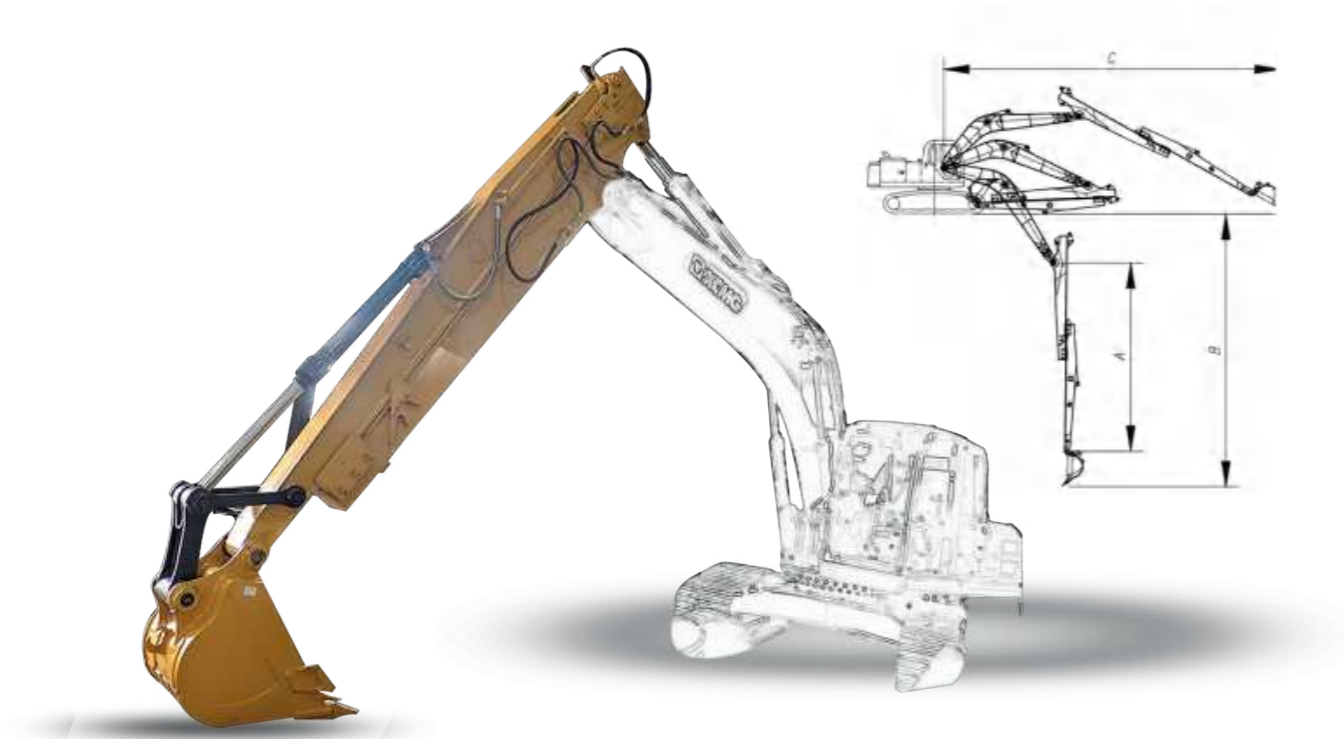
挖机 Excavator (ton)	最大深度 Max Depth (mm)(B)	有效长度 Effective Length (mm)(A)	斗容 Bucket Capacity (cbm)	油缸 Cylinder (ton)	配重 Counterweight (ton)
12-15	10000	8170	0.2	6	0
20-25	12000	8700	0.4	20	0
20-25	14000	10680	0.4	20	2T
30-35	16000	12080	0.6-0.8	22	1T

滑臂

Sliding arm

挖掘机滑臂是由上滑动臂与下固定臂两部分构成，通过伸缩缸的伸缩来推动上滑动体前后自由伸缩，适用于地铁、顶管、沉井的挖掘。首创的双限位设计，减少滑臂的运行振动，提升油缸的使用寿命；滑动装置由以前的滑轮设计更改为滑块设计，降低故障率，同时采用的耐磨橡胶滑块更加容易更换与维护。

The excavator sliding arm is composed of an upper sliding arm and a lower fixed arm. The upper sliding body is pushed forward and backward by the telescopic cylinder. It is suitable for excavation of subways, pipe jacking, and caissons. The original double limit design reduces the operating vibration of the sliding arm and extends the service life of the oil cylinder; The sliding device is changed from the previous pulley design to a slider design to reduce the failure rate. At the same time, the wear-resistant rubber slider is easier to replace and maintain.



挖机 Excavator (ton)	有效长度 Effective Length (mm)(A)	最大深度 Max Depth (mm)(B)	工作半径 Max Radius (mm)	斗容 Bucket Capacity (cbm)
12-15T	5700	8000	10400	0.2-0.3
20-25T	9150	10000	13000	0.4-0.7
20-25T	11000	12000	15200	0.4-0.7
30-35T	11000	12000	15800	0.6-0.9
40-45T	12100	16000	19200	0.8-1.3

加长臂

Long reach boom arm

两段式加长臂可以不改变原有挖掘机的安装方式和使用性能，却极大提高了作业范围。主要适用于土石方工程，深堑挖掘作业，河道清淤作业等。


优势：

1. 提供深度定制
2. 材料上乘：Q355B、Q690D 可选，大臂底座采用石墨铜套，宁波接头等
3. 大小臂夹角可达 163°，挖掘半径与高度更大
4. 加长臂焊后镗孔，精度媲美原装臂，精度更好，提高产品使用寿命！

Two-section long reach arms can increase the range of operations without altering the installation and performance of the original excavator. It is mainly applicable to earthwork projects, deep trench excavation operations, river dredging operations, etc.

Advantages:

1. Customization according to working conditions.
2. Q355B and Q690D materials are optional. Adopt a graphite alloy copper sleeve in boom base.
3. The opening angle of boom and arm can reach 163°, allowing for a greater excavating radius and height.
4. Long reach arm will boring after welding, the accuracy is high precision as the original arm to prolong its service life.



挖机 Excavator (ton)	总长 Total Length (mm)	大臂 Boom (mm)	小臂 Arm (mm)	工作半径 Max Radius (mm)	最大深度 Max Depth (mm)	最大卸载高度 Max Unload Height (mm)	最大挖掘高度 Max Height (mm)	斗容 Bucket Capacity (cbm)
11-15T	13000	7250	5750	11200	9000	7550	9350	0.15-0.3
20-25T	15400	8220	7180	14500	11300	10400	12600	0.4-0.6
20-30T	18000	10000	8000	17300	13000	11800	14000	0.4-0.7
35-40T	20000	11000	9000	19200	14900	12900	15200	0.6-1.2
40-45T	22000	12000	10000	21300	16000	14000	17000	0.5-1
40-50T	24000	13000	11000	23000	17900	15200	18100	0.5-1.1

打桩臂

Pile driving arm

打桩臂广泛应用于市政工程、三水(生活污水、工业废水、雨水)分流工程、地铁、路桥等项目。

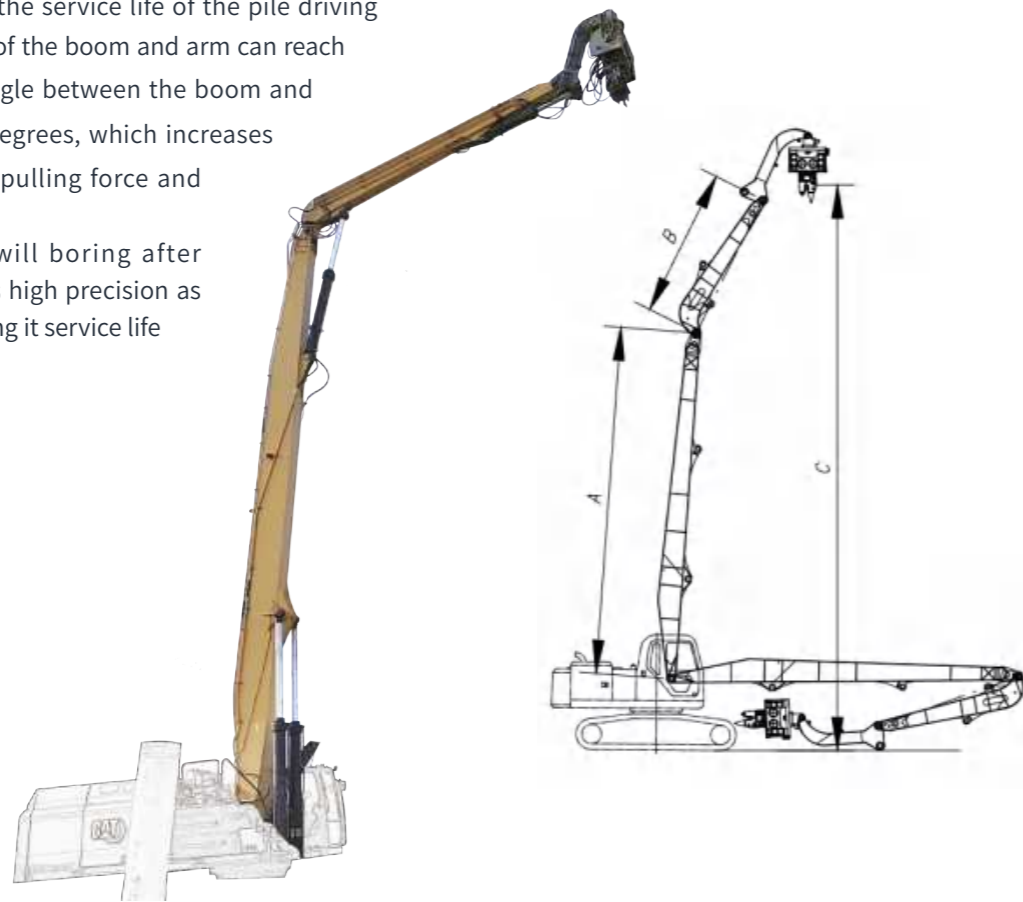
产品优势: 大小臂下盖板加厚, 箱体内部采用双向加固筋板设计, 小臂耳坐受力位置采用分段式加厚板材处理, 整体提升了打桩臂的使用寿命。大小臂的打开夹角可以达到 160 度, 大臂与底座夹角可以达到 88 度, 提升了整体的打拔力度和工作效率。

打桩臂焊后镗孔, 精度媲美原装臂, 精度更好, 提高产品使用寿命!

Pile driving arms are widely used in municipal engineering, three water(domestic sewage, industrial wastewater, rainwater) diversion engineering, subway, road and bridge projects.

Advantages: The thickness of the upper and bottom plate of the boom arm is increased, double reinforcing rib plates are used in the inner body, and the force bearing position of the arm ear is treated with segmented thickened plates, which overall increases the service life of the pile driving arm. The opening angle of the boom and arm can reach 160 degrees, and the angle between the boom and the base can reach 88 degrees, which increases the overall drilling and pulling force and working efficiency.

The pile driving arm will boring after welding , the accuracy is high precision as the original arm to prolong it service life



挖机 Excavator (ton)	总长 Total Length (mm)	大臂 Boom (mm)(A)	小臂 Arm (mm)(B)	打桩高度 Piling Height (mm)(C)	配重 Counterweight (ton)
30-36T	13800	10000	3800	15400	3T
30-36T	15000	10500	4500	17100	5T
40-45T	15800	11000	4800	17900	3T
40-45T	16800	11500	5300	18500	5T-6T
45-50T	19000	12500	6500	21000	6T-7T

三段拆楼臂


Three-section demolition boom

三段拆楼臂在两段拆楼臂的基础上增加了一节中臂, 增加了作业安全距离, 通常配备破碎锤或者液压剪来进行高层建筑拆除工程。

拆楼臂焊后镗孔, 精度媲美原装臂, 精度更好, 提高产品使用寿命!

A high reach demolition boom adds a middle arm to the two-section demolition boom, increasing the working safety distance. It typically equipped with a breaker hammer or a hydraulic shear for high building demolition projects.

High reach deomolition arm will boring after welding , the accuracy is high precision as the original arm to prolong it service life



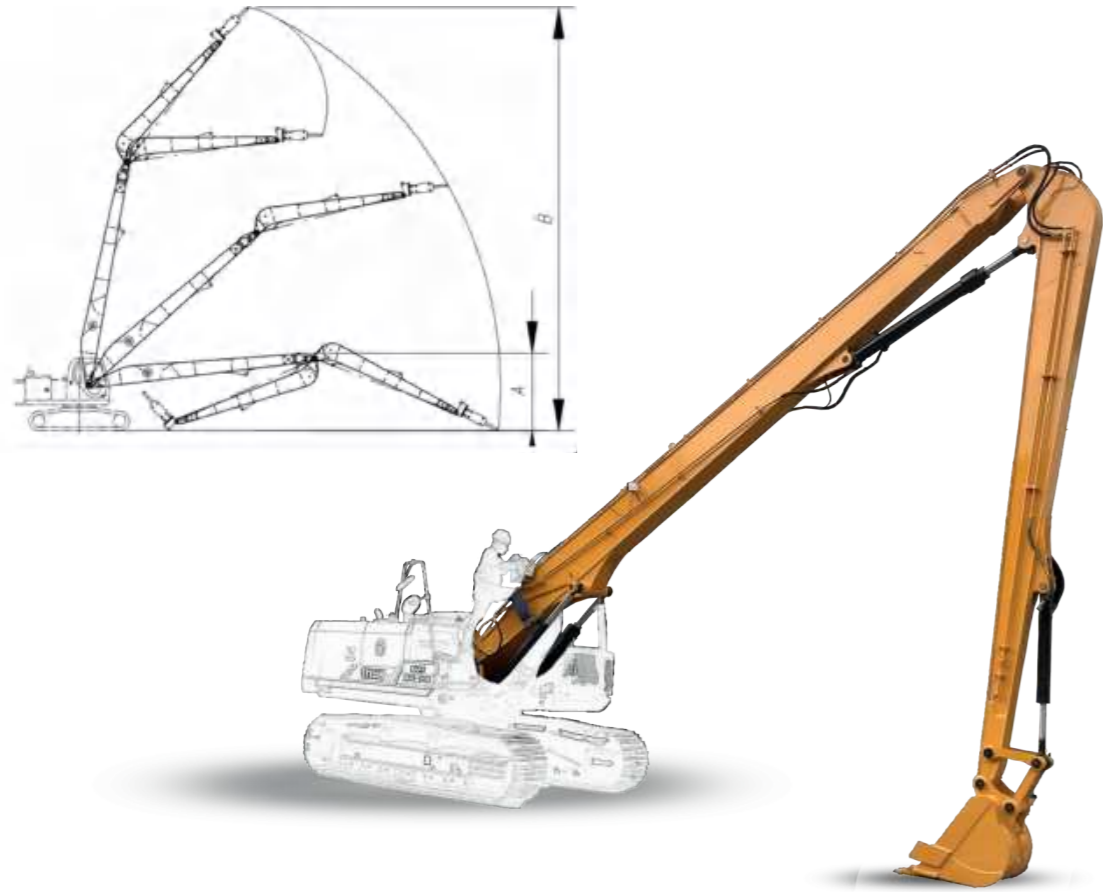
挖机 Excavator (ton)	总长 Total Length (mm)	运输高度 Transport Height (mm)(A)	最大举升高度 Max Lift Height (mm)(B)	液压剪限重 Limit weight of hydraulic shear(kg)	油缸 Cylinder (Ton)	配重 Counterweight (Ton)
25T	16000	3160	14900	2000	20T	4T
30T	18000	3300	17000	2000	20T	4.5T
35T	20000	3300	19000	2000	20T	4.5T
40T	22000	3400	21050	2000	20T	5T
45T	24000	3400	23100	2000	20T	5T

两段拆楼臂

Two-section demolition boom

两段拆楼臂通常配备破碎锤或者液压剪来进行高层建筑拆除工程，它与加长臂的不同在于大臂笔直，以达到更高的作业高度。

Two-section demolition boom is typically equipped with a demolition hammer or hydraulic shears for high building demolition projects. It differs from the long arm in that the boom is straight, allowing for a greater operating height.



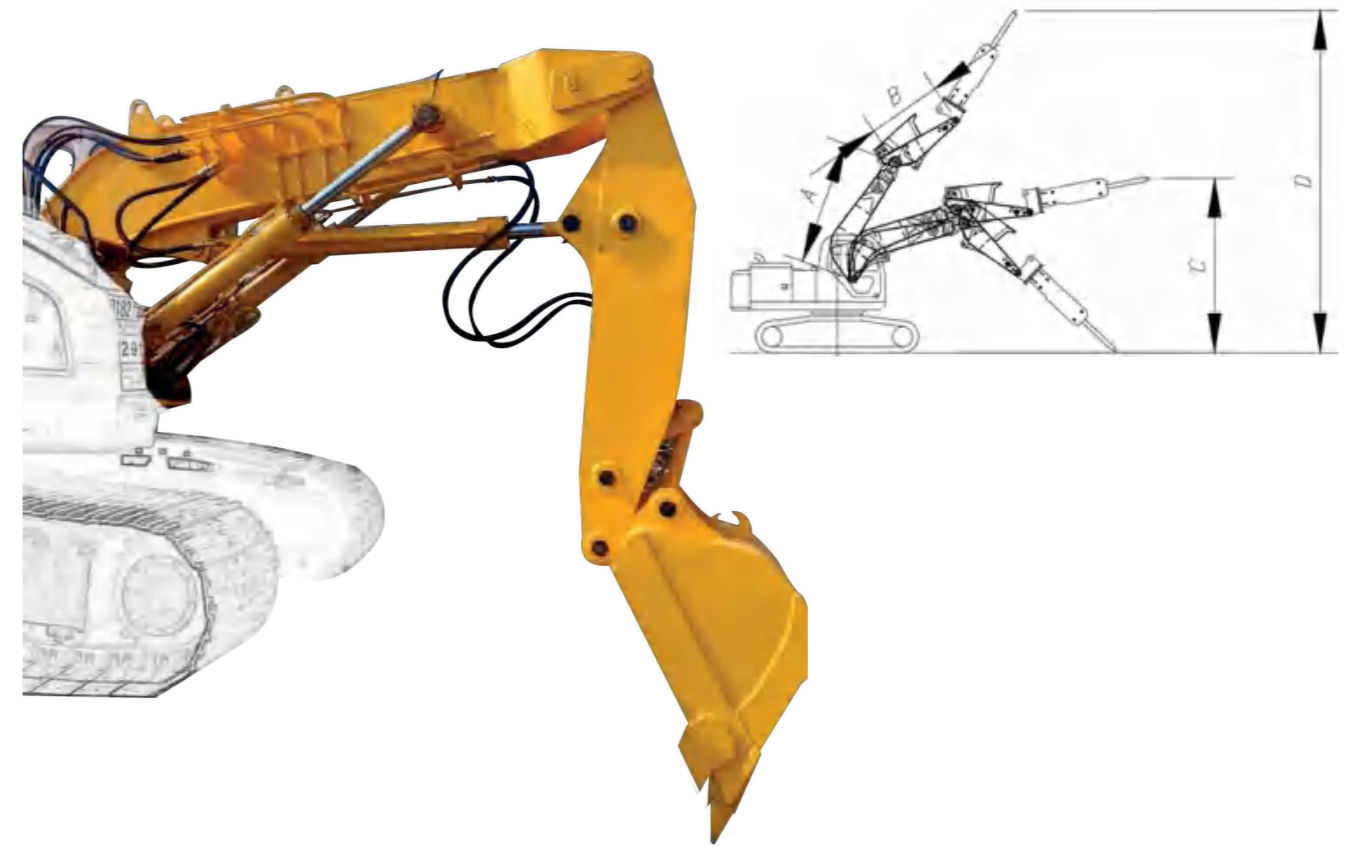
挖机 Excavator (ton)	总长 Total Length (mm)	运输高度 Transport Height (mm)(A)	最大举升高度 Max Lift Height (mm)(B)	破碎锤 Hammer Drill Rod (mm)	油缸 Cylinder (ton)	配重 Counterweight (ton)
6-8	8000	2800	9100	50	6	1
6-8	10000	3000	11000	50	6	1.5-2
10-16	12000	3000	13200	68	12	1-2
20-24	15000	3300	16300	100	20	1-2
25-28	18000	3400	19500	100	20	-
30-36	20000	3400	21600	100	22	2
40-45	22000	3400	23800	100	22	-
45-50	24000	3400	26000	100	22	-

隧道臂

Tunnel arm

隧道臂又称缩短臂，适用于隧道或其他狭隘工况。隧道臂可携带比标准臂大一个型号的破碎锤，增加工作效率。小臂灌入铁砂增重，能够更有力地压住破碎锤减少反弹。下置斗杆油缸，减少油缸的损伤及故障。

Tunnel arm, also known as shorted arm, is suitable for tunneling or other confined work conditions. Tunnel arm can carry a larger model of breaker than the standard arm, increasing work efficiency. The front arm is filled with iron sand, which can hold the breaker more firmly and reduce rebound. The bucket cylinder is placed below to reduce damage.



挖机 Excavator (ton)	总长 Total Length (mm)	大臂 Boom (mm)	小臂 Arm (mm)	最大挖掘高度 Max Height (mm)	最大挖掘深度 Max Depth (mm)(D)
20-25T	13000	3200	1900	4500	8500
30-36T	15400	4200	1900	5000	10500
40-45T	18000	4500	1900	5000	11000

重型岩石臂

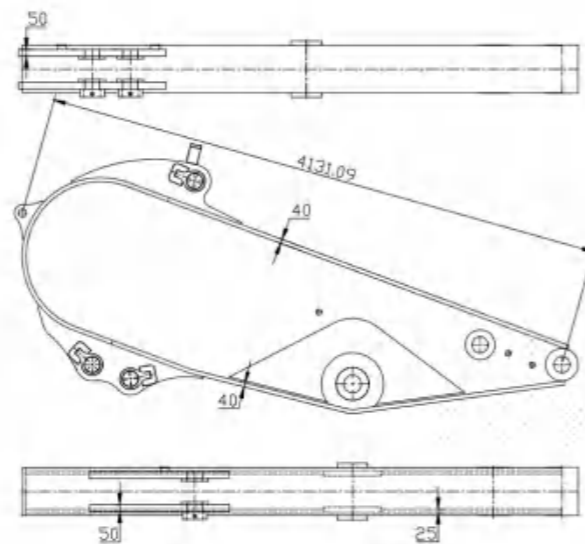
Rock boom/arm/Ripper assembly

重型岩石臂是一种新型环保产品，将逐步取代老式爆破产品。通过增加大小臂重量以及配套的大功率挖掘机的自身重力，直接凿岩松石，完成一般设备无法力及的施工项目。该设备结构牢固、操作简单、工作效率突出，是挖掘风化石、冻土的好工具。

岩石臂焊后镗孔，精度媲美原装臂，精度更好，提高产品使用寿命！

Heavy rock arm is a new type of environmental friendly product which will gradually replace the old-fashioned blasting products. By increasing the weight of the boom arm and the self-gravity of the excavator, it can directly drill rocks. This equipment is characterized by its strong structure, simple operation and outstanding work efficiency, making it a great tool for mining weathering rocks and frozen soils.

Heavy duty rock arm will be bored after welding. By doing so, the accuracy is high as the original arm to prolong its service life.

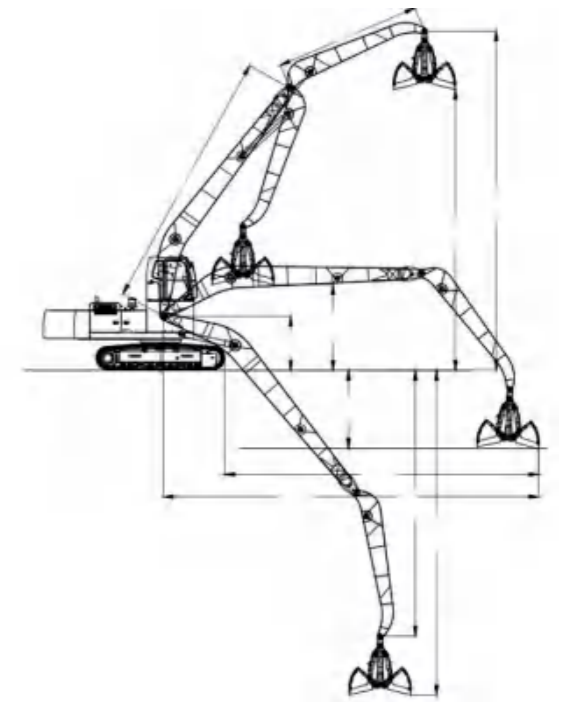


抓料臂

Grabbing arm

抓钢(料)机是一种多用途高效物料处理设备，被广泛用于各大钢厂、港口、堆场、企业仓储中心等场所，完成废钢、散杂货的装卸、堆垛作业，还可进行物料抓取、吊装、切割等作业。

Grasping steel (material) machine is a kind of multi-purpose and efficient material handling equipment, which is widely used in major steel mills, ports, yards, enterprise storage centers and other places to complete the loading and unloading and stacking of scrap steel and bulk cargo, and can also carry out material grasping, lifting, cutting and other operations.



挖掘机 (吨位) Excavator (Ton)	臂架配置 Boom configuration	最大作业半 径 Maximum operating radius	最大作业高度 Maximum operating height	最大作业深度 Maximum operating depth	最大半径处理理论载荷 (含抓具) Theoretical load at maximum radius (Including Gripper)
37 Ton	11M	10.5m	12m	-1.5m	5.9t
37 Ton	14M	13.5m	15m	-3m	4.1t
48 Ton	18m	18m	18m	-7m	5.6t
48 Ton	20m	19.5m	20m	-7.5m	6.1t
48 Ton	22m	21m	19.5m	-9m	5.8t

快速连接器

Excavator quick hitch

主要分为两种，一种是普通快接，另一种是倾斜快接。

主要特点：采用 Q355B 锰板钢材，强度高、耐腐蚀；

销轴采用 42CrMo 合金钢，强度高、韧性好；

油缸采用珩磨管，进口 HALLITE 油封，工作周期短、寿命长；

活动虎口卡簧圆盘保护设计，安全销加粗设计，安全可靠。

There are two types, one is common quick hitch, another one is tilt quick hitch.

Features:

1. Adopt Q355B manganese steel plate, which is featured of high strength and corrosion resistance.
2. The pin is made of 42CrMo alloy steel, which has high strength and good toughness.
3. The cylinder adopts honing tube, imported HALLITE seal, with short working cycle and long service life.
4. The active tiger spring discs protection design and reinforced safety pin ensure safety and reliability.



Item/Model 项目 / 型号	Unit 单位	ZHMINI	ZH45	ZH50/55	ZH60/65	ZH70/80	ZH90	ZH100/110
Suitable Excavator 适用挖掘机	ton	1.5-4	4-7	5-8	9-19	17-23	23-30	33-45
Pin to Pin Center Distance 轴中心距	mm	80-150	230-270	290-360	380-420	460-480	473-540	550-620
Forearm Open Width 小臂开档	mm	80-140	155-170	180-200	232-315	306-340	375-411	416-469
Retractable Distance of Oil Cylinder 油缸伸缩距离	mm	170-206	205-275	340-450	340-486	256-390	413-590	520-590
Top to Bottom Pin Distance 上下轴之间距离	mm	159	195	195	220	275	300	360
Pin Diameter 轴直径	mm	25-40	45-50	50-55	60-70	70-80	80-90	90-120
Working Pressure 工作压力	bar	32-40	32-40	32-40	32-40	32-40	32-40	32-40
Working Flow 工作流量	lpm	10-20	10-20	10-20	10-20	10-20	10-20	10-20

倾斜快接

Tilt quick hitch



Excavator Model(ton) 挖掘机型号	G.W.(kg) 总重	Hydraulic Oil Flow Rate(L/min) 液压油流量	Work Pressure(bar) 工作压力	Bucket Capacity(cbm) 挖斗容量
6	450	10-20	30-210	0.4
12	750	10-20	30-210	0.6
20	950	10-20	30-210	0.8
30	1200	10-20	30-210	1.4

松土器

Rock ripper

松土器分为单齿与多齿，它的切入能力强，挖掘力集中，斗齿更换方便，同时有效保护松土器主体，延长使用寿命，能够有效的挖掘硬土、风化岩、碎石，方便挖斗的装卸。

Excavator rock ripper has two types, one is single-toothed type, another is multi-toothed type. It has concentrated digging power with easy bucket teeth replacement. What's more, the design ensures that the main body is effectively protected and has longer life-span. Rock ripper has super power in digging hard earth, weathering rock and gravel. Breaking large stones into crushed stones can facilitate the loading and unloading of bucket.

Model (ton) 型号	Weight(kgs) 重量	Thickness(mm) 厚度
3-5	260	50
6-10	380	60
11-16	450	80
17-20	510	100
21-24	600	100
25-30	700	100
31-35	820	100
36-40	870	100
41-45	920	100
46-50	970	100



耙斗

Root rake

耙斗一般较宽，有 5-8 个齿，可根据工况选择是否带斗齿。主要适用于矿山工程、水利工程的清理作业。

Rakes usually have a wide frame and 5-8 teeth, which can be chosen with or without teeth depending on the working conditions. It is mainly used for cleaning up in mining and water conservancy projects.



Excavator Model(ton) 挖掘机型号	G.W.(kg) 总重	Hydraulic Oil Flow Rate (L/min) 液压油流量	Work Pressure(bar) 工作压力	Tooth Quantity 齿数量
6	480	10-20	30-210	5
12	530	10-20	30-210	6
20	720	10-20	30-210	7
30	800	10-20	30-210	7
40	950	10-20	30-210	8

机械抓钢器 (2 款)

Mechanical grapple

- 主板增加筋板加固，齿尖采用耐磨块，延长使用寿命；
- 加厚 45# 钢管，承受更大的作用力；
- 置防滑块增加工作效率。
- The main board is reinforced with many ribs, and the teeth are made of wear-resistant blocks to extend its service life.
- Adopt robust 45# Cr pin, bearing greater forces.
- Anti-skid blocks are built-in to increase efficiency.

A 款要用 H 连杆，受力均匀。

Type A should use H connecting rod, evenly stressed

B 款无需 H 连杆，直接连接铲斗油缸，力量大。

B type does not need the H connecting rod, and is directly connected to the bucket cylinder, which has a large force.



Excavator(ton) 挖掘机	Finger(s) 指数	Volumn(cbm) 体积	Weight(kgs) 重量
10-12T	4	0.5	820
15-18T	4	0.7	1000
20-24T	5	1	1200
25-28T	5	1.2	1500
30-35T	5	1.5	2000
36-40T	5	1.8	2600
40-45T	5	2	3200

抓钢 / 石 / 木器

Hydraulic steel/rock/log grab

适用对象：简易松土、清理杂物、装卸等作业。

主要特点：采用 NM400 钢材，质量轻、耐磨；销轴采用 42CRMO 合金钢，内置油道，强度高、韧性好；采用瑞士进口旋转马达；使用立式铰车马达旋转系统，360° 旋转，具有车制动功能；油缸采用珩磨管，进口 HALLITE 油封，工作周期短、寿命长；抓齿采用锰钼合金材料，经久耐用。

Applicable objects: simple soil losning. cleaning debris, loading and unloading.

Main features: Made of NM400 steel, lightweight and wear-resistant; The pin is made of 42CRMO alloy steel with an internal oil passage, which has high strength and good toughness;

Adopting Swiss imported rotary motors; Using a vertical car motor rotation system, rotating 360°, with car braking function; The oil cylinder adopts honing tube and imported HALLITE oil seal, which has a short working cycle and longer service life; The gripper teeth are made of manganese molybdenum alloy material, which is durable and long-lasting.



Item/Model 项目 / 型号	Suitable Excavator (ton) 适合的挖掘机	Weight(kg) 重量	Max Jaw Opening (mm) 最大钳口张开度	Working Pressure (bar) 工作压力	Set Up Pressure (bar) 设定压力	Working Flow (lpm) 工作流量	Cylinder Volume (Ton) 气缸容积
ZHSR02A	4-0	360	1200	110-140	170	30-55	4.0*2
ZHSR04A	7-11	440	1400	120-160	180	50-100	4.5*2
ZHSR06A	12-18	900	1600	150-170	190	90-110	8.0*2
ZHSR08A	12-16	1850	2100	160-180	200	100-140	9.7*2
ZHSR10A	17-23	2130	2500	160-180	210	130-170	12*2
ZHSR14A	24-30	2600	2800	180-200	250	200-250	12*2

收集夹

Sorting grab

适用对象：各种大型、散装物料装卸或搬运作业。

主要特点：采用 Q345 锰板钢材，强度高、耐腐蚀；销轴采用 42CRMO 合金钢，内置油道，强度高、韧性好；采用瑞士进口旋转马达；油缸采用珩磨管，进口 HALLITE 油封，工作周期短、寿命长。

Applicable for: Handling operations involving the loading, unloading, and transporting of various large-scale bulk materials.

Key Features: Constructed with Q345 manganese plate steel for exceptional strength and corrosion resistance.

Robust Pin Material: The pin is made from 42CrMo alloy steel, featuring a built-in oil passage for enhanced strength and excellent toughness.

Swiss-imported Rotary Motor: The rotary motor is imported from Switzerland, ensuring reliable performance.

Superior Cylinder Design: The cylinder incorporates a honing tube and utilizes imported HALLITE oil seals, resulting in shortened working cycles and extended lifespan.



Item/Model 项目 / 型号	Suitable Excavator(ton) 适用挖掘机	Weight(kg) 重量	Max Jaw Opening(mm) 开口尺寸	Working Pressure(bar) 工作压力	Set Up Pressure(bar) 设定压力	Working Flow(lpm) 工作流量	Cylinder volume(ton) 油缸容量
ZHSR02A	4-6	360	1200	110-140	170	30-55	4.0*2
ZHSR04A	7-11	440	1400	120-160	180	50-100	4.5*2
ZHSR06A	12-16	900	1600	150-170	190	90-110	8.0*2
ZHSR08A	17-23	1850	2100	160-180	200	100-140	9.7*2
ZHSR10A	24-30	2130	2500	160-180	210	130-170	12*2
ZHSR14A	31-40	2600	2800	180-200	250	200-250	12*2

抓钳器 / 莲花抓

Orange peel grapple

适用对象：散装石料、钢材、木料等物料的装卸、搬运作业。

主要特点：采用 NM500 钢材，质量轻、耐磨；销轴采用 42CRMO 合金钢，内置油道强度高、韧性好；采用瑞士进口旋转马达，使用立式车马达旋转系统，360°旋转，具有车制动功能；油缸采用珩磨管，进口 HALLITE 油封，工作周期短、寿命长。

Applicable for:

This equipment is designed for efficient loading, unloading, and handling of bulk materials such as stone, steel, wood, and other materials. It boasts the following prominent features:

Sturdy Construction: The equipment is built with a shed made of NM500, ensuring a lightweight design without compromising wear resistance.

Robust Pin Material: The pin is crafted from 42CrMo alloy steel and incorporates a built-in oil passage. This design enhances its strength and toughness.

Swiss-imported Rotary Motor: The equipment is equipped with a rotary motor sourced from Switzerland. It features a vertical cart motor rotation system, enabling 360-degree rotation and includes a cart brake function.

Superior Cylinder Design: The cylinder adopts a honing tube and employs imported HALLITE oil seals, resulting in a shorter working cycle and a longer operational lifespan.



Item/ Model	Suitable Excavator (ton)	Weight (kg)	Operating Capacity (m ³)	A (mm)	B (mm)	C (mm)	H (mm)	H1 (mm)	Driving Pressure (bar)	Driving Flow (lpm)	Rotating Motor Set Up Pressure (bar)	Rotating Motor Flow (lpm)	Rotating Motor Frequency (r/min)
ZHSG04	6-12	470	0.60	1730	960	595	1350	1570	300	180-230	120	30	16-18
ZHSG06	12-18	1050	0.60	2175	1200	745	1700	1970	300	180-230	120	30	16-18
ZHSG08	18-25	1370	0.80	2700	1500	935	2100	2400	300	200-250	120	30	16-18
ZHSG10	25-32	1700	1.00	3300	1880	1160	2650	3080	300	250-300	120	30	16-18

拇指斗

Thumb Bucket

主要用途：该产品主要用于抓取和挖掘，在挖掘机铲斗的基础上增加了抓取功能。它通常用于抓取石头、木材、铁和垃圾。

材质选择：所有部件均采用 Q355B 材质加工生产。

优点说明：在液压缸位置采用液压单向阀，保证液压缸保持在原位，从而保证产品的安全。

Main Purpose: This product is primarily used for grabbing and excavating, with the addition of a gripping function based on the excavator bucket. It is commonly used for grabbing stones, wood, iron, and garbage.

Material Selection: Q355B material is used for processing and production of all components.

Advantage Explanation: Adopt a hydraulic check valve at the position of the hydraulic cylinder to ensure that the cylinder remains in place, thereby ensuring the safety of the product.



Item/Model 项目 / 型号	Suitable Excavator (ton) 挖掘机型号	Weight(kg) 重量	Max Jaw Opening (mm) 开口尺寸	Working Pressure (bar) 工作压力	Set Up Pressure(bar) 设定压力	Working Flow(lpm) 工作流量	Cylinder Volume(Ton) 油缸容量
ZHCB02	2-3	180	818	100-130	150	25-40	4.0
ZHCB03	4-6	360	1150	110-140	170	30-55	5.4
ZHCB04	7-11	520	1380	120-160	180	50-100	5.4
ZHCB06	12-16	840	1550	150-170	190	90-110	8.2
ZHCB08	17-23	1430	2220	160-180	200	100-140	10.0
ZHCB10	24-30	1860	2235	160-180	210	130-170	12.0

拇指夹

Hydraulic thumb

适用对象：物料抓取辅助作业。

主要特点：采用 Q345 锰板钢材，强度高、耐腐蚀；

油缸采用珩磨管，进口 HALLITE 油封，工作周期短、寿命长。

Applicable object: auxiliary operation for material grabbing.

Main features: using Q345 manganese plate steel, high strength and corrosion resistance;

The oil cylinder adopts honing tube, imported HALLITE oil seal, short working cycle and long life.



Item/Model 项目 / 型号	Suitable Excavator (ton) 适用挖掘机	Length(mm) 长度	Width(mm) 宽度	Height(mm) 高度	Working Pressure(bar) 工作压力	Working Flow(lpm) 工作流量
ZHPT02	4-6	500-800	300-600	600-300	110-140	35-55
ZHPT04	7-11	800-1300	400-800	200-280	120-160	50-100
ZHPT06	12-16	900-1500	500-1000	250-380	150-170	90-110
ZHPT08	17-23	1000-2000	600-130	260-400	160-180	100-140

倾斜斗

Tilt bucket

◆可倾动铲斗可改变挖掘机铲斗的倾角，无需改变挖掘机位置即可进行作业，减少机械磨损和油耗，提高工作效率。

◆采用高强度材料，适用于 4~30 吨各种机型。

◆倾斜角度为 0-45 度，如需更大倾斜角度可定制。

◆20 吨位以上的挖掘机倾斜斗为双油缸设计，20 吨位以下的则为单油缸设计

◆ The tilting bucket can change the inclination angle of the excavator bucket, and the operation can be carried out without changing the position of the excavator, reducing mechanical wear and oil consumption, and improving work efficiency.

◆ Using high-strength materials, it is suitable for various models of 4~30 tons.

◆ The tilting angle is 0-45 degrees, it can be customized if a larger tilting angle is needed.

◆ Double cylinder tilt bucket for 20+ ton excavator, single cylinder tilt bucket for below 20 tons excavator.



Excavator Model(ton) 挖掘机型号	G.W.(kg) 总重	Hydraulic Oil Flow Rate(L/min) 液压油流量	Work Pressure(bar) 工作压力	Bucket Capacity(cbm) 挖斗容量
6	450	10-20	30-210	0.4
12	750	10-20	30-210	0.6
20	950	10-20	30-210	0.8
30	1200	10-20	30-210	1.4

清洁斗 / 沟渠斗

Ditch cleaning bucket

该产品具有宽大的铲面，可以轻松清理垃圾，挖掘沟渠、也可用于平整沟渠底部，从而更容易铺设管道。

This product has a wide scoop, making it easy to clean up rubbish, dig trenches and even level the bottom of trenches for easier pipe laying.



Excavator Model(ton) 挖掘机型号	G.W.(kg) 总重	Hydraulic Oil Flow Rate(L/min) 液压油流量	Work Pressure(bar) 工作压力	Bucket Capacity(cbm) 挖斗容量
6	450	10-20	30-210	0.4
12	750	10-20	30-210	0.6
20	950	10-20	30-210	0.8
30	1200	10-20	30-210	1.4

岩石斗

Bucket

我司可根据客户要求和工况，利用 2D、3D 电脑软件设计和模拟，解决应力问题，生产各类品牌挖掘机的挖斗。材料 Q355B、NM400、Hardox500 可选，挖斗的宽度、深度、开口角度、颜色等均可定制，规格从 0.1m³-12m³ 不等。

Our company can design and simulate by using 2D and 3D computer software according to the customer's requirements and working conditions to solve the stress problem and produce buckets of various brands of excavator. Materials such as Q355B, NM400, and Hardox500 are available, and the width, depth, opening angle, color, etc. of the bucket can be customized, with specifications ranging from 0.1m³-12m³.



栅格斗

Skeleton bucket

设计上与标准斗相似，但其底部为筛网状，底部深，容积大。适用于分离较松散的土和杂质，清理河道等，挖掘和分离工作一次性完成。

The design is similar to the standard bucket, but the bottom is screen-shaped, deep bottom and large volume. It is suitable for separating loose soil and impurities, cleaning rivers, etc. Excavation and separation are done in one go.



Excavator Model(ton) 挖斗型号	G.W.(kg) 总重	Hydraulic Oil Flow Rate(L/min) 液压油流量	Work Pressure(bar) 工作压力	Bucket Capacity(cbm) 挖斗容量
6	450	10-20	30-210	0.4
12	750	10-20	30-210	0.6
20	950	10-20	30-210	0.8
30	1200	10-20	30-210	1.4

贝壳斗

Clamshell bucket

贝壳斗开口向下，容量大，允许一次装载较大容量的物料，一般用于装卸肥料、沙土等。

The clamshell bucket opens downward and has a large capacity, which allows a large amount of material to be loaded at one time. It is generally used for loading and unloading fertilizers, sand, other materials.



Item/Model 项目 / 型号	Suitable Excavator (ton) 适用挖掘机	Weight(kg) 重量	Opening(mm) 开口	Working Pressure (bar) 工作压力	Set Up Pressure (bar) 设定压力	Working Flow (lpm) 工作流量
ZHCS04	7-11	800	1000	180	250	190
ZHCS06	12-18	1200	1500	210	290	210
ZHCS08	18-25	2000	2200	250	320	220
ZHCS10	26-35	2300	2300	250	340	240

粉碎钳

Hydraulic pulverizer

适用对象：分离钢筋混凝土等破拆作业。

主要特点：采用瑞典 HARDOX500 钢材，质量轻、耐磨；销轴采用 42CRMO 合金钢，强度高、韧性好；旋转式采用瑞士进口旋转马达；油缸采用珩磨管，进口 HALLITE 油封，寿命长；刀块采用耐磨合金钢，抗高温、耐变形。


Applicable objects: Demolition operations such as separating reinforced concrete.

Main features: Made of Swedish Hardox 500 steel, lightweight and wear-resistant. The pin is made of 42CrMo alloy steel with high strength and toughness;

Rotary type uses Swiss imported rotary motor;

Oil cylinder adopts honing tube, imported HALLITE oil seal, long life;

The knife block is made of wear-resistant alloy steel, which is resistant to high temperature and deformation.



Item/Model 项目/型号	Suitable Excavator (ton) 适用挖掘机	Weight(kg) 重量	Opening(mm) 开口	Blade Length (mm) 刀片长度	Height(mm) 高度	Width(mm) 宽度	Crushing Force (ton) 粉碎力	Rated Pressure (bar) 额定压力	Rated Flow (lpm) 额定流量	Working Pressure (bar) 工作压力	Rotating Motor Pressure(bar) 旋转马达压力	Rotating Motor Flow(lpm) 旋转马达流量
ZHH80M	4-8	400	410	130	1310	388	40	260	140-160	240	—	—
ZHH180D	9-16	800	570	130	1520	600	65	280	180-200	260	—	—
ZHH280D	18-30	1600	810	230	2320	700	95	300	220-260	280	—	—
ZHH380D	32-40	2100	910	230	2420	800	120	320	220-280	300	—	—
ZHH280C	18-30	1600	880	170	2440	500	95	300	220-260	280	—	—
ZHH180X	9-16	1100	570	130	1820	600	65	280	180-200	260	90	30-50
ZHH280X	18-30	1900	810	230	2650	700	95	300	220-260	280	120	40-60
ZHH380X	32-40	2500	910	230	2760	800	120	320	220-280	300	120	45-70
ZHH280E	18-30	1600	880	170	2440	500	95	300	220-260	280	120	40-60

高空液压剪

Multi crusher/Multi Shear

适用对象：楼房拆除、钢材剪切等破碎、剪切作业。主要特点：采用瑞典 HARDOX500 钢材，质量轻、耐磨；销轴采用 42CRMO 合金钢，强度高、韧性好；旋转马达采用瑞士进口马达，全角度旋转；油缸采用珩磨管，进口 HALLITE 油封，工作周期短、寿命长；刀块采用耐磨合金钢，抗高温、耐变形。

Applicable for: Building demolition, steel cutting and other crushing and cutting operations.

Main features Including: Use Sweden HARDOX500 steel material, light weight. Wear-resistant; Pin adopts 42CRMO alloy steel, built-in oil passage, all of them make it high strength and good toughness; The rotary motor imported from Switzerland and it is full Angle rotation; The cylinder adopts honing pipe, imported HALLITE oil seal and short working cycle to prolong its life time; The cutter block is made of wear-resistant alloy steel, resistant to high temperature and deformation.



Item/Model 项目/型号	Suitable Excavator (ton) 适用挖掘机	Weight(kg) 重量	Opening (mm) 开口	Blade Length (mm) 刀片长度	Height (mm) 高度	Width(mm) 宽度	Crushing Force (ton) 粉碎力	Cutting Force (ton) 切削力	Driving Pressure (bar) 驱动压力	Driving Flow (lpm) 驱动流量	Cycle Time Open(sec) 循环时间打 开	Cycle Time Close(sec) 循环时间关 闭
ZHMS10	0.8-1.5	135	290	100	1000	660	20	22	180	—	—	—
ZHMS20	1.5-3.0	210	350	100	1055	690	22.5	26	210	—	—	—
ZHMS40	4-9	400	440	120	1330	770	50	55	260	—	—	—
ZH80V	6-10	360	390	100	1280	850	20	50	250	180	2.1	2.7
ZH180V	12-18	1280	650	150	1890	1285	80	165	300	230	2.9	2.7
ZH280V	20-30	1600	730	180	2010	1350	100	210	300	240	2.9	2.7
ZH380V	26-35	2000	810	180	2120	1500	120	260	300	240	2.9	2.7

单缸大力剪


Single cylinder shear

适用对象：摩托车、面包车、农用机具、轮胎毂分离等交通工具的解体，废钢料进行压缩减容，其他楼房拆除、钢材剪切等破碎、剪切作业。

主要特点：采用瑞典 HARDOX500 钢材，质量轻，耐磨；销轴采用 42CRMO 合金钢，内置油道，强度高、韧性好；旋转马达采用瑞士进口马达，全角度旋转；油缸采用珩磨管，进口 NOK 油封，工作周期短、寿命长；刀块采用耐磨合金钢，抗高温、耐变形。

Applicable for: Vehicles disintegration such as motorcycles, vans, agricultural machinery, tire hub separation and demolition of other buildings, steel shear and other crushing and shearing operations.

Main features: Use Sweden HARDOX500 steel material, which is light weight and wear-resistant; Pin adopts 42CRMO alloy steel and built-in oil passage to make it high strength and good toughness; Rotary motor imported from Switzerland, which is full angle rotation; The cylinder adopts honing pipe and imported NOK oil seal, it short working cycle to prolong sever life; The cutter block is made of wear-resistant alloy steel, resistant to high temperature and deformation.



Item/Model 项目 / 型号	Suitable Excavator (ton) 适用挖掘机	Weight(kg) 重量	Opening(mm) 开口	Blade Length (mm) 刀片长度	Driving Pressure (bar) 驱动压力	Driving Flow (lpm) 驱动流量	Cutting Force (Ton) 切削力
ZHS50	3-5	200	250	4*120	200	40-60	30
ZHS80	6-10	365	376	6*110	250	80-150	80
ZHS180	12-18	1000	480	6*140	300	150-200	150
ZHS280	22-27	2000	600	2*210	340	200-250	240
ZHS380	28-36	3020	650	2*210	340	250-300	300

双缸大力剪

Double cylinder shear

适用对象：钢架结构和汽车大梁的切割及破碎，废旧汽车、废旧金属制品的拆解工作。


主要特点：采用双油缸和同步机构，强大剪切力与轻重量的组合；旋转马达采用瑞士进口马达，全角度旋转；油缸采用珩磨管，进口 NOK 油封，工作周期短、寿命长；刀块采用耐磨合金钢，抗高温、耐变形。

Applicable objects: cutting and crushing of steelframe structures and automobile beams, dismantling of scrap automobiles and scrap metal products.

Main features: Double oil cylinders and synchronization mechanism are adopted, combining strong shearing force and light weight. The rotating motor adopts the Swiss imported motor, which rotates in full angle;

The oil cylinder adopts honing tube and imported NOK oil seal, short working cycle and long life;

The knife block is made of wear-resistant alloy steel, which is resistant to high temperature and deformation.



Item/Model 项目 / 型号	Suitable Excavator (ton) 适用挖掘机	Weight(kg) 重量	Blade Length (mm) 刀片长度	Working Pressure (bar) 工作压力	Length(mm) 长度	Opening(mm) 开口	Cut Depth(mm) 切割深度	Shear Force (kn) 剪切力
ZHD280	22-27	2650	400+260	320	2380	855	685	1360
ZHD380	28-36	3850	350+360	330	2700	780	650	2940
ZHD480	37-45	4540	350+360	330	3655	780	650	2940

三角破碎锤

Hydraulic Triangular Hammer



Item/Model 项目 / 型号	Weight(kg) 重量	Length(mm) 长度	Pressure(bar) 压力	Flow(lpm) 流量	Rate(bmp) 频率	Hose(inch) 软管直径	Chisel(mm) 钎杆直径	Suit(ton) 适配
ZHB100S	105	900	90-120	15-25	900-1400	1/2	40	0.8-2.0
ZHB200S	135	1100	90-120	20-40	700-1200	1/2	45	1.2-3.0
ZHB300S	150	1200	90-120	25-50	600-1100	1/2	53	2.5-4.5
ZHB400S	300	1347	110-140	40-70	500-900	1/2	68/70	4-7
ZHB600S	410	1528	110-160	50-90	500-800	1/2	75	6-9
ZHB800S	450	1920	120-170	60-100	400-700	3/4	85	7-14
ZHB900S	800	2260	150-170	80-120	400-700	3/4	100	11-16
ZHB1600S	1600	2695	160-180	120-160	400-700	1	135	19-26
ZHB1900S	1840	2810	160-180	130-170	400-600	1	140	19-26
ZHB3500S	2800	3152	160-180	170-220	250-400	1	155	28-40
ZHB4500S	3200	3310	160-180	200-300	250-350	1¼	165	36-45
ZHB5000S	4000	3400	160-180	210-290	200-350	1¼	175	40-55
ZHB5500S	5000	3400	180-220	220-300	200-250	1¼	185	50-60
ZHB6000S	5700	3420	200-240	230-320	150-200	1¼	195	55-65
ZHB6500S	6200	3700	200-240	360-450	150-200	1¼	205	65-100

直角破碎锤

Top type hydraulic breaker



静音破碎锤

Box type hydraulic breaker



Item/Model 项目 / 型号	Top Type weight (kg) 直角式重量	Box Type Weight (kg) 直角式重量	Length (mm) 长度	Pressure (bar) 压力	Flow (lpm) 流量	Rate (bmp) 频率	Hose (inch) 软管直径	Chisel (mm) 钎杆直径	Suit (ton) 适配
ZHB100	85	100	100	90-120	15-25	900-1400	1/2	40	0.8-2.0
ZHB200	140	167	1300	90-120	20-40	700-1200	1/2	45	1.2-3.0
ZHB300	160	194	1400	90-120	25-50	600-1100	1/2	53	2.5-4.5
ZHB400	355	363	1700	110-140	40-70	500-900	1/2	68/70	4-7
ZHB600	440	450	1750	110-160	50-90	500-800	1/2	75	6-9
ZHB800	640	730	2100	120-170	60-100	400-700	3/4	85	7-14
ZHB900	900	970	2400	150-170	80-120	400-700	3/4	100	11-16
ZHB1600	1800	1950	2700	160-180	120-160	400-700	1	135	19-26
ZHB1900	1970	2050	2860	160-180	130-170	400-600	1	140	19-26
ZHB3500	2850	3000	3100	160-180	170-220	250-400	1	155	28-40
ZHB4500	3160	3300	3286	160-180	200-300	250-350	1¼	165	36-45
ZHB5000	4120	4250	3800	160-180	210-290	200-350	1¼	175	40-55
ZHB5500	4800	4900	3700	180-220	220-300	200-250	1¼	185	50-60
ZHB6000	5300	5400	4200	200-240	230-320	150-200	1¼	195	55-65
ZHB6500	7200	7400	4300	200-240	360-450	150-200	1¼	205	65-100

打桩机

Pile hammer

液压振动锤主要由四个部分组成：吊臂总成，吊架总成，箱体总成，夹头总成

主要用于打桩，如钢筋混凝土桩、钢板 U 型桩等，打入地下以加固地基、支撑结构或固定建筑物，广泛应用于建筑、桥梁工程、港口码头、隧道、水利、电力等领域。

The hydraulic vibratory hammer consists of four main components: Boom Assembly, Frame Assembly, Housing Assembly and Clamp Assembly.

Mainly used for piling, such as put reinforced concrete pile, steel plate U-shaped pile into the ground to strengthen the foundation, then can support structure or fixed buildings, It is widely used in construction, bridge engineering, port wharf, tunnel, water conservancy, electric power and other fields.



Item/Model 项目 / 型号	Suitable Excavator (ton) 适用挖掘机	Eccentric Moment (nm) 偏心力矩	Frequency (rpm) 振频	Centrifugal Force (kn) 离心力	Working Pressure (bar) 工作压力	Working Flow (lpm) 工作流量	Max Turning (degree) 最大旋转角 度	Weight Main Body(kg) 重量主机	Weight Extension Boom(kg) 重量附臂	Weight Total Weight(kg) 重量总重
ZHP150	12-17	32	2500	172	300	120	180	1300	260	1560
ZHP250	18-25	36	2800	265	300	155	180	1900	400	2300
ZHP330	30-40	50	2800	420	320	168	180	2650	650	3300
ZHP350	40-50	65	2800	580	320	210	180	2900	650	3550
ZHP450	40-65	85	2800	750	320	255	180	3000	650	3650


压实轮

Compaction wheel

主要材料采用 NM400 材质和 Q355B 材质

主要的用途是土壤的干湿分离、土壤铺层、砾石、碎石的压实作业，大型压实机械到不了的地方。路基、基坑底层回填土的压实；含水量较大、力度大小不一的土层、填方压实效果较好

The main materials are made of NM400 material and Q355B material, which are mainly used for dry and wet separation of soil, soil layup, compaction of gravel and crushed stone, where large compaction machinery cannot reach. Subgrade, foundation pit bottom backfill compaction; The soil layer with higher water content and different strength has better compaction effect



吨 Ton	销轴直径 Pin Diameter(mm)	轮体宽度 Wheel width	轮体直径 Wheel Diameter	轮排齿数 Wheel Teeth	材质 Materials	重量 Wight(kg)
1.5/1.7	<35	200	280	2 排轮	NM400+Q355B	90
3T/4T	40	300	582	2 排轮		256
5T	45	300	582	2 排轮		256
6-8T	50-55	380	582	3 排轮		300
10-18T	60-65/70	450	600	3 排轮		460
19-24T	80	460	763	3 排轮		810
25-30	90	600	900	3 排轮		1210
30-38T	100-110	600	900	3 排轮		1210