

吉威铸造

JIWEICASTING

吉威盛机械

JIWEISHENG MACHINERY



地址 /Add.: 浙江宁波鄞州云龙镇荷花桥 (Industrial Area, Hehuaqiao, Yulong Town, Ningbo City)

电话 /Tel.: 0086-574-88474073

邮编 /P.C.: 315135

传真 /Fax: 0086-574-88474288

网址 /Http: <http://www.jwcasting.com>

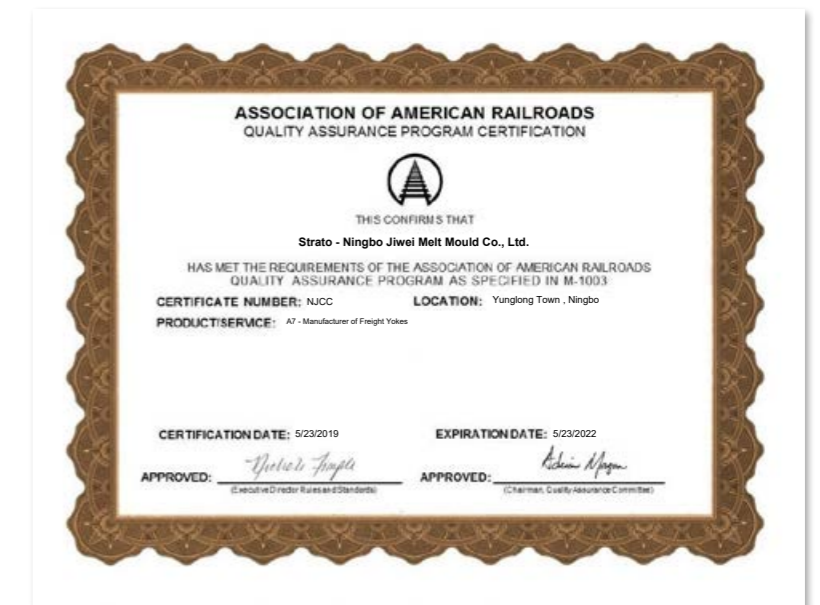
邮箱 /E-mail: j.luo@jwcasting.com



目录 / Contents

证书 Certificates.....	01	市场份额 Market Share of Business.....	08
公司介绍 Company Profile.....	02	汽车配件 Auto Parts.....	09
产能 Capacity.....	03	农用机械配件 Agricultural Machinery Parts.....	10
生产设备 Production Equipments.....	04	工程机械配件 Construction Machinery Parts.....	12
检验设备 Inspection Equipments.....	05	火车配件 Railway Parts.....	14
工艺流程图 Process Flow Diagram.....	06	其他配件 Other Parts.....	16

证书 / Certificates





公司介绍

/ COMPANY PROFILE

宁波吉威熔模铸造有限公司创建于1999年，是一家专业生产低合金、高耐磨新材料技术为主导产品的高新技术企业。产品广泛应用于汽车，火车，船舶，工程机械，农业机械，矿山机械等领域，为全球客户提供专业、安全、优质的产品以及技术支持。在2023年，为了扩大生产，吉威成立了吉威盛机械有限公司，作为吉威的配套公司。

公司现有年产能18000吨，主要销往美国，加拿大，澳大利亚，日本及欧洲等国家和地区，是众多国际知名企业认可的供应商。

公司现有员工300余名，技术人员20多名，其中的三名有着30余年的铸造和现场经验的高级工程师。

多年来公司始终本着“以人为本，质量至上”的宗旨，不断进取，精益求精，竭诚与海内外客商战略合作，实现企业和客户的双赢。

Ningbo Jiwei Melt Mould Casting Co., Ltd. was established in 1999. It is a professional new-high technology company producing low-alloy and high wear-resistant materials parts. The products from Jiwei are widely used in automobiles, railways, ships, construction machinery, agricultural machinery, mining machinery, etc. It provides professional, safety, high-quality products and also technical supports to customers. In 2023, in order to enlarge production, Jiwei establish Ningbo Jiweisheng Machinery co.,ltd, which is Jiwei's facility company.

The annual capacity of Jiwei is around 18,000 tons, the parts mainly are exported to the United States, Canada, Australia, Japan and Europe. The company is recognized by many globalized organizations.

Jiwei has more than 300 employees, there are 20 technical workers. Three of them are senior engineers with over 30 years casting experience.

'Human-oriented, Quality-first' is Jiwei's company spirit for many years, and the company will improve continuously and seek for greater perfection. To achieve the objective of win-win between Jiwei and customers, Jiwei will always keep strategic cooperation with the customers from both domestic and overseas.

产能 / Capacity

流程 Process	设备名称 Equipment Name	设备数量 Equipment Qty	产能 Capacity
熔模 Investment Casting	自动注蜡机 Automatic Wax Injector	15台 15 Machines	18000吨 18000 Tons
	搪壳全自动生产线 Automatic Shelling Line	4条 4 Lines	
	天然气模壳焙烧炉 Shell baking Furnace	3套 3 Sets	
	浇注中频炉 Casting Medium Frequency Furnace	8台 8 Machines	
覆膜砂 Shell Moulding Casting	双射头射芯机 Double Head Core Shooting Machine	29台 29 Machines	
热处理 Heat Treatment	网带炉 Mesh Furnace	1台 1 Machine	
	台车式天然气炉 Truck Type Natural Gas Furnace	3台 3 Machines	
	天然气箱式炉 Natural Gas Box Type Furnace	3台 3 Machines	
	电箱式炉 Electric Box Type Furnace	1台 1 Machine	
抛丸 Shot Blasting	全自动环保型剥壳机 Automatic Environment-friendly Shot Blasting Machine	15台 15 Machines	
喷塑 Automatic Powder Coating	全自动喷塑流水线 Automatic Powder Coating Line	1条 1 Line	
加工 Machining	立式加工中心 Vertical Machining Center	25台 25 Machines	
	数控车床 NC Lathe	15台 15 Machines	
	卧式加工中心 Horizontal Machining Center	8台 8 Machines	

生产设备 / Production Equipments



Automatic Wax Injector



Automatic Shelling Pipeline



Pouring Workshop



Automatic Shot Blasting



Box-type Furnace for Heat Treatment



Mesh Furnace for Heat Treatment



Horizontal Machining Center




Vertical Machining Center



NC Lathe

检测设备 / Inspection Equipments



Impact Testing Machine



OBLF Spectrograph



Portable CMM



Brinell Hardness Testing Machine



CMM



High-Power Microscope



Hydraulic Universal Testing Machine



Low-temperature Impact Testing Machine



Magnetic Particle Inspector



NDTT Testing Machine

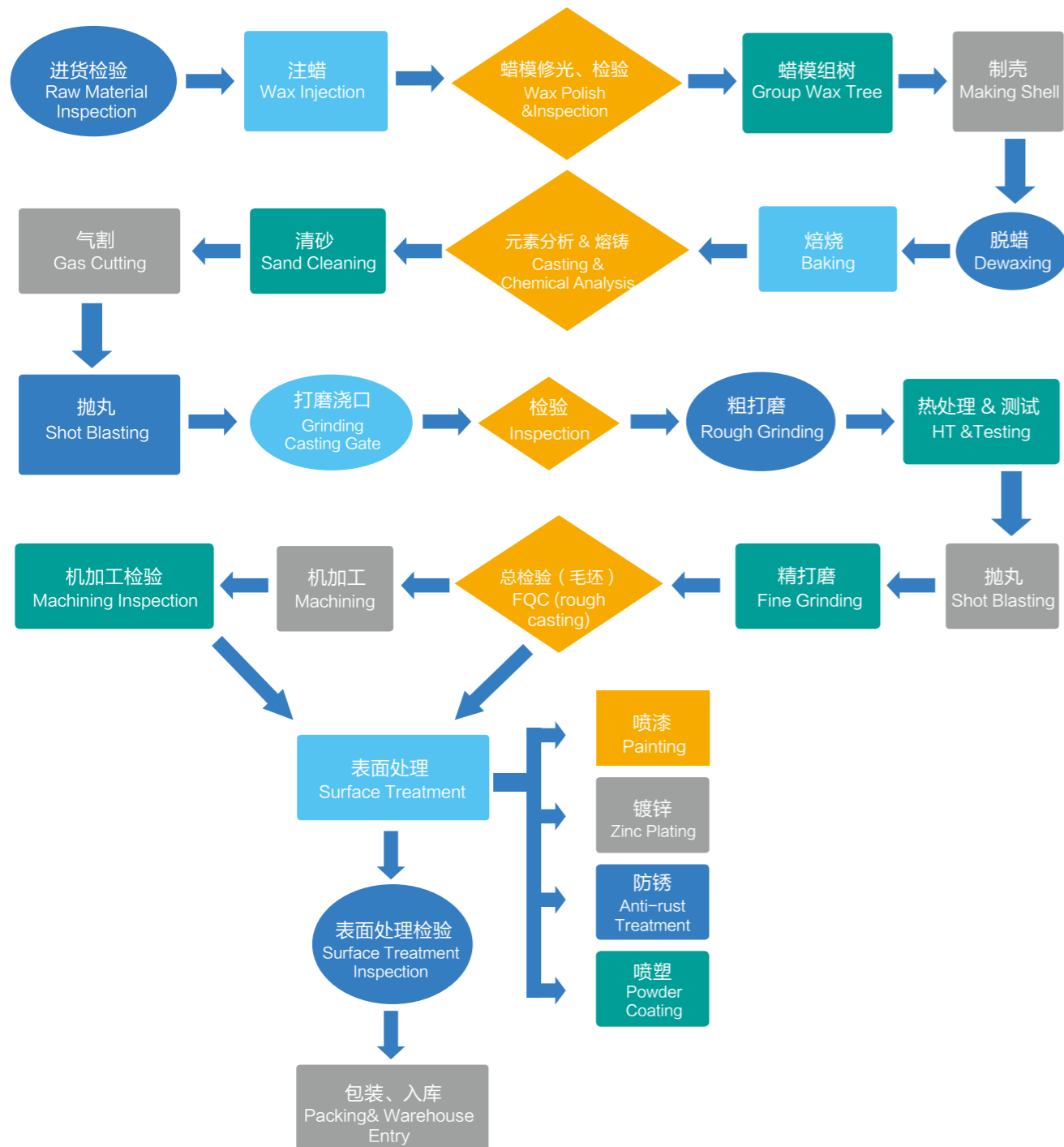


Projector

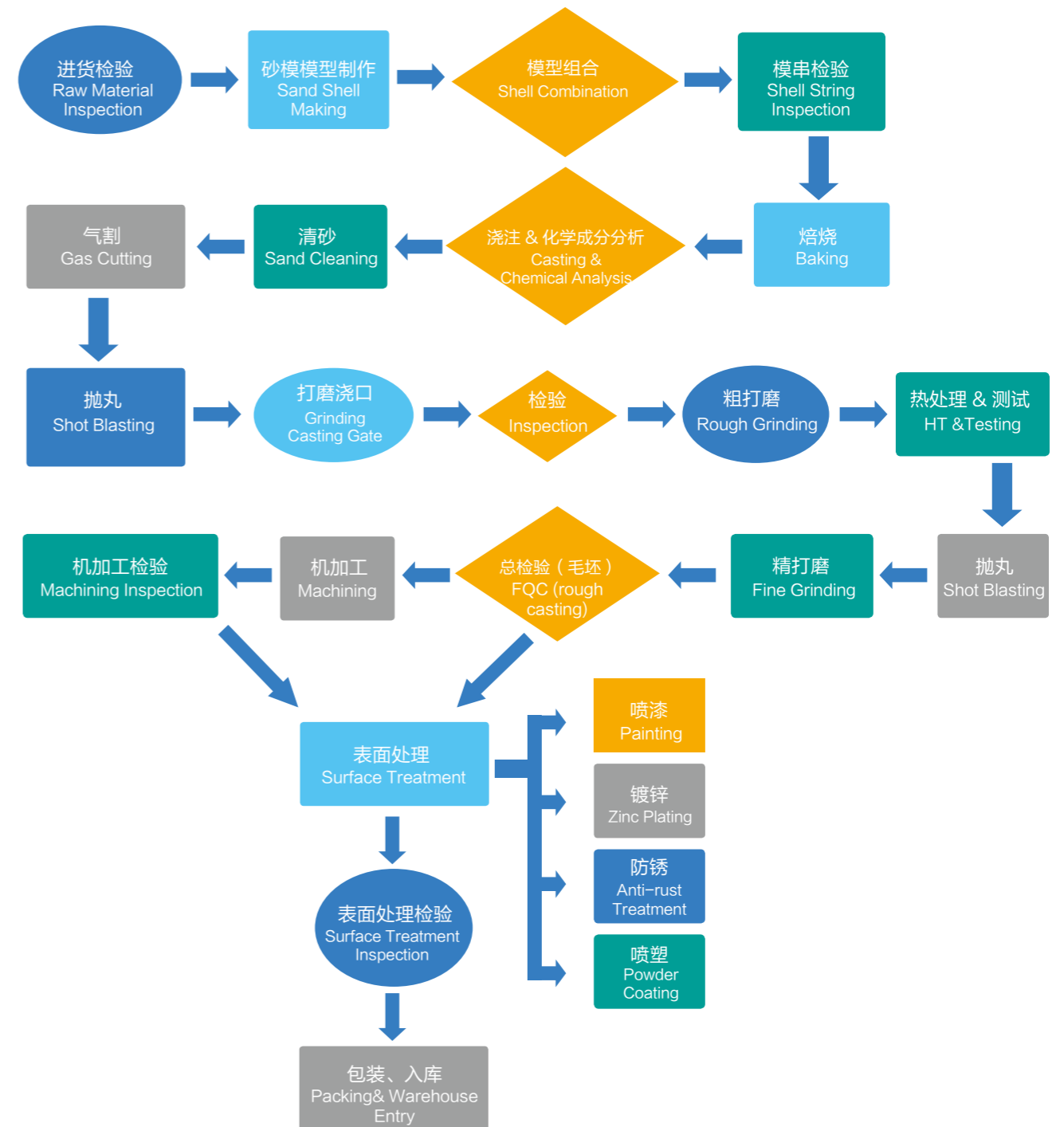


Rockwell Hardness Testing Machine

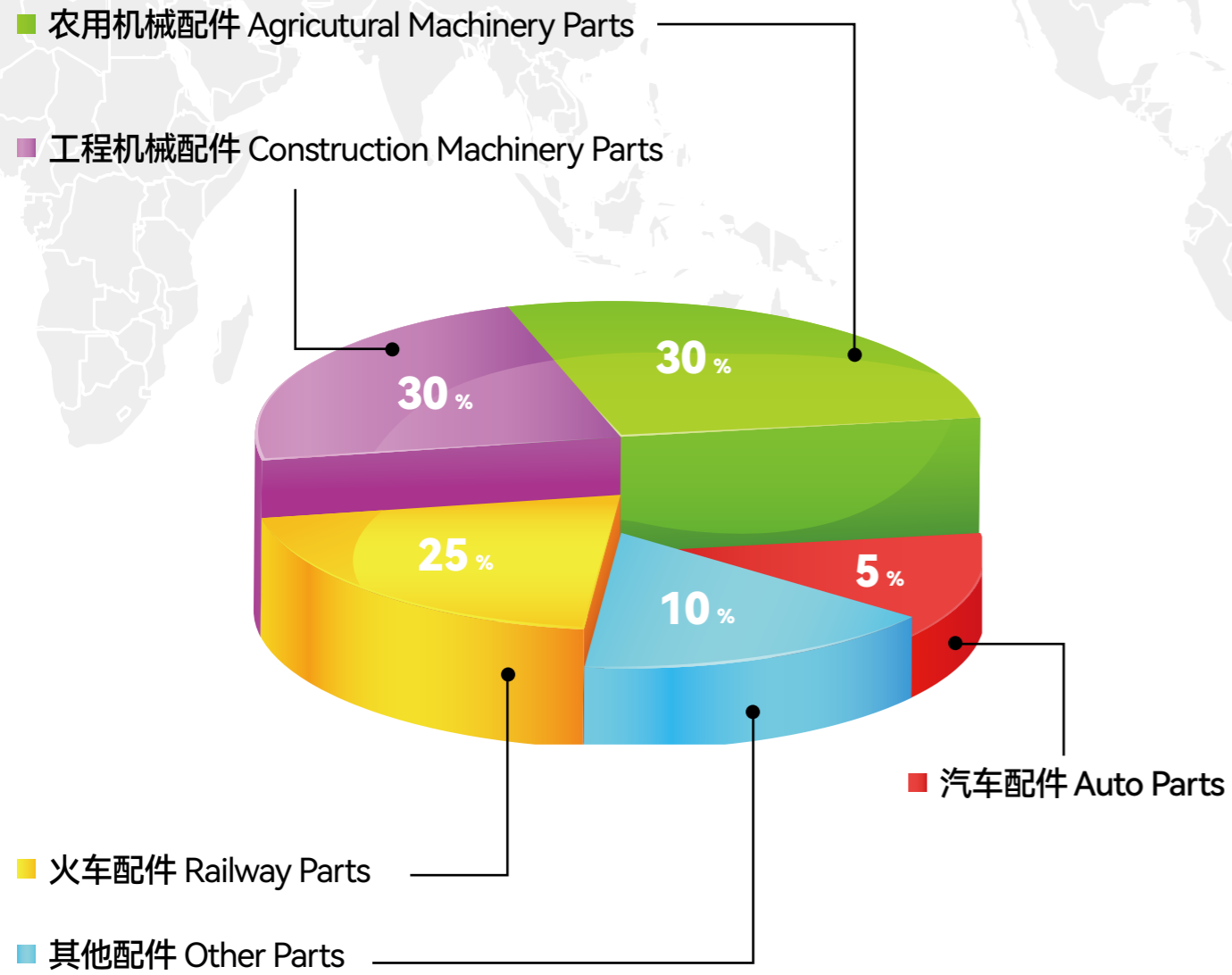
熔模工艺流程图 / Investment Process Flow Diagram



覆膜砂工艺流程图 / Shell Moulding Process Flow Diagram



市场份额 / Market Share Of Business



汽车配件 / Auto Parts



泵, 阀, 气缸体等
Pump, Valve, Cylinder block, etc

AUTO PARTS



农机配件 / Agricultural Machinery Parts

连接器、法兰、吊架配件、农机犁头和连杆、各种农机万向节铸件
 Coupling Sppt, Flange, Cradle, Replaceable Tip and Adapter, All Kinds of Universal Joints Casting



工程机械 / Construction Machinery Parts

挖掘机斗齿、齿座、护围、刀角、松土器等
 Teeth, Adaptors, Shrouds, Cutting Edges, Ripper
 Shanks etc.



火车配件 / Railway Parts



钩尾框、连接器钩舌、支架及其他机车配件
Yoke, Coupler Knuckle, Bracket and other
Components for Freight Passenger Cars

RAILWAY
PARTS



其他配件 / Other Parts

CNC 加工配件、液压配件
CNC Machining Parts, Hydraulic Machining Parts, etc.

OTHER PARTS

