

注：所有原厂制造商之名称、型号、标志及型号只作参考
 All original manufacturer's name, part number, logo and description are for reference purpose only.



通腾油封行

GUANGZHOU TONGTENG SEALS CO.,LTD.

DPS

中国·广州
 GUANGZHOU OF CHINA

地址 (ADD) : 广州黄埔区中山大道东8号黄埔国际机械城11-13号
 shop 11-13, Building 11, Huangpu International Machinery City,
 Huangpu District, Guangzhou City, Guangdong Province, China.
 联系人 (CONTACT) : 陈丽迪 Wendy
 Mobile/We Chat/Whats App: +86 138 2647 8589
 Skype: gztongda1 QQ:472550897
 Email: gztongteng@hotmail.com
 Website: http://gztongteng.en.alibaba.com



COMPANY
 PROFILE
 公司简介

广州通腾油封行是一家专业从事挖掘机密封件和密封修理包的企业。产品适用于挖掘机、推土机、装载机、装载机、装载机、装载机。公司位于广东省广州市，临江港口，交通便利。我们承诺优质的服务，高品质的产品和信誉保证。拥有10多年的国内外销售经验，凭借熟练的技术以及严格的质量控制体系，我们确保了高品质的产品交付。基于以上优势，我们的产品畅销于中国以及东南亚、非洲、中东等多个地区。

Guangzhou Tongteng Seals Co., Ltd is a professional excavator seals and seal kit manufacturer with over 10 years at home and abroad sales experience which located in Guangzhou, Guangdong, near to Guangzhou port. The seals and seal kit are widely used for Excavator, Bulldozer, Loader and so on. Premium service, high quality and reputation guarantee are our commitments. With skilled workers as well as the strict quality control system, we make sure the high quality products delivered. Based on above advantages, our products are sold well in China as well as Southeast Asia, Africa, Mid East, etc.

- | | |
|--|---|
| 01 大臂/斗臂/臂密封套件 Boom/Arm/Bucket Seal Kit | 37 TC型+ TCN型 TC Type + TCN Type |
| 03 JCB型密封套件 JCB Model Seal Kit | 39 KZT型防污密封件 KZT Anti-pollution Seal |
| 05 分配阀密封套件/液压泵密封套件 Control Valve Seal Kit/Hydraulic Pump Seal Kit | 41 HBTS型缓冲环 HBTS Buffer Ring |
| 09 行走马达密封套件/回转马达密封套件 Travel Motor Seal Kit/Swing Motor Seal Kit | 43 NY型BRT3型支撑环 NY Type BRT3 Type Support Ring |
| 13 分油盘密封套件 Center Jet Seal Kit | 45 杯士 Bushing |
| 14 涨紧密封套件 Adjustment Seal Kit | 46 SPN型回转接头专用密封件 SPN Type Rotary Joint Seal |
| 15 齿轮泵密封套件 Gear Pump Seal Kit | 47 OUV型/OD型涨紧缸专用密封件 OUV / OD |
| 16 操作杆密封套件 Plot Valve Seal Kit | 49 KDAS-活瓣密封 KDAS-Flap Seal |
| 17 破碎锤密封套件/皮碗 Breaker Hammer Seal Kit/Breaker Diaphragm | 50 N4W N4W |
| 19 波箱密封套件 Transmission Seal Kit | 51 OHM OHM |
| 21 O形圈密封件 O-ring Kit | 52 VB VB |
| 23 ID活塞杆密封 ID Piston / Rod Seal | 53 木拍 Wear Ring/WR |
| 25 曲轴油封 (前后) Crankshaft Oil Seal(Front and Rear) | 54 四氟垫片 Teflon Gasket Seal |
| 27 行走么碟 Floating Seal Group | 55 回转立轴油封 Rotary shaft oil seal |
| 29 DKB型/DKB型往复式防尘密封 DKB /DKB Reciprocating Dust Seal | 56 VAY VAY |
| 31 HBV缓冲环 HBV Buffer Ring | 57 D型圈 D-RINGS |
| 33 SPGO型活塞密封专用密封件 SPGO Piston Seal | 58 密封工具 Seal Removal Tool |
| 35 SPGW型活塞密封专用密封件 SPGW Piston Seal | 59 操作杆子弹头/脚踏板子弹头 JoyStick Pusher / Foot Valve Pusher |
| | 60 后盖垫 Gasket |



Boom Cylinder Seal Kit
Arm Cylinder Seal Kit
Bucket Cylinder Seal Kit

| 小松系列 KOMATSU | 卡特系列 CAT | 沃尔沃系列 VOLVO |
|-----------------|----------|-------------|
| PC90-3-5-6-7 | E120B | EC56B |
| PC100-3-5-6-7 | E200B | EC140B |
| PC120-3-5-6-7 | E320 | EC210B |
| PC200-3-5-6-7-8 | E320B | EC240B |
| PC300-3-5-6-7 | E320C | EC290B |
| PC360-3-5-6-7 | E325 | EC360B |
| PC400-3-5-6-7 | E330 | EC400B |
| PC450-3-5-6-7 | E330B | EC480B |
| PC850-3-5-6-7 | E330C | EC700B |

| 日立系列 HITACHI | 神钢系列 KOBELCO | 大宇系列 DAEWOO |
|---------------|-----------------|-------------|
| EX60-1-2-3-5 | SK60-1-2-3-5-6 | DH55-V |
| EX100-1-2-3-5 | SK100-1-2-3-5-6 | DH60-V |
| EX120-1-2-3-5 | SK120-1-2-3-5-6 | DH80-V |
| EX200-1-2-3-5 | SK200-1-2-3-5-6 | DH130-V |
| EX300-1-2-3-5 | SK300-1-2-3-5-6 | DH190-V |
| EX400-1-2-3-5 | SK400-1-2-3-5-6 | DH220-V |
| ZAX55 | | DH300-V |
| ZAX60 | | |
| ZAX70 | | |
| ZAX110 | | |
| ZAX120 | | |
| ZAX200 | | |
| ZAX300 | | |
| ZAX450 | | |

| 加德系列 KATO | 住友系列 SUMITOMO | 现代系列 HYUNDAI |
|-----------|---------------|--------------|
| HD220V11 | SH60 | R55 |
| HD450V11 | SH100 | R60 |
| HD700V11 | SH130 | R150 |
| HD800V11 | SH200 | R200 |
| HD900V11 | SH300 | R220 |
| HD1250V11 | SH400 | R300 |
| HD1430 | LS280 | |



JCB Model Seal Kit



| | |
|-----------------|-----------|
| 332 / Y / 6194 | 130-15106 |
| 332 / Y / 6192 | 130-15107 |
| 332 / Y / 6195 | 130-15167 |
| 332 / Y / 3519 | 130-15168 |
| 332 / Y / 2196 | 130-15110 |
| 332 / Y / 6440 | 130-15289 |
| 332 / Y / 6482 | 550-30390 |
| 332 / Y / 6519 | 550-30444 |
| 332 / Y / 5599 | 550-30416 |
| 332 / Y / 3543 | 550-40998 |
| 332 / Y / 6023 | 550-40999 |
| 332 / Y / 6024 | 550-41000 |
| 332 / Y / 6954 | 550-41001 |
| 332 / Y / 7633 | 550-41002 |
| 332 / Y / 42774 | 550-41003 |
| 332 / Y / 10142 | 550-41004 |
| 332 / Y / 9235 | 550-41008 |
| 332 / Y / 8994 | 550-42085 |
| 20 / 902901 | 550-42098 |
| | 550-42112 |
| | 550-42128 |
| | 550-42281 |
| | 550-42847 |
| | 550-42849 |
| | 550-42854 |
| | 550-42855 |
| | 550-42883 |
| | 550-42842 |
| | 550-42835 |



| 小松系列 KOMATSU | 卡特系列 CAT | 沃尔沃系列 VOLVO |
|-----------------|----------|-------------|
| PC60-3-5-6-7 | E120B | EC55B |
| PC100-3-5-6-7 | E200B | EC140B |
| PC120-3-5-6-7 | E320 | EC210B |
| PC200-3-5-6-7-8 | E320B | EC240B |
| PC300-3-5-6-7 | E320C | EC290B |
| PC360-5-6-7 | E325 | EC360B |
| PC400-3-5-6-7 | E330 | EC460B |
| PC450-3-5-6-7 | E330B | EC490B |
| PC650-3-5-6-7 | E330C | EC700B |

| 日立系列 HITACHI | 神钢系列 KOBELCO | 大宇系列 DAEWOO |
|---------------|-----------------|-------------|
| EX60-1-2-3-5 | SK60-1-2-3-5-6 | DH55-V |
| EX100-1-2-3-5 | SK100-1-2-3-5-6 | DH60-V |
| EX120-1-2-3-5 | SK120-1-2-3-5-6 | DH80-V |
| EX200-1-2-3-5 | SK200-1-2-3-5-6 | DH130-V |
| EX300-1-2-3-5 | SK300-1-2-3-5-6 | DH150-V |
| EX400-1-2-3-5 | SK400-1-2-3-5-6 | DH220-V |
| ZAX55 | | DH300-V |
| ZAX60 | | |
| ZAX70 | | |
| ZAX110 | | |
| ZAX120 | | |
| ZAX200 | | |
| ZAX300 | | |
| ZAX450 | | |

| 加藤系列 KATO | 住友系列 SUMITOMO | 现代系列 HYUNDAI |
|-----------|---------------|--------------|
| HD250V11 | SH60 | R55 |
| HD450V11 | SH100 | R60 |
| HD700V11 | SH120 | R150 |
| HD800V11 | SH200 | R200 |
| HD900V11 | SH300 | R220 |
| HD1250V11 | SH400 | R300 |
| HD1430 | LS260 | |



| 小松系列 KOMATSU | 卡特系列 CAT | 沃尔沃系列 VOLVO |
|-----------------|----------|-------------|
| PC60-3-5-6-7 | E120B | EC55B |
| PC100-3-5-6-7 | E200B | EC140B |
| PC120-3-5-6-7 | E320 | EC210B |
| PC200-3-5-6-7-8 | E320B | EC240B |
| PC300-3-5-6-7 | E320C | EC290B |
| PC360-5-6-7 | E325 | EC360B |
| PC400-3-5-6-7 | E330 | EC460B |
| PC450-3-5-6-7 | E330B | EC490B |
| PC650-3-5-6-7 | E330C | EC700B |

| 日立系列 HITACHI | 神钢系列 KOBELCO | 大宇系列 DAEWOO |
|---------------|-----------------|-------------|
| EX60-1-2-3-5 | SK60-1-2-3-5-6 | DH55-V |
| EX100-1-2-3-5 | SK100-1-2-3-5-6 | DH60-V |
| EX120-1-2-3-5 | SK120-1-2-3-5-6 | DH80-V |
| EX200-1-2-3-5 | SK200-1-2-3-5-6 | DH130-V |
| EX300-1-2-3-5 | SK300-1-2-3-5-6 | DH150-V |
| EX400-1-2-3-5 | SK400-1-2-3-5-6 | DH220-V |
| ZAX55 | | DH300-V |
| ZAX60 | | |
| ZAX70 | | |
| ZAX110 | | |
| ZAX120 | | |
| ZAX200 | | |
| ZAX300 | | |
| ZAX450 | | |

| 加藤系列 KATO | 住友系列 SUMITOMO | 现代系列 HYUNDAI |
|-----------|---------------|--------------|
| HD250V11 | SH60 | R55 |
| HD450V11 | SH100 | R60 |
| HD700V11 | SH120 | R150 |
| HD800V11 | SH200 | R200 |
| HD900V11 | SH300 | R220 |
| HD1250V11 | SH400 | R300 |
| HD1430 | LS260 | |



Swing Motor Seal Kit

| 小松系列 KOMATSU | 卡特系列 CAT | 沃尔沃系列 VOLVO |
|-----------------|----------|-------------|
| PC60-3-5-6-7 | E120B | EC55B |
| PC100-3-5-6-7 | E200B | EC140B |
| PC120-3-5-6-7 | E320 | EC210B |
| PC200-3-5-6-7-8 | E320B | EC240B |
| PC300-3-5-6-7 | E320C | EC290B |
| PC360-5-6-7 | E325 | EC360B |
| PC400-3-5-6-7 | E330 | EC460B |
| PC450-3-5-6-7 | E330B | EC490B |
| PC650-3-5-6-7 | E330C | EC700B |

| 日立系列 HITACHI | 神钢系列 KOBELCO | 大宇系列 DAEWOO |
|---------------|-----------------|-------------|
| EX60-1-2-3-5 | SK60-1-2-3-5-6 | DH55-V |
| EX100-1-2-3-5 | SK100-1-2-3-5-6 | DH60-V |
| EX120-1-2-3-5 | SK120-1-2-3-5-6 | DH80-V |
| EX200-1-2-3-5 | SK200-1-2-3-5-6 | DH130-V |
| EX300-1-2-3-5 | SK300-1-2-3-5-6 | DH150-V |
| EX400-1-2-3-5 | SK400-1-2-3-5-6 | DH220-V |
| ZAX55 | | DH300-V |
| ZAX60 | | |
| ZAX70 | | |
| ZAX110 | | |
| ZAX120 | | |
| ZAX200 | | |
| ZAX300 | | |
| ZAX450 | | |


| 加藤系列 KATO | 住友系列 SUMITOMO | 现代系列 HYUNDAI |
|-----------|---------------|--------------|
| HD280V11 | SH60 | R55 |
| HD450V11 | SH100 | R60 |
| HD700V11 | SH120 | R150 |
| HD800V11 | SH200 | R200 |
| HD900V11 | SH300 | R220 |
| HD1250V11 | SH400 | R300 |
| HD1430 | LS260 | |




Center Joint Seal Kit



Adjustment Seal Kit



Gear Pump Seal Kit



Pilot Valve Seal Kit



Breaker Diaphragm

Breaker Hammer seal kit




- ▶ **SOOSAN**: SB10, SB20, SB30, SB35, SB40, SB43, SB45, SB50, SB60, SB70, SB81, SB81N, SB100, SB121, SB131, SB140, SB151
- ▶ **FURUKAWA**: HB3G, HB5G, HB8G, HB10G, HB15G, HB20G, HB30G, HB40G, HB50G, F01, F02, F03, F04, F05, F06, F09, F12, F19, F22, F35, F45, FXJ275, FXJ375, FXJ475
- ▶ **DAEMO**: S500, S700, S900, S1300, S1800, S2000, S2200, S2300, S2500, S3000, S3600, DMB140, DMB210, DMB230, DMB250, DMB300, DMB360, ALICON140, ALICON210, ALICON230
- ▶ **SAGA**: MSB120, MSB200, MSB210, MSB250, MSB500, MSB550, MSB600, MSB700, MSB800
- ▶ **HANWOOD**: RH-B305, RH-B306, RH-B308, RH-B309, RH-B313, RH-B320, RH-B321, RH-B322, RH-B323, RH-B325, RH-B326, RH-B330, RH-B335, RH-B340, RH-B350
- ▶ **SANDVIK**: BR2155, BR2214
- ▶ **JCB**: HM380, HM380, HM390, HM550, HM560, HM1180, HM2180
- ▶ **FINE**: FINE06, NFINE10, FINE12, FINE20, FINE21, FINE22, FINE23, FINE25, FINE30, FINE35, FINE36, FINE40, FINE45
- ▶ **NPK**: NPK2XB, NPK2X, H-3X, H-3XA, H-4X, H-4X, H-4XA, H-5X, H-6X, H-7X, H-8X, 8XA, 8XB, H-9X, H-10X, H-10XB, H-10XE, 11X, 11XB, H-12XB, 12XB, H-12X, 12XE, H-14X, 14X, H-15X, H-16X, 16XB, 20XB
- ▶ **ATLAS COPCO**: MB500, MB700/750, MB800, MB1000, MB1200, MB1500, MB1600, MB1700, HB2000, HB2200, HB2300, HB3000
- ▶ **KONAN**: MKB500, MKB800, MKB900, MKB1200, MKB1300, MKB1400, MKB1500, MKB1600, MKB1700, MKB1800
- ▶ **KRUPP**: HM550, HM560, HM720, HM960, HM950, HM1000, HM1300, HM1500, HM2100, HM2200, HM2500
- ▶ **OKADA**: UB8A, UB10, UB11A, OUB302, OUB305, OUB306, OUB308, OUB312A, OUB312B, TOP100, TOP200, TOP205, TOP210



Transmission Seal Kit

| 名称 | 规格 |
|-----------|---------------------------------|
| D21 | 变速箱密封包 Transmission Seal Kit |
| D31-16/15 | |
| D31-17/18 | |
| D41-3/5 | |
| D41-6 | |
| D45-1 | |
| D53 | |
| D51 | |
| D55-8/11 | |
| D65-12 | |
| D85-19/20 | |
| D85-21 | |
| D155 | |
| D3卡特 | |



O-RING KIT

Material : NBR/FKM available
Hardness: 90 Shore



CPS®

ID型 活塞杆密封件
PACKING ROD

请在订货时注明ID型密封件的型号和尺寸
(例如) 典型尺寸 ID1 14 22 5

型号标志 密封件的公称尺寸
依次为内径(d)、外径(D)、厚度(H)和高度(H)

材料 PU

特别提示 若您客户要求此尺寸范围内没有对应的尺寸或与此尺寸表的标准材料不同的材料, 有需要设计新模具的可能性, 另作报价和确认。

23.PAGE

注: 所有厂家制造商之名称、型号、标准及型号仅供参考

GUANGZHOU TONGTENG SEALS CO., LTD.

ID1 Piston / Rod Seal
ID型活塞杆密封

活塞杆表面应当
0.8-1.6µmRy
(0.2-0.4µmRa)
的抛光 (SPBF)

密封唇表面应当
R=0.3以下
R=0.5以下

| 密封尺寸及沟槽尺寸表/SEAL AND GROOVE | | | | | | 密封尺寸及沟槽尺寸表/SEAL AND GROOVE | | | | | |
|----------------------------|----|------|----|----|-----|----------------------------|------|------|----|----|---|
| D | d | H | Hs | C | | D | d | H | Hs | C | |
| 22 | 14 | 4.8 | 5 | 8 | 4 | 100 | 85 | 9.5 | 9 | 12 | 5 |
| 45 | 35 | 6.5 | 7 | 9 | | 100 | 85 | 9.5 | 10 | 13 | |
| 50 | 35 | 11.5 | 12 | 15 | | 100 | 85 | 11.5 | 12 | 15 | |
| 50 | 40 | 5.8 | 6 | 9 | | 105 | 85 | 11.5 | 12 | 15 | |
| 50 | 40 | 7.5 | 8 | 10 | | 105 | 90 | 8.5 | 9 | 12 | |
| 55 | 45 | 5.5 | 6 | 9 | | 105 | 90 | 9.5 | 10 | 13 | |
| 60 | 45 | 8.8 | 9 | 12 | | 110 | 90 | 11.5 | 12 | 15 | |
| 60 | 50 | 5.8 | 6 | 9 | | 110 | 95 | 8.5 | 9 | 12 | |
| 60 | 50 | 7.8 | 8 | 10 | | 115 | 95 | 11.5 | 12 | 15 | |
| 65 | 50 | 8.5 | 9 | 12 | | 115 | 100 | 8.5 | 9 | 12 | |
| 65 | 50 | 9.5 | 10 | 13 | 115 | 100 | 9.5 | 10 | 13 | | |
| 70 | 60 | 5.8 | 6 | 9 | 120 | 100 | 11.5 | 12 | 15 | | |
| 73 | 60 | 9.5 | 10 | 13 | 120 | 105 | 9.5 | 10 | 13 | | |
| 73 | 60 | 11.5 | 12 | 15 | 120 | 105 | 8.5 | 9 | 12 | | |
| 75 | 65 | 5.8 | 6 | 9 | 125 | 105 | 11.5 | 12 | 15 | | |
| 80 | 65 | 8.5 | 9 | 12 | 125 | 110 | 9.5 | 10 | 13 | | |
| 80 | 75 | 11.5 | 12 | 15 | 125 | 110 | 8.5 | 9 | 12 | | |
| 85 | 65 | 9.5 | 10 | 13 | 130 | 110 | 11.5 | 12 | 15 | | |
| 85 | 65 | 11.5 | 12 | 15 | 130 | 110 | 12.5 | 13 | 16 | | |
| 85 | 70 | 5.8 | 6 | 9 | 135 | 115 | 11.5 | 12 | 15 | | |
| 83 | 70 | 8.5 | 9 | 12 | 135 | 120 | 8.5 | 9 | 12 | | |
| 85 | 70 | 9.5 | 10 | 13 | 140 | 120 | 11.5 | 12 | 15 | | |
| 83 | 70 | 8.5 | 9 | 12 | 140 | 120 | 12.5 | 13 | 16 | | |
| 90 | 70 | 11.5 | 12 | 15 | 145 | 130 | 9.5 | 10 | 13 | | |
| 90 | 75 | 11.5 | 12 | 15 | 150 | 130 | 15 | 16 | 19 | | |
| 90 | 75 | 9.5 | 10 | 13 | 160 | 140 | 11.5 | 12 | 15 | | |
| 95 | 75 | 11.5 | 12 | 15 | 160 | 140 | 15 | 16 | 19 | | |
| 88 | 75 | 9.5 | 10 | 13 | 170 | 150 | 11.5 | 12 | 15 | | |
| 90 | 80 | 5.8 | 6 | 9 | 165 | 155 | 5.8 | 6 | 9 | | |
| 93 | 80 | 9.5 | 10 | 13 | 180 | 160 | 15 | 16 | 19 | | |
| 95 | 80 | 8.5 | 9 | 12 | 180 | 170 | 5.8 | 6 | 9 | | |
| 95 | 80 | 9.5 | 10 | 13 | 185 | 170 | 8.5 | 9 | 12 | | |
| 95 | 80 | 11.5 | 12 | 15 | 195 | 180 | 8.5 | 9 | 12 | | |
| 100 | 80 | 11.5 | 12 | 15 | | | | | | | |

All original manufacturer's name, part numbers and description are for reference purpose only.

PAGE.24

CPS®

Crankshaft Oil Seal (Front and Rear)
曲轴油封 (前后)

25.PAGE

注: 所有厂家制造商之名称、型号、标准及型号仅供参考

GUANGZHOU TONGTENG SEALS CO., LTD.

Crankshaft Oil Seal(Front and Rear)
曲轴油封 (前后)

| 发动机 | 订货号 | 尺寸 | 发动机 | 订货号 | 尺寸 | 适用机型 |
|-------------|----------|-----------|----------------|-------------|----------------|----------------------------------|
| 6D95E | AE3297A | 62*85*12 | 6D95E | AW9063E | 85*120*17 | PC60-5.6 120-3/6-6 PC200/5 |
| 6D106E | AE3409E | 62*90*13 | 6D106E | AH8279E | 100*135*13 | PC200-1/2/3 |
| 6D102E | | | 6D102E | | | |
| 6D108E | AE3409E | 65*90*13 | 6D108E | AW4395E | | PC300-5/6 |
| 6D125 E | AE3963E | 70*95*13 | 6D125 E | BZ2410G | | PC300-3 PC400-5/6 |
| S6K(前) | AE3527G | 70*95*13 | S6K(E) (N) | AZ4291E | 115*150*15 | E320 E320B E320C |
| S4K-T型 | AE3055A | 55*78*12 | S4K-T型 | BH3873E | 122*150*14 | R100-7 |
| S4F(前) | AE3055A | | S4F(前) | AH9303 | 95*115*13 | |
| 4M4E | BH6579F | 50*75*9 | 4M4E | BH5876F | 80*115*13 | S460 |
| 6BD148G1E | AE3222R | 60*82*12 | 6BD1E (N) | AH8279E | 105*135*13 | EX200-2 |
| 4BD148G1E | | | 6BD1E (O) | AH4079R | 100*135/140*15 | EX200-1 HUJ07-7 SH400-1/2 LS2800 |
| 4BA1 | | | 8B01E (N) | BH3732E | 105*135*14.5 | EX200-5 |
| | | | 8B01E (O) | AZ2079F | | R200 DH120 DH100 ZK200 SH1200-3 |
| | | | 4BD148A1E | BH2195E | 100*135*10 | SH120A1 |
| | | | 4B01E | BH2153G | | |
| 4J81E | AH2847S | 50*68*9 | 4J81E | AH8846E | 95*118*10 | SH60 |
| 6S01E | AH713Q | | 6S01E | AH4347G | 120*150*15 | EX300-3/5 EX350-3/5 |
| 3LD1E | AH2874TS | | AH3724F | | | DH35 |
| 6D31E (N) | AE3053F | | 6D31E (N) | BH3528E | 100*120/158*14 | HD700-7 HD820 |
| 6D31E (O) | AE3052A | | 6D31E (O) | AH9307P | 100*120/158*16 | HD700-5 |
| 6D34E (N) | BZ2651E | | 6D24E (N) | BZ4603E | | SK200-4 HD202 SK230-6 |
| 6D1416E (N) | BE4018E | 76*94*12 | 6D148D151E (N) | BZ2374E | 107*180*17.5 | HD700SE-II HD800900SE-II |
| 6D1416E (O) | AE7228P | 72*94*12 | 6D148D151E (O) | AH7472P | 100*125*12.5 | HD770SE-II HD860SE-II |
| | | | 6D16 (O) | | 155*125*11.7 | |
| 6D15E (N) | BZ5412E | | | | | |
| 6D15E (O) | | | | | | |
| 6D22E (N) | BZ133E | | 6D22E (N) | AZ8854P | 135*155.5*15 | HD1250SE-II |
| 6D22E (O) | AE3998A | 55*120*13 | | | | |
| 6D24E | BZ133E | | 6D24E | BH5948E | | HD1430 |
| | | | 6D24E (N) | BZ5942E | | |
| 3D78E | | | 3D78E | DH1445E | 85*102*13 | |
| 3D84HD94E | AH3040 | 55*72*9 | 3D84HD94E | BH1517F | | PC40 |
| 3D84-FA | AP2240A | 38*58*11 | 3D84-FA | AH3399 | | |
| 3D84HD94 | BH5444E | 60*77*9 | 3D84HD94 | AW8289F | 89*120*17 | |
| | BH5444E | 60*77*9 | | AH3985E | | R65-7 |
| | | | | BH1012E | | E70B |
| | | | | | | ZAX55 |
| 4D32E | AE3053F | | | | | E7307 |
| 4TNV94 | BH5444E | | 4TNV94 | TC20*115*12 | | |
| 4D84E-3 | 55*72*9 | | 4D84E-3 | 85*102*13 | | |
| 4LE2 | 50*68*9 | | ALE2 | 80*96*9 | | EX55 |
| KAN | AH2057 | | AH3519H | | | |
| FD33 | AE3298E | | FD33 | 100*130*13 | | EX60包膜 |
| ZK330 | BZ4425E | | | | | |


All original manufacturer's name, part numbers and description are for reference purpose only.

PAGE.26



Floating Seal Group

| 出口序号 | 出口件号浮动油封环 | | 腔面 | | 适用机型 |
|-------------------------|-----------|-------|-------|------|-------------------------------|
| | 外径 | 厚度 | 内径 | 外径 | |
| 110-30-00048 | 68 | 10.5 | 48.4 | 6 | |
| HIT4110358 | 62 | 12.2 | 52 | 7.6 | |
| HIT4128201 | 70 | 12.5 | 60.8 | 7.6 | |
| 140-30-00040 | 75 | 14.5 | 61 | 8 | |
| HIY 4110359 | 78 | 12.6 | 67 | 8 | |
| 2M2558 | 82.5 | 16 | 66.2 | 9.5 | |
| 20V-30-00070 | 86.8 | 10.75 | 75.8 | 7 | |
| 141-30-00010 | 90 | 14.5 | 75.5 | 9 | |
| 1M8747 | 92 | 16 | 76 | 9.5 | |
| 100-30-00035 | 94 | 14.5 | 80 | 9.3 | |
| 1F3-30-00702 | 100 | 14.7 | 85 | 9.2 | |
| 6S 3285 | 105 | 13 | 92.5 | 6.3 | |
| 20V-30-00040 | 107 | 11 | 96 | 7 | |
| 20V-30-00041 | 109 | 11 | 96 | 7 | |
| 1M8746 | 109.5 | 15.9 | 93 | 9.5 | |
| HIT 4110360 | 114 | 18 | 99 | 9.5 | |
| 20V-30-00100 | 117 | 10.7 | 105 | 7 | |
| 1M8748 | 119.1 | 16.5 | 102 | 9.4 | |
| 20S-30-00052 | 120.2 | 15 | 108.5 | 9 | |
| 20S-30-00050 | 122 | 16.5 | 106 | 10 | |
| 20V-30-00101 | 122 | 11.7 | 110 | 7 | |
| KO4825 | 127 | 16 | 113 | 10 | |
| UK5500 | 128 | 16 | 114 | 9 | |
| 150-27-00020 | 132 | 16 | 117 | 9.4 | |
| 150-27-00015 | 137 | 15.5 | 123 | 9 | |
| 20F-30-00101 | 141 | 11 | 130 | 7 | |
| 3S0303 | 141 | 12.9 | 127.5 | 6.2 | |
| IP7249 | 146 | 16 | 128 | 9.5 | |
| 170-27-00010 | 151 | 16 | 137 | 9.2 | |
| SK9288 | 156.9 | 12.7 | 142.5 | 6.2 | |
| SK1078 | 168.1 | 13 | 154.3 | 6.3 | |
| 173-27-00121 | 170.5 | 16.2 | 155 | 9.3 | |
| 4K6069 | 171.7 | 19 | 147.3 | 12.7 | |
| 180-27000211 | 180 | 18 | 166 | 9 | |
| 7M0481 | 191.2 | 19 | 167 | 12.7 | |
| SM1176 | 210.3 | 19 | 184 | 12.7 | |
| 8P1848 | 210.3 | 23 | 184 | 12.7 | |
| 20V-27-00010 | 215 | 16.5 | 195 | 10.3 | |
| HT4110388 | 234 | 21 | 215 | 13 | |
| HT4110389 | 246 | 28 | 225 | 12.7 | EX120-3 |
| SM8847 | 251.4 | 29 | 225 | 12.7 | |
| 9W6886 | 251.5 | 22.2 | 225 | 12.7 | D50-17 EX120-2 EX120-5 |
| 150-27-00010 | 252 | 20 | 230 | 12 | |
| 141-27-00010 | 268 | 21 | 248.5 | 12 | EX200-2 EX200-3 EX200-5 LS280 |
| ES100-250 | 276 | 21.5 | 254 | 12.7 | EX200-1 R220-5 HD800-5 |
| 14X-27-00100 | 288 | 20.5 | 266 | 12 | |
| 6P9355 | 292.8 | 19 | 265 | 12.7 | |
| SM1177 | 292.8 | 23 | 265 | 12.7 | HD900-5 HD880-7 EX120 |
| 150-27-00025 | 328 | 21 | 296 | 12.2 | EZ00B SH200 SK200-5 EX300-5 |
| SM7284 | 346.4 | 19 | 318 | 12.7 | |
| 170-27-00020 | 368 | 20 | 345 | 12 | PC200-6 PC220-6 DH220 PC300-5 |
| 404619 | 394.4 | 19 | 370 | 12.7 | E330B SH300 DH158-7 |
| | 405 | 20 | 378 | 12 | |
| 428980 | 457.2 | 19 | 436 | 12.7 | |
| 215*190*12.2 230*200*13 | | | | | PC60-5 PC60-6 E70B SK60-5 |
| 209*234*11 248*215*11 | | | | | HD400-5 HD450-2 HD700-2 |
| 209*234*11 260*215*13 | | | | | PC100-3 PC120-3 HD458-5 |
| 277*250*12 285*248*13 | | | | | PC100-6 PC120-6 HD480-7 |
| 277*250*12 290*248*13 | | | | | PC100-6 PC120-6 SH120 SK120 |

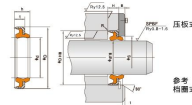


DKB型/DKBI型 往复运动防尘密封件

NOXLAN(AU)

请在订货时注明DKB/DKBI型防尘环的规格和尺寸 (例如) 典型尺寸 $\frac{20}{DKBI/DKBI} \frac{32}{型号标志} \frac{6}{防尘密封件的公称尺寸} \frac{9}{依次为内径(d)、外径(D)、厚度(t)和高度(H)}$

材料 A801+金属密封环 (SPCC)
 特别订单 若客户要求此尺寸范围内没有记录的尺寸或与此尺寸表的标准材料不同的材料, 有需要设计新模具的可行性, 另作报价和规格。



清潔杆表面度当0.8-1.6µmRy (0.2-0.4µmRa) 的抛光 (SPBF)

R=0.3以下

| 缓冲环的公称尺寸 | | | | | 腔体尺寸 | | | | |
|----------|-----|----|----|--|------|-----|-----|---------------------|---|
| d | D | t | h | | φd | φD | φS | H | B |
| 20 | 32 | | | | 20 | 32 | 27 | | |
| 25 | 37 | 6 | 9 | | 25 | 37 | 32 | 6 ^{+0.13} | |
| 30 | 42 | | | | 30 | 42 | 37 | | |
| 32 | 44 | | | | 32 | 44 | 39 | | |
| 34 | 46 | | | | 34 | 46 | 41 | | |
| 35 | 47 | | | | 35 | 47 | 42 | | |
| 38 | 50 | 7 | 10 | | 38 | 50 | 46 | 7 ^{+0.13} | |
| 40 | 52 | | | | 40 | 52 | 47 | | |
| 45 | 57 | | | | 45 | 57 | 52 | | |
| 50 | 62 | | | | 50 | 62 | 57 | | |
| 55 | 69 | | | | 55 | 69 | 62 | | |
| 60 | 74 | | | | 60 | 74 | 67 | | 4 |
| 65 | 79 | | | | 65 | 79 | 72 | | |
| 70 | 84 | | | | 70 | 84 | 77 | | |
| 75 | 89 | 8 | 11 | | 75 | 89 | 82 | 8 ^{+0.14} | |
| 80 | 94 | | 12 | | 80 | 94 | 87 | | |
| 85 | 99 | | | | 85 | 99 | 92 | | |
| 90 | 104 | | | | 90 | 104 | 97 | | |
| 95 | 109 | | 11 | | 95 | 109 | 102 | | |
| 100 | 114 | | | | 100 | 114 | 107 | | |
| 105 | 121 | | | | 105 | 121 | 113 | | |
| 110 | 126 | | | | 110 | 126 | 118 | | |
| 115 | 131 | 9 | 12 | | 115 | 131 | 123 | 9 ^{+0.14} | 5 |
| 120 | 136 | | | | 120 | 136 | 128 | | |
| 130 | 146 | | | | 130 | 146 | 138 | | |
| 140 | 160 | 10 | 14 | | 140 | 160 | 150 | 10 ^{+0.14} | |



HBV型

缓冲环

NOK(LANAU)
+新加坡树脂 (PA)

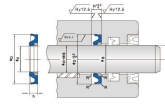
请在订货时注明HBV缓冲环的型号和尺寸
(例如) 典型尺寸 HBV 35.5 51 6

型号标志 缓冲环的公称尺寸
依次为内径(d)、外径(D)和高度(H)

材料 标准: U801F12NM(d=φ40~φ160)
别称: U441 80NP(d=φ170~φ210)

特别订单 若客户要求此尺寸范围内没有记录的尺寸或与此尺寸的标准材料不同的材料,
请联系我们设计新模具的可能性, 另作报价和交期。

如何决定B的尺寸



请根据下表决定B的尺寸
由于油缸结构需要较大的B尺寸时, 请与本公司联系

| | | | |
|--------|-------|-------|--------|
| 最大工作压力 | 35Mpa | 42Mpa | 53Mpa |
| B尺寸 | d+0.6 | d+0.4 | d+0.25 |

R=0.3以下

| 缓冲环的公称尺寸 | | |
|----------|-------|-----|
| d | D | H |
| 40 | 55.5 | 6 |
| 45 | 60.5 | |
| 50 | 65.5 | |
| 55 | 70.5 | |
| 60 | 75.5 | |
| 65 | 80.5 | |
| 70 | 85.5 | |
| 75 | 90.5 | |
| 80 | 95.5 | |
| 85 | 100.5 | |
| 90 | 105.5 | |
| 95 | 110.5 | |
| 100 | 115.5 | |
| 105 | 120.5 | |
| 110 | 125.5 | |
| 115 | 130.5 | |
| 120 | 135.5 | |
| 125 | 140.5 | |
| 130 | 145.5 | |
| 132 | 147.5 | |
| 138 | 150.5 | |
| 140 | 155.5 | |
| 150 | 165.5 | |
| 160 | 175.5 | |
| 170 | 185.5 | |
| 180 | 195.5 | |
| 190 | 205.5 | |
| 200 | 221 | |
| 210 | 231 | |
| | | 7.7 |

| 缓冲环的公称尺寸 | | |
|----------|-------|-----|
| d | D | H |
| 40 | 55.5 | 6.3 |
| 45 | 60.5 | |
| 50 | 65.5 | |
| 55 | 70.5 | |
| 60 | 75.5 | |
| 65 | 80.5 | |
| 70 | 85.5 | |
| 75 | 90.5 | |
| 80 | 95.5 | |
| 85 | 100.5 | |
| 90 | 105.5 | |
| 95 | 110.5 | |
| 100 | 115.5 | |
| 105 | 120.5 | |
| 110 | 125.5 | |
| 115 | 130.5 | |
| 120 | 135.5 | |
| 125 | 140.5 | |
| 130 | 145.5 | |
| 132 | 147.5 | |
| 138 | 150.5 | |
| 140 | 155.5 | |
| 150 | 165.5 | |
| 160 | 175.5 | |
| 170 | 185.5 | |
| 180 | 195.5 | |
| 190 | 205.5 | |
| 200 | 221 | |
| 210 | 231 | |
| | | 8 |



SPGO型

活塞密封专用密封件

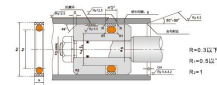
RAREFLON(PTFE)
+丁腈橡胶

请在订货时注明SPGO缓冲环的型号和尺寸
(例如) 典型尺寸 SPGO 14 20 3

型号标志 密封件的公称尺寸
依次为内径(d)、外径(D)、厚度(L)和高度(H)

材料 19VF+A305

特别订单 若客户要求此尺寸范围内没有记录的尺寸或与此尺寸的标准材料不同的材料,
请联系我们设计新模具的可能性, 另作报价和交期。



如何决定B的尺寸

决定B的尺寸时, 考虑活塞的偏心之后, 请根据大径注油嘴
(单侧) 与活塞环的
接触长度(即B) 即此密封件的总长度下决定密封件。

| 名义号 | 密封件的公称尺寸 | | | B | 结构尺寸 | | | | |
|--------|----------|------|---|-----|------|----|---|-----|---|
| | d | D | h | | d1 | d2 | H | C | |
| SPGO20 | 14 | 20 | 3 | 3.8 | 14 | 20 | 4 | 3.2 | 2 |
| 25 | 19 | 25 | | | | | | | |
| 31.5 | 21.5 | 31 | | | | | | | |
| 35 | 23 | 31.5 | | | | | | | |
| 35 | 23.5 | 32 | | | | | | | |
| 35 | 28.5 | 35 | | | | | | | |
| 35.5 | 27 | 35.5 | | | | | | | |
| 40 | 31.5 | 40 | | | | | | | |
| 45 | 36.5 | 45 | | | | | | | |
| 50 | 41.5 | 50 | | | | | | | |
| 53 | 44.5 | 53 | | | | | | | |
| 55 | 46.5 | 55 | | | | | | | |
| 56 | 47.5 | 56 | | | | | | | |
| 60 | 51.5 | 60 | | | | | | | |
| 65 | 57 | 65 | | | | | | | |
| 65 | 57 | 65 | | | | | | | |
| 70 | 58 | 70 | | | | | | | |
| 71 | 57 | 71 | | | | | | | |
| 72 | 61 | 75 | | | | | | | |
| 80 | 66 | 8 | | | | | | | |
| 85 | 71 | 85 | | | | | | | |
| 90 | 76 | 90 | | | | | | | |
| 95 | 81 | 95 | | | | | | | |
| 100 | 86 | 100 | | | | | | | |
| 105 | 91 | 105 | | | | | | | |
| 110 | 96 | 110 | | | | | | | |
| 115 | 98 | 112 | | | | | | | |
| 115 | 101 | 115 | | | | | | | |
| 120 | 108 | 120 | | | | | | | |
| 125 | 111 | 125 | | | | | | | |
| 130 | 116 | 130 | | | | | | | |
| 135 | 121 | 135 | | | | | | | |
| 140 | 126 | 140 | | | | | | | |
| 150 | 136 | 150 | | | | | | | |
| 160 | 146 | 160 | | | | | | | |
| 170 | 150 | 170 | | | | | | | |
| 180 | 160 | 180 | | | | | | | |
| 190 | 170 | 190 | | | | | | | |
| 200 | 180 | 200 | | | | | | | |
| 210 | 190 | 210 | | | | | | | |
| 220 | 200 | 220 | | | | | | | |
| 224 | 204 | 224 | | | | | | | |
| 230 | 210 | 230 | | | | | | | |
| 240 | 220 | 240 | | | | | | | |
| 250 | 230 | 250 | | | | | | | |
| 260 | 240 | 260 | | | | | | | |
| 270 | 250 | 270 | | | | | | | |
| 280 | 260 | 280 | | | | | | | |
| 290 | 270 | 290 | | | | | | | |
| 300 | 280 | 300 | | | | | | | |
| 310 | 290 | 310 | | | | | | | |
| 320 | 300 | 320 | | | | | | | |
| 340 | 320 | 340 | | | | | | | |
| 350 | 330 | 350 | | | | | | | |
| 360 | 340 | 360 | | | | | | | |
| 375 | 355 | 375 | | | | | | | |
| 380 | 360 | 380 | | | | | | | |
| 400 | 380 | 400 | | | | | | | |

| 名义号 | 密封件的公称尺寸 | | | B | 结构尺寸 | | | | |
|--------|----------|------|---|-----|------|----|-----|-----|---|
| | d | D | h | | d1 | d2 | H | C | |
| SPGO20 | 14 | 20 | 3 | 6.3 | 14 | 20 | 6.5 | 3.2 | 2 |
| 25 | 19 | 25 | | | | | | | |
| 31.5 | 21.5 | 31 | | | | | | | |
| 35 | 23 | 31.5 | | | | | | | |
| 35 | 23.5 | 32 | | | | | | | |
| 35 | 28.5 | 35 | | | | | | | |
| 35.5 | 27 | 35.5 | | | | | | | |
| 40 | 31.5 | 40 | | | | | | | |
| 45 | 36.5 | 45 | | | | | | | |
| 50 | 41.5 | 50 | | | | | | | |
| 53 | 44.5 | 53 | | | | | | | |
| 55 | 46.5 | 55 | | | | | | | |
| 56 | 47.5 | 56 | | | | | | | |
| 60 | 51.5 | 60 | | | | | | | |
| 65 | 57 | 65 | | | | | | | |
| 65 | 57 | 65 | | | | | | | |
| 70 | 58 | 70 | | | | | | | |
| 71 | 57 | 71 | | | | | | | |
| 72 | 61 | 75 | | | | | | | |
| 80 | 66 | 80 | | | | | | | |
| 85 | 71 | 85 | | | | | | | |
| 90 | 76 | 90 | | | | | | | |
| 95 | 81 | 95 | | | | | | | |
| 100 | 86 | 100 | | | | | | | |
| 105 | 91 | 105 | | | | | | | |
| 110 | 96 | 110 | | | | | | | |
| 115 | 98 | 112 | | | | | | | |
| 115 | 101 | 115 | | | | | | | |
| 120 | 108 | 120 | | | | | | | |
| 125 | 111 | 125 | | | | | | | |
| 130 | 116 | 130 | | | | | | | |
| 135 | 121 | 135 | | | | | | | |
| 140 | 126 | 140 | | | | | | | |
| 150 | 136 | 150 | | | | | | | |
| 160 | 146 | 160 | | | | | | | |
| 170 | 150 | 170 | | | | | | | |
| 180 | 160 | 180 | | | | | | | |
| 190 | 170 | 190 | | | | | | | |
| 200 | 180 | 200 | | | | | | | |
| 210 | 190 | 210 | | | | | | | |
| 220 | 200 | 220 | | | | | | | |
| 224 | 204 | 224 | | | | | | | |
| 230 | 210 | 230 | | | | | | | |
| 240 | 220 | 240 | | | | | | | |
| 250 | 230 | 250 | | | | | | | |
| 260 | 240 | 260 | | | | | | | |
| 270 | 250 | 270 | | | | | | | |
| 280 | 260 | 280 | | | | | | | |
| 290 | 270 | 290 | | | | | | | |
| 300 | 280 | 300 | | | | | | | |
| 310 | 290 | 310 | | | | | | | |
| 320 | 300 | 320 | | | | | | | |
| 340 | 320 | 340 | | | | | | | |
| 350 | 330 | 350 | | | | | | | |
| 360 | 340 | 360 | | | | | | | |
| 375 | 355 | 375 | | | | | | | |
| 380 | 360 | 380 | | | | | | | |
| 400 | 380 | 400 | | | | | | | |



SPGW型

活塞密封专用密封件

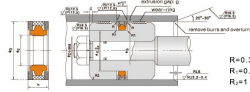
RAREFLON(PTFE)
+ 聚酰胺树脂
+ 丁腈橡胶 (NBR)

请在订货时注明门圈冲环的型号和尺寸
(例如) 典型尺寸 SPGW 36 50 8.5

型号标志 密封件的公称尺寸
依次为内径 (d)、外径 (D)、厚度 (H) 和高度 (H)

材料 19YF+BNP+A980

特别订货 若客户要求此尺寸表内没有记录的尺寸或与此尺寸表的标准材料不同的材料，
有需要设计新模具的可能性，另作报价和商议。



当动环表面粗糙度 0.4-3.2umRy
(0.1-0.8umRa) 的粗糙度 (GH)
或抛光 (RLB) 但在优化的润滑
条件下需要抛光。

R=0.3以下
R1=0.5以下
R1=1

如何决定 B 的尺寸

决定 B 的尺寸时，考虑活塞的偏心之后，请
把最大挤出间隙 (单侧) 与有量对齐。

注：B 的尺寸根据所用的密封件决定。

| 名义号 | 密封件的公称尺寸 | | | | 腔体尺寸 | | | |
|---------|----------|-----|------|-----|------|------|---|-----|
| | d | D | h | B | dD | H | C | |
| SPGW 50 | 36 | 50 | 8.5 | 36 | 50 | 9 | 4 | |
| 60 | 46 | 60 | 8.5 | 46 | 60 | | | |
| 63 | 48 | 63 | 10.5 | 48 | 63 | | | |
| 65 | 50 | 65 | 10.5 | 50 | 65 | | | |
| 70 | 55 | 70 | 10.5 | 55 | 70 | | | |
| 75 | 60 | 75 | 10.5 | 60 | 75 | | | |
| 80 | 65 | 80 | 10.5 | 65 | 80 | 11 | | |
| 85 | 70 | 85 | 10.5 | 70 | 85 | | | 5 |
| 90 | 75 | 90 | 10.5 | 75 | 90 | | | |
| 95 | 80 | 95 | 10.5 | 80 | 95 | | | |
| 100 | 85 | 100 | 12 | 85 | 100 | | | |
| 105 | 90 | 105 | 12 | 90 | 105 | | | |
| 110 | 95 | 110 | 12 | 95 | 110 | 12.5 | | |
| 115 | 100 | 115 | 12 | 100 | 115 | | | |
| 120 | 105 | 120 | 12 | 105 | 120 | | | |
| 125 | 102 | 125 | 15.5 | 102 | 125 | | | |
| 130 | 107 | 130 | 15.5 | 107 | 130 | | | |
| 135 | 112 | 135 | 15.5 | 112 | 135 | | | |
| 140 | 117 | 140 | 15.5 | 117 | 140 | | | |
| 150 | 127 | 150 | 15.5 | 127 | 150 | | | |
| 160 | 137 | 160 | 15.5 | 137 | 160 | | | |
| 170 | 147 | 170 | 15.5 | 147 | 170 | | | |
| 180 | 157 | 180 | 15.5 | 157 | 180 | | | |
| 185 | 162 | 185 | 15.5 | 162 | 185 | 16 | | 6.5 |
| 190 | 167 | 190 | 15.5 | 167 | 190 | | | |
| 200 | 177 | 200 | 15.5 | 177 | 200 | | | |
| 210 | 187 | 210 | 15.5 | 187 | 210 | | | |
| 220 | 197 | 220 | 15.5 | 197 | 220 | | | |
| 225 | 202 | 225 | 15.5 | 202 | 225 | | | |
| 230 | 207 | 230 | 15.5 | 207 | 230 | | | |
| 240 | 217 | 240 | 15.5 | 217 | 240 | | | |
| 250 | 227 | 250 | 17 | 227 | 250 | | | |
| 260 | 232 | 260 | 17 | 232 | 260 | | | |
| 270 | 242 | 270 | 17 | 242 | 270 | 17.5 | | 7.5 |
| 280 | 252 | 280 | 17 | 252 | 280 | | | |
| 300 | 272 | 300 | 17 | 272 | 300 | | | |
| 320 | 292 | 320 | 17 | 292 | 320 | | | |



TC型/TCN型

丁腈橡胶 (NBR) 油封

All standard sizes are available, and non-standard sizes can be customized.
所有标准尺寸可用，非标准尺寸可定做。



请在订货时注明门圈冲环的型号和尺寸
(例如) 典型尺寸 TCN 7 20 7

型号标志 密封件的公称尺寸
依次为内径 (d)、外径 (D) 和高度 (H)

材料 A785

特别订货 若客户要求此尺寸表内没有记录的尺寸或与此尺寸表的标准材料不同的材料，
有需要设计新模具的可能性，另作报价和商议。

| 轴径d | 尺寸 | | 轴径d | 尺寸 | |
|-----|-----|-----|-----|-----|-----|
| | 外径D | 高度H | | 外径D | 高度H |
| 7 | 20 | 7 | 40 | 62 | 11 |
| 8 | 18 | 7 | 42 | 65 | 12 |
| 8 | 22 | 7 | 45 | 68 | 12 |
| 10 | 25 | 7 | 48 | 70 | 12 |
| 12 | 28 | 7 | 50 | 72 | 12 |
| 13 | 28 | 7 | 52 | 75 | 12 |
| 14 | 28 | 7 | 55 | 78 | 12 |
| 15 | 30 | 7 | 58 | 80 | 12 |
| 16 | 30 | 7 | 60 | 82 | 12 |
| 17 | 35 | 8 | 62 | 85 | 12 |
| 18 | 35 | 8 | 65 | 90 | 13 |
| 19 | 35 | 8 | 70 | 95 | 13 |
| 20 | 32 | 8 | 75 | 100 | 13 |
| 20 | 40 | 11 | 80 | 105 | 13 |
| 22 | 35 | 8 | 85 | 110 | 13 |
| 22 | 42 | 11 | 90 | 115 | 13 |
| 23 | 42 | 11 | 95 | 120 | 13 |
| 24 | 40 | 8 | 100 | 125 | 13 |
| 25 | 40 | 8 | 105 | 135 | 14 |
| 25 | 45 | 11 | 110 | 140 | 14 |
| 26 | 42 | 8 | 115 | 145 | 14 |
| 27 | 47 | 11 | 120 | 150 | 14 |
| 28 | 48 | 11 | 125 | 144 | 14 |
| 30 | 42 | 7 | 130 | 160 | 14 |
| 30 | 50 | 11 | 135 | 165 | 14 |
| 32 | 52 | 11 | 140 | 170 | 14 |
| 34 | 54 | 11 | 150 | 180 | 14 |
| 35 | 55 | 11 | 170 | 200 | 16 |
| 38 | 58 | 11 | 190 | 225 | 16 |



KZT型

防污染密封件

RAREFLON (PTFE)

请在订货时注明丁腈冲环的型号和尺寸
(例如) 典型尺寸 KZT 14 20 3

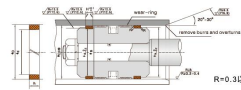
型号标志 密封件的公称尺寸
依次为内径 (d)、外径 (D)、厚度 (t) 和高度 (H)

材料 USZP

特别订单 若客户要求此尺寸表内没有记录的尺寸或与此尺寸表的标准材料不同的材料，
有需要设计新模具的可能性，另作报价和相談。

KZT Anti-pollution Seal

KZT型防污染密封件



当油缸表面应当0.4-3.2μmRy (0.1-0.8μmRa) 的粗糙 (GH) 或抛光 (RLB) 但在恶劣的润滑条件下更需要抛光。

注: B 的尺寸根据所用的密封件决定。

| 名义号 | 密封件的公称尺寸 | | | 腔体尺寸 | | |
|--------|----------|------|---|------|------|------|
| | d | D | h | dD | dB | C |
| KZT 20 | 14 | 20 | | 14 | 20 | 18 |
| 25 | 18 | 25 | | 18 | 25 | 23 |
| 30 | 24 | 30 | | 24 | 30 | 28 |
| 31.5 | 25.5 | 31.5 | | 25.5 | 31.5 | 29.5 |
| 32 | 26 | 32 | | 26 | 32 | 30 |
| 35 | 28 | 35 | | 28 | 35 | 33 |
| 35.5 | 29.5 | 35.5 | 5 | 29.5 | 35.5 | 33.5 |
| 40 | 34 | 40 | | 34 | 40 | 38 |
| 45 | 39 | 45 | | 39 | 45 | 43 |
| 50 | 44 | 50 | | 44 | 50 | 48 |
| 55 | 49 | 55 | | 49 | 55 | 53 |
| 58 | 52 | 58 | | 52 | 58 | 56 |
| 60 | 54 | 60 | | 54 | 60 | 58 |
| 63 | 56 | 63 | | 56 | 63 | 61 |
| 65 | 57 | 65 | | 57 | 65 | 63 |
| 70 | 62 | 70 | | 62 | 70 | 68 |
| 71 | 63 | 71 | | 63 | 71 | 69 |
| 76 | 67 | 76 | | 67 | 76 | 73 |
| 80 | 72 | 80 | | 72 | 80 | 78 |
| 85 | 77 | 85 | | 77 | 85 | 83 |
| 90 | 82 | 90 | | 82 | 90 | 88 |
| 95 | 87 | 95 | | 87 | 95 | 93 |
| 100 | 92 | 100 | | 92 | 100 | 98 |
| 105 | 97 | 105 | | 97 | 105 | 103 |
| 110 | 102 | 110 | | 102 | 110 | 108 |
| 112 | 104 | 112 | | 104 | 112 | 110 |
| 115 | 107 | 115 | | 107 | 115 | 113 |
| 119 | 111 | 119 | | 111 | 119 | 117 |
| 120 | 112 | 120 | | 112 | 120 | 118 |
| 125 | 117 | 125 | | 117 | 125 | 123 |
| 130 | 122 | 130 | | 122 | 130 | 128 |
| 135 | 127 | 135 | | 127 | 135 | 133 |
| 140 | 132 | 140 | | 132 | 140 | 138 |
| 150 | 142 | 150 | | 142 | 150 | 148 |
| 160 | 152 | 160 | | 152 | 160 | 158 |
| 170 | 162 | 170 | | 162 | 170 | 168 |
| 180 | 172 | 180 | | 172 | 180 | 178 |
| 180 | 182 | 180 | | 182 | 180 | 188 |
| 190 | 192 | 190 | | 192 | 190 | 198 |
| 200 | 202 | 200 | | 202 | 200 | 208 |
| 210 | 212 | 210 | | 212 | 210 | 218 |
| 224 | 216 | 224 | | 216 | 224 | 222 |
| 230 | 222 | 230 | | 222 | 230 | 228 |
| 240 | 232 | 240 | | 232 | 240 | 238 |
| 250 | 242 | 250 | | 242 | 250 | 248 |
| 260 | 252 | 260 | | 252 | 260 | 258 |
| 270 | 262 | 270 | | 262 | 270 | 268 |
| 280 | 272 | 280 | | 272 | 280 | 278 |
| 290 | 282 | 290 | | 282 | 290 | 288 |
| 300 | 292 | 300 | | 292 | 300 | 298 |
| 310 | 302 | 310 | | 302 | 310 | 308 |
| 320 | 312 | 320 | | 312 | 320 | 318 |
| 340 | 332 | 340 | | 332 | 340 | 338 |
| 350 | 342 | 350 | | 342 | 350 | 348 |
| 360 | 352 | 360 | | 352 | 360 | 358 |



HBTS型

缓冲环

RAREFLON (PTFE)/丁腈橡胶 (NBR)

请在订货时注明丁腈密封件的型号和尺寸
(例如) 典型尺寸 HBTS 40 55.5 5.9

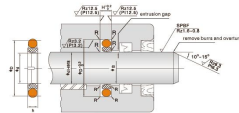
型号标志 缓冲环的公称尺寸
依次为内径 (d)、外径 (D)、厚度 (t) 和高度 (H)

材料 19YF-A626

特别订单 若客户要求此尺寸表内没有记录的尺寸或与此尺寸表的标准材料不同的材料，
有需要设计新模具的可能性，另作报价和相談。

HBTS Buffer Ring

HBTS型缓冲环



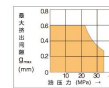
R=0.3以下

活塞杆表面应当0.8-1.6μmRy (0.2-0.4μmRa) 的抛光 (SPBF)

如何决定 B 的尺寸

决定 B 的尺寸时, 考虑适当的偏心之后,

请把最大挤出间隙 (差层) 与有差对齐。



| 名义号 | 缓冲环的公称尺寸 | | | 腔体尺寸 | | |
|---------|----------|-------|-----|------|-------|-----|
| | d | D | h | dD | dB | H |
| HBTS 40 | 40 | 55.5 | | 40 | 55.5 | |
| 45 | 45 | 60.5 | | 45 | 60.5 | |
| 50 | 50 | 65.5 | | 50 | 65.5 | |
| 55 | 55 | 70.5 | | 55 | 70.5 | |
| 60 | 60 | 75.5 | | 60 | 75.5 | |
| 65 | 65 | 80.5 | | 65 | 80.5 | |
| 70 | 70 | 85.5 | 5.9 | 70 | 85.5 | 6.3 |
| 75 | 75 | 90.5 | | 75 | 90.5 | |
| 80 | 80 | 95.5 | | 80 | 95.5 | |
| 85 | 85 | 100.5 | | 85 | 100.5 | |
| 90 | 90 | 105.5 | | 90 | 105.5 | |
| 100 | 100 | 115.5 | | 100 | 115.5 | |
| 110 | 110 | 125.6 | | 110 | 125.6 | |
| 120 | 120 | 135.5 | | 120 | 135.5 | |
| 130 | 130 | 145.5 | | 130 | 145.5 | |
| 140 | 140 | 155.5 | | 140 | 155.5 | |

DPS



NY型/BRT3型
支承环
BACK-UP RINGS

43.PAGE

注：所有厂家制造商之名称、型号、标准及规格号仅供参考

请在订货时注明订货号冲件的型号和尺寸
(例如) 典型尺寸 BRT2 50 60 3
—— 型号标志 —— 密封件的公称尺寸
依次为内径 (d)、外径 (D) 和厚度 (H)

材料 PTFE或PA
特别订委 若客户要求此尺寸范围内没有记录的尺寸或与此尺寸表的标准材料不同的材料，
有需要设计新模具的可能性，另作报价和相談。

| 密封类别 | 材料 | 无切口 | 斜切 | 无切口 | 切口类别 | 斜切 | 无切口 | 斜切 | 无切口 |
|----------|------|------|------|------|----------|------|------|------|------|
| 形式 | BRT2 | BRT3 | BRN2 | BRN3 | 形式 | BRT2 | BRT3 | BRN2 | BRN3 |
| 材料标志 | PTFE | PTFE | PA | PA | 材料标志 | PTFE | PTFE | PA | PA |
| 支承环的公称尺寸 | | | | | 支承环的公称尺寸 | | | | |
| d | D | H | | | d | D | H | | |
| 50 | 60 | 3 | | | 80 | 95 | 3 | | |
| 50 | 63 | 3 | | | 80 | 100 | 3 | | |
| 50 | 65 | 3 | | | 85 | 100 | 3 | | |
| 50 | 70 | 3 | | | 85 | 105 | 3 | | |
| 60 | 70 | 3 | | | 90 | 105 | 3 | | |
| 60 | 73 | 3 | | | 90 | 110 | 3 | | |
| 60 | 75 | 3 | | | 95 | 110 | 3 | | |
| 60 | 80 | 3 | | | 95 | 115 | 3 | | |
| 65 | 75 | 3 | | | 100 | 115 | 3 | | |
| 65 | 78 | 3 | | | 100 | 120 | 3 | | |
| 65 | 80 | 3 | | | 105 | 120 | 3 | | |
| 70 | 80 | 3 | | | 105 | 125 | 3 | | |
| 70 | 83 | 3 | | | 110 | 125 | 3 | | |
| 70 | 85 | 3 | | | 110 | 130 | 3 | | |
| 70 | 90 | 3 | | | 115 | 130 | 3 | | |
| 75 | 85 | 3 | | | 115 | 135 | 3 | | |
| 75 | 88 | 3 | | | 120 | 135 | 3 | | |
| 75 | 90 | 3 | | | 120 | 140 | 3 | | |
| 75 | 95 | 3 | | | 130 | 145 | 3 | | |
| 80 | 93 | 3 | | | 130 | 150 | 3 | | |

DPS

Bushing
衬套



| 规格 | 规格 | 规格 | 规格 |
|----|----|----|----|
| 50 | 30 | 30 | 30 |
| | 30 | 35 | 40 |
| 55 | 35 | 40 | 45 |
| | 40 | 45 | 50 |
| | 50 | 60 | 60 |
| 60 | 35 | 60 | 35 |
| | 40 | 35 | 40 |
| | 30 | 40 | 45 |
| 65 | 35 | 40 | 50 |
| | 40 | 45 | 55 |
| | 50 | 60 | 60 |
| | 35 | 30 | 35 |
| 70 | 40 | 30 | 35 |
| | 50 | 40 | 50 |
| | 30 | 40 | 45 |
| | 35 | 45 | 50 |
| | 40 | 50 | 60 |
| 75 | 50 | 30 | 30 |
| | 30 | 40 | 40 |
| | 35 | 40 | 45 |
| | 40 | 50 | 50 |
| 80 | 45 | 50 | 60 |
| | 50 | 60 | 70 |
| | 60 | 30 | 30 |

45.PAGE

注：所有厂家制造商之名称、型号、标准及规格号仅供参考



| 规格型号 | 尺寸规格 | 规格型号 | 尺寸规格 |
|------|-------------|------|-------------|
| SPN | 70*80*4.8 | SPN | 80*90*6 |
| SPN | 80*90*4.8 | SPN | 90*100*6 |
| SPN | 90*100*4.8 | SPN | 90*80*4.8 |
| SPN | 100*110*4.8 | SPN | 90*70*4.8 |
| SPN | 80*90*6 | SPN | 80*90*4.8 |
| SPN | 90*100*6 | SPN | 80*100*4.8 |
| SPN | 70*80*4 | SPN | 90*100*4.8 |
| SPN | 80*90*4 | SPN | 95*100*4.8 |
| SPN | 90*100*4 | SPN | 100*110*4.8 |
| SPN | 100*110*4 | SPN | 120*130*4.8 |



OUY型/ODI型

涨紧缸专用密封件

请标注密封件详细尺寸和冲床的型号和尺寸
(例如) 典型尺寸 OUY 40 25 12
——— 型号标志 ——— 密封件的公称尺寸
——— 标注为内径 (d)、外径 (D)、厚度 (H) 和高度(H)

材料 UBD1-NY-NBR-NY
顾客产要求此尺寸表内没有已染的此尺寸表与标准材料不同的材料。
特别订量 有重要设计新模具的可能性，另作报价和沟通。

| 密封件的公称尺寸及结构部分尺寸 | | | | | | |
|-----------------|----|----|----------------|----------------|-----|---|
| D | d | h | H _a | H _b | φD1 | C |
| 40 | 25 | 12 | 13 | 16 | 39 | 5 |
| 45 | 30 | 12 | 13 | 16 | 44 | 5 |
| 50 | 35 | 12 | 13 | 16 | 49 | 5 |
| 60 | 45 | 12 | 13 | 16 | 59 | 5 |
| 60 | 35 | 15 | 16 | 19 | 59 | 5 |
| 70 | 55 | 12 | 13 | 16 | 69 | 5 |
| 70 | 45 | 15 | 16 | 19 | 69 | 5 |
| 70 | 45 | 18 | 19 | 22 | 69 | 5 |
| 70 | 40 | 12 | 13 | 16 | 69 | 5 |
| 75 | 60 | 12 | 13 | 16 | 74 | 5 |
| 80 | 47 | 16 | 17 | 20 | 79 | 5 |
| 80 | 55 | 18 | 19 | 22 | 79 | 5 |
| 80 | 64 | 12 | 13 | 16 | 79 | 5 |
| 85 | 70 | 12 | 13 | 16 | 84 | 5 |
| 90 | 70 | 12 | 13 | 16 | 89 | 5 |
| 90 | 65 | 18 | 19 | 22 | 89 | 5 |
| 95 | 80 | 12 | 13 | 16 | 94 | 5 |
| 100 | 80 | 12 | 13 | 16 | 98 | 5 |
| 100 | 75 | 18 | 19 | 22 | 98 | 5 |
| 105 | 85 | 12 | 13 | 16 | 103 | 5 |



KDAS-Piston Seal

KDAS-活塞密封



| 尺寸规格 | 尺寸规格 | 尺寸规格 | 尺寸规格 |
|-------------|-------------|-------------|---------------|
| 35*25*26 | 56*40*26 | 80*60*34.5 | 115*90*35 |
| 40*24*29.5 | 60*44*31 | 80*62*29 | 115*97*28.5 |
| 40*26*20 | 60*44*128.5 | 80*68*34 | 120*95*35.1 |
| 40*30*27.9 | 60*48*29.5 | 85*68*35 | 120*106*32.9 |
| 40*30*121.3 | 63*47*31.5 | 90*70*34.5 | 125*100*37.2 |
| 40*30*221.5 | 63*47*128.5 | 90*72*29.7 | 125*103*34.7 |
| 42*28*21 | 63*47*32 | 90*76*33.5 | 125*108*40.9 |
| 45*29*39.5 | 63*51*29.8 | 90*79*34 | 130*100*44.4 |
| 45*31*21.1 | 65*49*29.3 | 100*79*34.8 | 130*110*138.1 |
| 45*35*28.5 | 65*50*31.1 | 100*82*29 | 135*110*44.4 |
| 50*34*31 | 70*50*35.1 | 100*88*34 | 135*110*138.1 |
| 50*34*126 | 70*54*38 | 105*80*35.1 | 140*115*44.4 |
| 50*38*29 | 70*58*28.4 | 110*85*35.1 | 140*115*138.1 |
| 55*38*31 | 75*58*35.1 | 110*92*29 | 140*118*44.1 |
| 55*38*126 | 50*54 | 110*96*33.4 | |

N4W N4W



| 规格 Specification | | | |
|------------------|-----|-----|-----|
| 名称 Type | D | d | H |
| N4W-80 | 80 | 75 | 2.5 |
| N4W-85 | 85 | 80 | 2.5 |
| N4W-90 | 90 | 85 | 2.5 |
| N4W-95 | 95 | 90 | 2.5 |
| N4W-100 | 100 | 95 | 2.5 |
| N4W-105 | 105 | 100 | 2.5 |
| N4W-110 | 110 | 105 | 2.5 |
| N4W-115 | 115 | 104 | 3 |
| N4W-120 | 120 | 109 | 3 |
| N4W-125 | 125 | 114 | 3 |
| N4W-130 | 130 | 119 | 3 |
| N4W-135 | 135 | 124 | 3 |
| N4W-140 | 140 | 129 | 3 |
| N4W-145 | 145 | 134 | 3 |
| N4W-150 | 150 | 139 | 3 |
| N4W-155 | 155 | 144 | 3 |
| N4W-160 | 160 | 149 | 3 |
| N4W-165 | 165 | 154 | 3 |
| N4W-170 | 170 | 159 | 3 |





| Part Name | Size |
|-----------|----------------|
| OHM | 60 × 42 × 12 |
| OHM | 70 × 48 × 14 |
| OHM | 80 × 58 × 14 |
| OHM | 90 × 68 × 14 |
| OHM | 100 × 78 × 14 |
| OHM | 110 × 88 × 14 |
| OHM | 120 × 98 × 14 |
| OHM | 130 × 108 × 14 |
| OHM | 140 × 118 × 14 |
| OHM | 150 × 128 × 14 |
| OHM | 160 × 138 × 14 |
| OHM | 225 × 203 × 14 |



| 商品名称 | 规格型号 |
|-----------|---------|
| 斗轴油封 (VB) | 40*50*8 |
| 斗轴油封 (VB) | 45*55*8 |
| 斗轴油封 (VB) | 40*55*8 |
| 斗轴油封 (VB) | 50*60*8 |
| 斗轴油封 (VB) | 50*65*8 |
| 斗轴油封 (VB) | 55*65*8 |
| 斗轴油封 (VB) | 55*70*8 |
| 斗轴油封 (VB) | 60*75*8 |
| 斗轴油封 (VB) | 40*50*4 |
| 斗轴油封 (VB) | 45*55*5 |
| 斗轴油封 (VB) | 40*55*4 |
| 斗轴油封 (VB) | 50*60*4 |
| 斗轴油封 (VB) | 50*65*4 |
| 斗轴油封 (VB) | 55*65*4 |
| 斗轴油封 (VB) | 55*70*4 |
| 斗轴油封 (VB) | 60*70*4 |
| 斗轴油封 (VB) | 60*75*4 |

| 商品名称 | 规格型号 |
|-----------|-----------|
| 斗轴油封 (VB) | 70*80*4 |
| 斗轴油封 (VB) | 70*85*4 |
| 斗轴油封 (VB) | 70*85*8 |
| 斗轴油封 (VB) | 80*95*4 |
| 斗轴油封 (VB) | 80*95*8 |
| 斗轴油封 (VB) | 80*95*6 |
| 斗轴油封 (VB) | 80*95*8 |
| 斗轴油封 (VB) | 90*105*4 |
| 斗轴油封 (VB) | 90*105*6 |
| 斗轴油封 (VB) | 90*105*8 |
| 斗轴油封 (VB) | 100*115*4 |
| 斗轴油封 (VB) | 100*115*6 |
| 斗轴油封 (VB) | 100*115*8 |
| 斗轴油封 (VB) | 110*125*4 |
| 斗轴油封 (VB) | 110*125*6 |
| 斗轴油封 (VB) | 110*125*8 |
| 斗轴油封 (VB) | |
| 斗轴油封 (VB) | |





Rotary shaft oil seal
回转立轴油封



- AW4068 AW5045
- AP3409 BA4023
- AP3527 AD4624
- AP3222 BC1148
- AD4581 DW
- AD4282 AA4390
- AD4542
- AD4348 AD5526
- AP4153 BA3494
- BW4528 AD3519
- BW4528 AP3744
- BW4680
- BW5073 AP4063
- AD4399 AP3744
- AD4451 AD3994
- AD4795 AE3232
- BW6556 AP3618
- BW4545 AP3527
- BW4815 BC3666
- AD4713 AA5019
- AD4349 AD4161
- AD5026
- AD5348
- BA3366
- BW5160
- BW4527
- AP4212
- AD3842
- BW0760

Rotary shaft oil seal

GUANGZHOU TONGTENG SEALS CO., LTD.


VAY
VAY



VAY



D RING
O型环



D RING

GUANGZHOU TONGTENG SEALS CO., LTD.

Seal Removal Tool
油封工具



Seal Removal Tool



Joystick Pusher
Foot Valve Pusher

后盖垫 ▶▶



A8V0200



EX200-2



E320C




K5V200



ZAX200



K3SP36



EX200-1

